

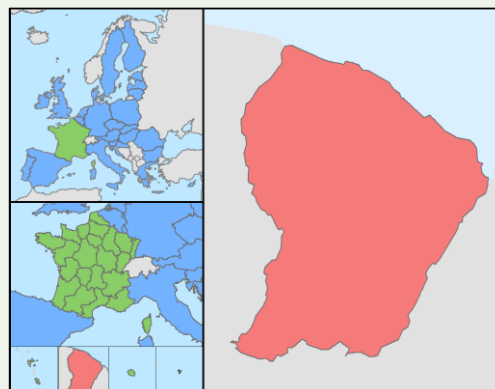
1. General information

Geographical Area	Country	France
	Region	Guyane
Rural population (1)	Inhabitants (3)	0.01 million
	% of total population (3)	35.3 %
	Density - Inhab/km2 (3)	1.0
Rural area (1)	Km2 (3)	83 727
	% of total area (3)	99.8 %
Agricultural area <i>Total Utilised Agricultural Area (UAA)</i>	Ha (2)	0.03 million
	% of total territory (4)	0.3 %
Forest and other wooded land	Ha (2)	8.1 million
	% of total area (2)	97.6 %
Total employment	People (2)	0.05 million
Rural employment	% of total workforce	n/a

Data source: France - Guyane 2014-2020 Rural Development Programme (RDP).
 Note: (1) OECD definition applies, including intermediate and predominantly rural regions; (2) 2010 data; (3) 2012 data; (4) 2010, calculation based on 2012 total region territory data.

Primary sector contribution to Gross Value Added (GVA)	% of total (2)	4.1 %
No of agricultural holdings	No (2)	5 990
Average farm size	ha UAA/holding (2)	4.2
High Nature Value farming	% of total UAA	n/a
Farmland Birds Index (FBI)	-	n/a

Map: France - Guyane



EAFRD* support: EUR 112 000 000 <small>0.1 % of Total EAFRD support for EU-28</small>	+	National contribution: EUR 61 483 886	=	Planned total public expenditure: EUR 173 483 886
---	---	--	---	--

* European Agricultural Fund for Rural Development (EAFRD)

Examples of expected achievements

- To cover the general lack of technical knowledge and management skills of farmers, the programme will provide training, information and demonstration activities with the aim of achieving about 1 100 participants.
- Also, 93 cooperation projects will be supported, including operational groups under the European Innovation Partnership (EIP) on Agricultural Productivity and Sustainability.
- The RDP intends to support 350 farms (about 6 % of the total) on modernization and development projects to help them increase their competitiveness and quality of production.
- About 20 % of agribusiness industries will be supported to improve their production processes and marketing.
- Approximately 3.5 % of farms will benefit from financing for their commitment in steps towards improved quality production.
- About 25 % of the agricultural area (6 400 hectares) will be under agri-environment-climate contracts for the reduction of water and soil agricultural footprint.
- The RDP will also promote the conversion and maintenance of organic farming on 3 000 ha (0.1 % of the agricultural land).
- Under LEADER, 5 Local Action Groups (LAGs) will be financed and their Local Development Strategies (LDS) will benefit almost 90 % of the Guyanese population and create 35 jobs.

Examples of key challenges

- Farmers suffer from a strong dependence of agricultural inputs (products, pesticides, fertilizers, animal feed, etc.).
- About 90 % of wood production is intended for the domestic market. However, the production is uncompetitive and faces competition from imported products against which the Guyanese production confronts very high production costs.
- Guyane still faces basic needs in rural infrastructure. This includes housing, development of infrastructure and facilities, transport network, electricity, drinking water supply, treatment of wastewater and waste, health and social needs.

Source: DG AGRI, *Factsheet on 2014-2020 Rural Development Programme for Guyane*, November 2015
http://ec.europa.eu/agriculture/rural-development-2014-2020/country-files/fr/factsheet-guyane_fr.pdf

2. RDP focus areas: planned expenditure, measures and 2023 targets

This section illustrates each rural development priority (P) with a focus on: the indicative budget per Focus Area (FA) and its breakdown by selected measure; and the relation between the indicative planned total public expenditure and the expected 2023 targets set by the Managing Authority for each focus area. The target indicators identified with the country code (FR_GUYA) are specific to the Guyane Programme.

P1 - Knowledge transfer & innovation: Fostering knowledge transfer and innovation in agriculture, forestry, and rural areas

Priority 1 is considered a cross-cutting priority: the budget under Priorities 2 - 6 contributes to the achievement of Priority 1 specific targets.

Focus Area 1A. Innovation & cooperation

Target indicator	Value
T1 - % of expenditure under Articles 14, 15 and 35 of Regulation (EU) No 1305/2013 in relation to the total expenditure for the RDP	13.0 %

Focus Area 1B. Links with research & innovation

Target indicator	Value
T2 - Total number of cooperation operations supported under the cooperation measure (Article 35 of Regulation (EU) No 1305/2013) (groups, networks/clusters, pilot projects...), of which: Nr of EIP operational groups to be supported (establishment and operation)	93 5


Focus Area 1C. Lifelong learning & vocational training

Target indicator	Value
T2T3 - Total number of participants trained under Article 14 of Regulation (EU) No 1305/2013	1 098

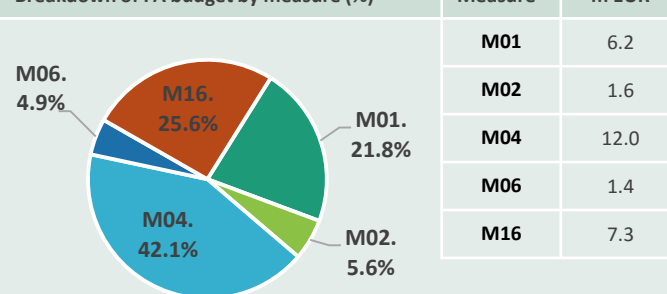
P2 - Competitiveness: Enhancing farm viability and competitiveness of all types of agriculture in all regions and promoting innovative farm technologies and sustainable management of forest

Focus Area 2A. Farm's performance, restructuring & modernization

Total public budget (million EUR)



Breakdown of FA budget by measure (%)



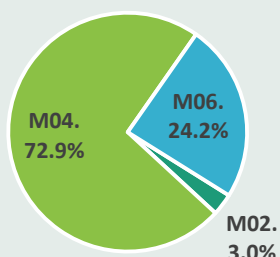
Target indicator	Value
T4 - % of agricultural holdings with RDP support for investments in restructuring or modernisation	5.9 %

Focus Area 2B. Entry of skilled/younger farmers

Total public budget (million EUR)



Breakdown of FA budget by measure (%)



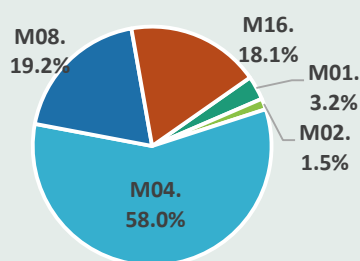
Target indicator	Value
T5 - % of agricultural holdings with RDP supported business development plan/investments for young farmers	1.6 %

Focus Area 2C+. Effective management, multi-functionality and sustainability of forests

Total public budget (million EUR)



Breakdown of FA budget by measure (%)




Target indicator	Value
FR_GUYA01 - Total value of investment on efficient management, multi-functionality and sustainability of forests (EUR)	19.5 m

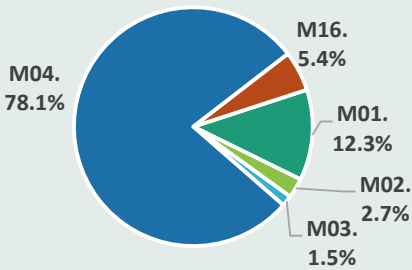
P3 – Food chain & risk management: Promoting food chain organisation, including processing and marketing of agricultural products, animal welfare and risk management in agriculture

Focus Area 3A. Agri-food chain integration & quality

Total public budget (million EUR)



Breakdown of FA budget by measure (%)



Measure	m EUR
M01	0.9
M02	0.2
M03	0.1
M04	5.7
M16	0.4

Target indicator

Value

T6 - % of agricultural holdings receiving support for participating in quality schemes, local markets and short supply circuits, and producer groups/organisations	3.4 %
FR_GUYA02 - % of agribusinesses supported	20 %

P4 – Ecosystems management: Restoring, preserving and enhancing ecosystems related to agriculture and forestry

Focus Areas

- 4A. Biodiversity's restoration, preservation & enhancement
- 4B. Water management
- 4C. Soil erosion & soil management

Total public budget (million EUR)

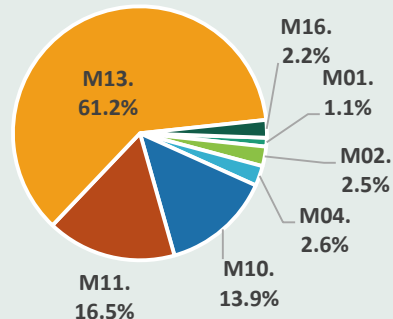


Target indicator

Value

T9 - % of agricultural land under management contracts supporting biodiversity and/or landscapes	9.0 %
T10 - % of agricultural land under management contracts to improve water management	25.2 %
T12 - % of agricultural land under management contracts to improve soil management and/or prevent soil erosion	25.2 %

Breakdown of FA budget by measure (%)

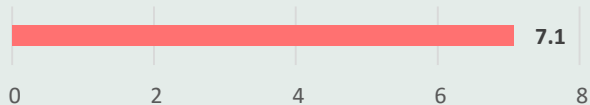


Measure	m EUR
M01	0.1
M02	0.2
M04	0.2
M10	1.1
M11	1.3
M13	4.8
M16	0.2

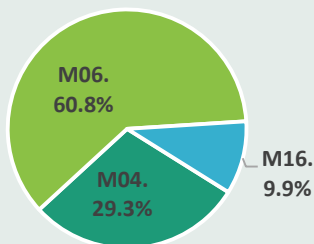
P5 - Resource efficiency & climate: Promoting resource efficiency and supporting the shift towards a low carbon and climate resilient economy in agriculture, food and forestry sectors

Focus Area 5C. Renewable sources & waste management

Total public budget (million EUR)



Breakdown of FA budget by measure (%)



Measure	m EUR
M04	2.1
M06	4.3
M16	0.7

Target indicator

Value

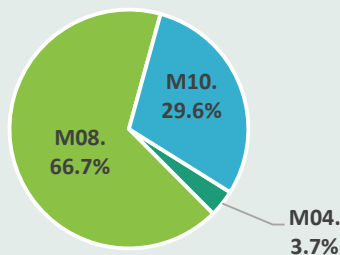
T16 - Total investment in renewable energy production (EUR)	7.8 m
---	-------

Focus Area 5E. Carbon conservation & sequestration

Total public budget (million EUR)



Breakdown of FA budget by measure (%)



Measure	m EUR
M04	0.04
M08	0.7
M10	0.3

Target indicator

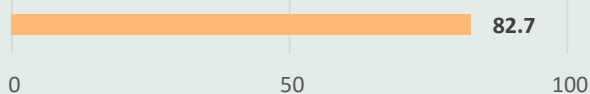
Value

T19 - % of agricultural and forest land under management contracts contributing to carbon sequestration and conservation	0.01 %
--	--------

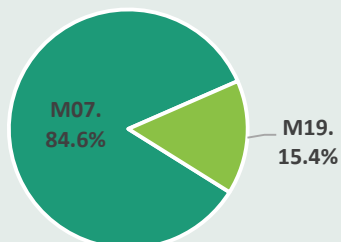
P6 - Social inclusion & local development: Promoting social inclusion poverty reduction and economic development in rural areas

Focus Area 6B. Local development

Total public budget (million EUR)



Breakdown of FA budget by measure (%)



Measure	m EUR
M07	70.0
M19	12.7

Target indicator

Value

T21 - % of rural population covered by local development strategies	88.7 %
T22 - % of rural population benefiting from improved services/infrastructures	88.7 %
T23 - Jobs created in supported projects (LEADER)	35

3. Planned expenditure per priority

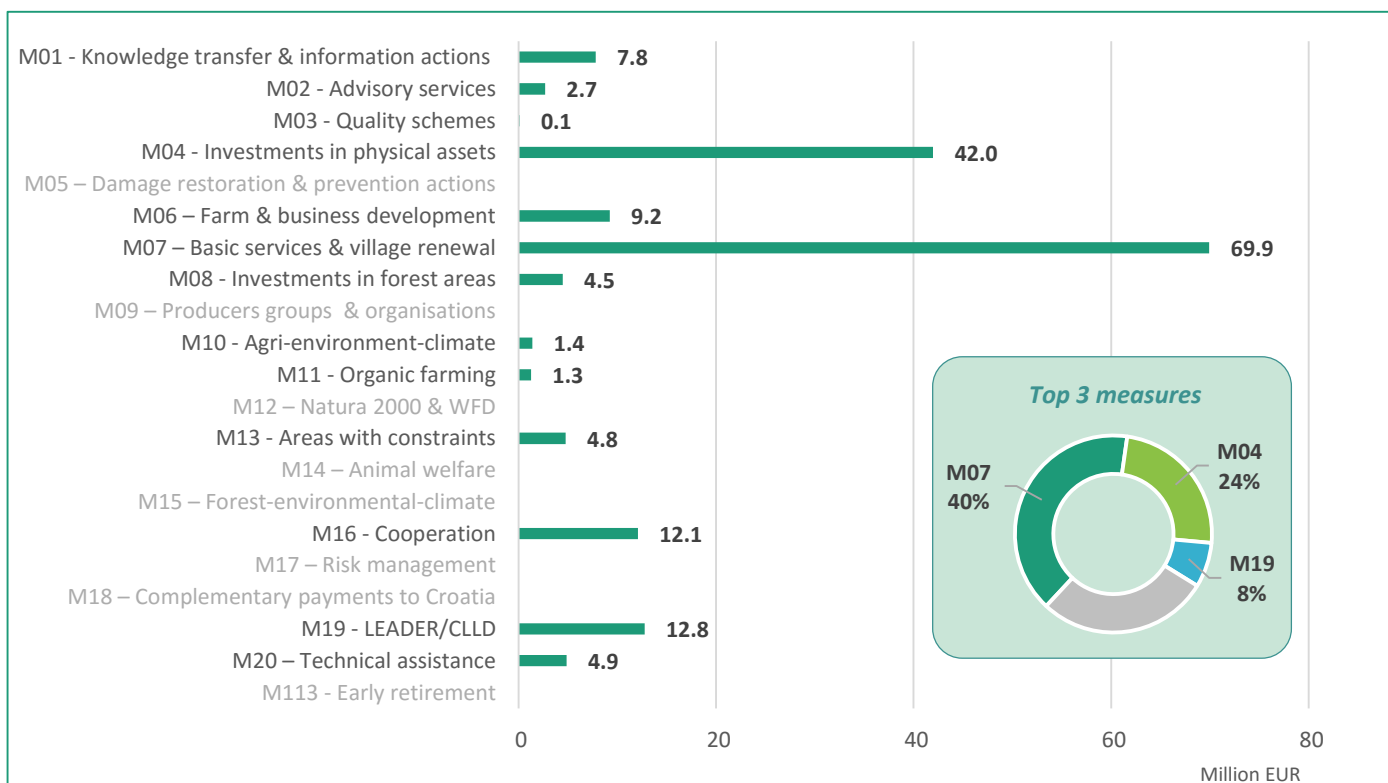
The following table shows how the planned total public expenditure (comprising the EAFRD support and the national contribution) is allocated between rural development priorities. Priority 1 is considered to be cross-cutting and no separate financial allocation is shown as the expenditure is distributed across other focus areas.

Priority	Total public expenditure per priority (million EUR)	% of total public expenditure*	
P1 - Knowledge transfer & innovation	P2 - Competitiveness	62.7	36.1 %
	P3 - Food chain & risk management	7.3	4.2 %
	P4 - Ecosystems management	7.8	4.5 %
	P5 - Resource efficiency & climate	8.2	4.7 %
	P6 - Social inclusion & local development	82.7	47.7 %

* Figures do not add up to 100 % because the budget for technical assistance is not included. The budget for technical assistance is available in Section 4.

4. Planned expenditure per measure (million EUR)

The following chart shows the indicative planned total public expenditure per measure (comprising the EAFRD support and the national contribution). The measures illustrated in the chart are the complete list of measures selected within the RDP. Measures in color light gray were not selected by the region.



5. Choice of measures by priority and focus areas

The following chart shows which priorities and focus areas are selected in the RDP and the combination of measures used to address them. For each measure the budget breakdown per focus area is given. Priority 1 is considered to be cross-cutting and no separate financial allocation is shown as the expenditure is distributed across other focus areas. Expenditure under Priority 4 is programmed for the priority as a whole, not for individual focus areas.

Priority	P1 Knowledge transfer & innovation			P2 Competitiveness			P3 Food chain & risk management		P4 Ecosystems management			P5 Resource efficiency & climate			P6 Social inclusion & local development			Total	Planned expenditure (million EUR)		
	1A - Innovation & cooperation	1B - Links with research & innovation	1C - Lifelong learning & vocational training	2A - Farm's performance, restructuring & modernisation	2B - Entry of skilled/younger farmers	2C+ - Economic performance of forestry holdings	3A - Agri-food chain integration & quality	3B - Risk prevention & management	4A - Biodiversity's restoration, preservation & enhancement	4B - Water management	4C - Soil erosion & soil management	5A - Water use efficiency	5B - Energy use efficiency	5C - Renewable sources & waste management	5D - Greenhouse Gas & ammonia emissions	5E - Carbon conservation & sequestration	6A - Diversification & job creation			6B - Local development	6C - ICT - Information & communication technologies
M01 - Knowledge transfer & information actions				79%		8%	11%		1%											100%	7.8
M02 - Advisory services				59%	16%	11%	7%		7%											100%	2.7
M03 - Quality schemes							100%													100%	0.1
M04 - Investments in physical assets				29%	26%	27%	14%		0.5%					5%		0.1%				100%	42.0
M05 - Damage/restoration /prevention actions																					
M06 - Farm & business development				15%	38%									47%						100%	9.3
M07 - Basic services & village renewal																	100%			100%	69.9
M08 - Investments in forest areas						84%									16%					100%	4.5
M09 - Producers groups & organisations																					
M10 - Agri-environment-climate									77%						23%					100%	1.4
M11 - Organic farming									100%											100%	1.3
M12 - Natura 2000 & WFD																					
M13 - Areas with constraints									100%											100%	4.8
M14 - Animal welfare																					
M15 - Forest-environmental-climate																					
M16 - Cooperation				60%		29%	3%		2%					6%						100%	12.1
M17 - Risk management																					
M18 - Complementary payments to Croatia																					
M19 - LEADER/CLLD																	100%			100%	12.8

6. Additional info

Date of RDP approval	24/11/2015
French National Rural Network	Le Réseau Rural Français http://www.reseaurural.fr/
Managing authority	Région Guyane
Paying agency	Agence de services et de paiement (ASP)
Coordination body	Mission de coordination des organismes payeurs (MCFA)
RDP country documents	http://ec.europa.eu/agriculture/rural-development-2014-2020/country-files/fr_en.htm
National Partnership Agreement summary	http://ec.europa.eu/contracts_grants/pa/partnership-agreement-france-summary_en.pdf
Partnership Agreement	http://www.europe-en-france.gouv.fr/L-Europe-s-engage/Accord-de-partenariat
Rural Development Regulation 2014-2020	Regulation (EU) N° 1305/2013 of the European Parliament and of the Council on support for rural development by the European Agricultural Fund for Rural Development (EAFRD) [PDF en]

Source of information: All data and the figures presented in this summary come from the European Commission approved version of the France - Guyane 2014-2020 Rural Development Programme. The examples of expected achievements and key challenges on page 1 were retrieved from: DG AGRI, Factsheet on 2014-2020 Rural Development Programme for Guyane, November 2015.

Disclaimer: This document aims to provide an accessible summary of selected RDP content. The information provided should not be considered a comprehensive account of the original RDP content.

Summary version: Version 1

Last updated: January 2016

Corresponding RDP: Guyane 2014-2020 RDP, code 2014FR06RDRP003, version 1.2, approved 24/11/2015.



The European Network for
Rural Development

ENRD Contact Point
Rue de la Loi, 38 Boîte n.4 - 1040
Brussels, Belgium
Tel. +32 2 801 38 00
email: info@enrd.eu
website: <http://enrd.ec.europa.eu/>