

1. General information

Geographical Area	Country	Spain
	Region	Extremadura
Rural population (1)	Inhabitants (5)	1.1 million
	% of total population (5)	100.0 %
	Density - Inhab/km2 (5)	26.0
Rural area (1)	Km2 (5)	41 635.0
	% of total area (5)	100.0 %
Agricultural area <i>Total Utilised Agricultural Area (UAA)</i>	Ha (2)	2.6 million
	% of total territory (6)	62.1 %
Forest and other wooded land	Ha (4)	2.7 million
	% of total area (4)	69.5 %
Total employment	People (3)	0.4 million
Rural employment (1)	% of total workforce (3)	100.0 %

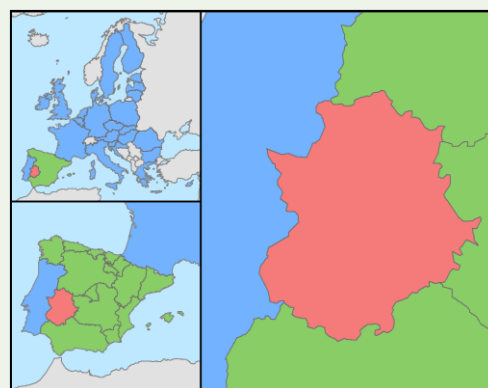
Data source: Spain - Extremadura 2014-2020 Rural Development Programme (RDP).
 Note: (1) OECD definition applies, including intermediate and predominantly rural regions; (2) 2009 data; (3) 2010 data; (4) 2011 data; (5) 2012 data; (6) 2009, calculation based on 2012 total region territory data.

EAFRD* support: EUR 890 932 690 <small>0.9 % of Total EAFRD support for EU-28</small>	+	National contribution: EUR 296 977 561	=	Planned total public expenditure: EUR 1 187 910 251
---	---	---	---	--

* European Agricultural Fund for Rural Development (EAFRD)

Primary sector contribution to Gross Value Added (GVA)	% of total (3)	5.9 %
No of agricultural holdings	No (2)	65 230
Average farm size	ha UAA/holding (2)	39.6
High Nature Value farming	% of total UAA (4)	41.9 %
Farmland Birds Index (FBI)	Index 2000 = 100	85.3
	<i>From 2000 to 2010 the FBI measuring the relative abundance of farmland bird species decreased by 14.7 %.</i>	

Map: Spain - Extremadura



Examples of expected achievements

- The RDP will support the development of innovative solutions through 18 European Innovation Partnership (EIP-AGRI) operational groups and it will create 7 000 places in training courses targeted the farm sector.
- Farm investments supported under this priority will aim at modernising and restructuring around 31.5 % of all farms in the region, while 3 % of farms will receive support for young farmers to launch their businesses.
- The region will support the participation in quality schemes, local markets and short supply chain circuits for 6 000 farms, as well as the creation of 20 producer groups or organisations.
- The RDP will provide support for agro-environmental operations, including organic farming (7.7 million ha), as well as support for environment/climate-friendly forest investments. 20.8 % of the agricultural land will be under contract for biodiversity, 16.3% for water management and 4.7 % for soil management. More than 250 operations will be implemented to improve the resilience and environmental value of forest ecosystems.
- The RDP will support investments related to water efficiency so that 15.5 % of the region's irrigated area will switch to more efficient irrigation systems. 0.15 % of agricultural and forest land will come under management contracts related to carbon sequestration or conservation.
- The programme will support actions to improve basic services and village renewal operations as well as LEADER Local Action Groups (LAGs) and their Local Development Strategies (LDS). The focus will be on improving the living conditions of the rural population, on creating 1 120 new jobs as well as new business opportunities. The Local Development Strategies will cover 70.3 % of the population in Extremadura, which will benefit from improved basic services and infrastructures.

Examples of key challenges

- Extremadura is the only region of Spain which is categorised as "less developed" and one third of its population is unemployed and classified as poor.
- Among young people (15-24 years old) the unemployment rate reaches 60 % (2011 and 2012 figures).
- Farming in Extremadura is affected by shortcomings, including structural problems in and outside holdings.

Source: DG AGRI, **Factsheet on 2014-2020 Rural Development Programme for Extremadura**, November 2015

http://ec.europa.eu/agriculture/rural-development-2014-2020/country-files/es/factsheet-extremadura_en.pdf

2. RDP focus areas: planned expenditure, measures and 2023 targets

This section illustrates each rural development priority (P) with a focus on: the indicative budget per Focus Area (FA) and its breakdown by selected measure; and the relation between the indicative planned total public expenditure and the expected 2023 targets set by the Managing Authority for each focus area. The target indicators identified with the country code (ES_EXT) are specific to the Extremadura Programme.

P1 - Knowledge transfer & innovation: Fostering knowledge transfer and innovation in agriculture, forestry, and rural areas

Priority 1 is considered a cross-cutting priority: the budget under Priorities 2 - 6 contributes to the achievement of Priority 1 specific targets.

Focus Area 1A. Innovation & cooperation

Target indicator	Value
T1 - % of expenditure under Articles 14, 15 and 35 of Regulation (EU) No 1305/2013 in relation to the total expenditure for the RDP	2.4 %

Focus Area 1B. Links with research & innovation

Target indicator	Value
T2 - Total number of cooperation operations supported under the cooperation measure (Article 35 of Regulation (EU) No 1305/2013) (groups, networks/clusters, pilot projects...), of which: Nr of EIP operational groups to be supported (establishment and operation)	68 18

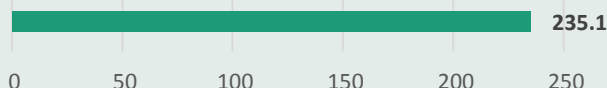
Focus Area 1C. Lifelong learning & vocational training

Target indicator	Value
T3 - Total number of participants trained under Article 14 of Regulation (EU) No 1305/2013	7 000

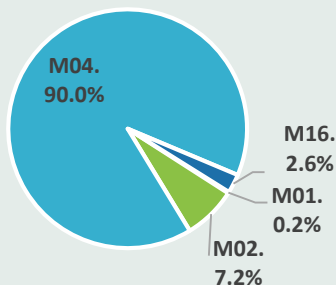
P2 – Competitiveness: Enhancing farm viability and competitiveness of all types of agriculture in all regions and promoting innovative farm technologies and sustainable management of forest

Focus Area 2A. Farm's performance, restructuring & modernization

Total public budget (million EUR)




Breakdown of FA budget by measure (%)



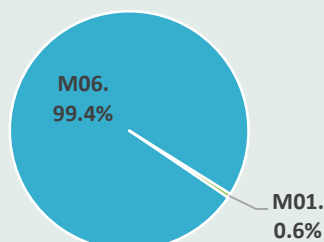
Target indicator	Value
T4 - % of agricultural holdings with RDP support for investments in restructuring or modernisation	31.5 %

Focus Area 2B. Entry of skilled/younger farmers

Total public budget (million EUR)



Breakdown of FA budget by measure (%)




Target indicator	Value
T5 - % of agricultural holdings with RDP supported business development plan/investments for young farmers	3.0 %

P3 – Food chain & risk management: Promoting food chain organisation, including processing and marketing of agricultural products, animal welfare and risk management in agriculture

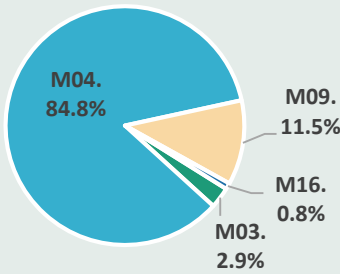
Focus Area 3A. Agri-food chain integration & quality

Total public budget (million EUR)



Breakdown of FA budget by measure (%)

Measure m EUR




Target indicator

Value

T6 - % of agricultural holdings receiving support for participating in quality schemes, local markets and short supply circuits, and producer groups/organisations	9.2 %
ES_EXT01 - % of cattle farms benefiting from the sub-measure 4.2.2	10.0 %
ES_EXT02 - % of farm benefited from the sub-measure 4.2.1	31.6 %

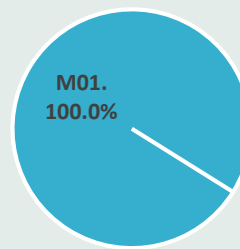
Focus Area 3B. Risk prevention & management

Total public budget (million EUR)



Breakdown of FA budget by measure (%)

Measure m EUR



Target indicator

Value

ES_EXT03 - Number of training in risk management	70.0
--	------

P4 – Ecosystems management: Restoring, preserving and enhancing ecosystems related to agriculture and forestry

Focus Areas

- 4A. Biodiversity's restoration, preservation & enhancement
- 4B. Water management
- 4C. Soil erosion & soil management

Total public budget (million EUR)



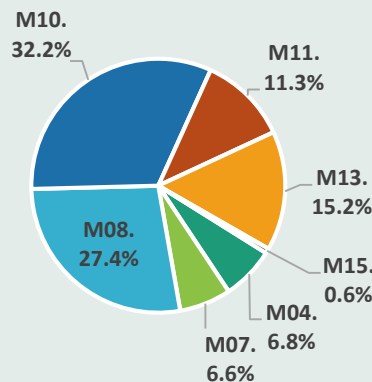
Target indicator

Value

T8 - % of forest/other wooded area under management contracts supporting biodiversity	18.5 %
T9 - % of agricultural land under management contracts supporting biodiversity and/or landscapes	20.8 %
T10 - % of agricultural land under management contracts to improve water management	16.3 %
T12 - % of agricultural land under management contracts to improve soil management and/or prevent soil erosion	4.7 %
T13 - % of forestry land under management contracts to improve soil management and/or prevent soil erosion	2.2 %

Breakdown of FA budget by measure (%)

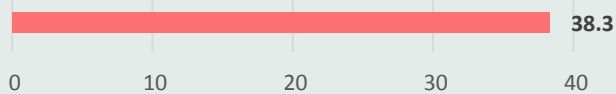
Measure m EUR



P5 - Resource efficiency & climate: Promoting resource efficiency and supporting the shift towards a low carbon and climate resilient economy in agriculture, food and forestry sectors

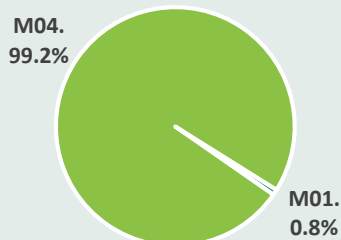
Focus Area 5A. Water use efficiency

Total public budget (million EUR)



Breakdown of FA budget by measure (%)

Measure	m EUR
M01	0.3
M04	38.0




Target indicator

Value

T14 - % of irrigated land switching to more efficient irrigation system 15.6 %

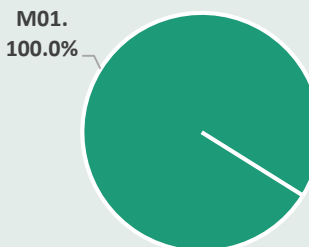
Focus Area 5B. Energy use efficiency

Total public budget (million EUR)



Breakdown of FA budget by measure (%)

Measure	m EUR
M01	0.1



Target indicator

Value

ES_EXT04 - Number of training in the use of energy in agriculture and food processing 24.0

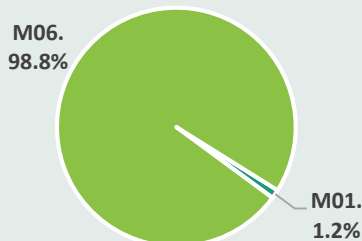
Focus Area 5C. Renewable sources & waste management

Total public budget (million EUR)



Breakdown of FA budget by measure (%)

Measure	m EUR
M01	0.2
M06	12.1



Target indicator

Value

T16 - Total investment in renewable energy production (EUR) 16.2 m

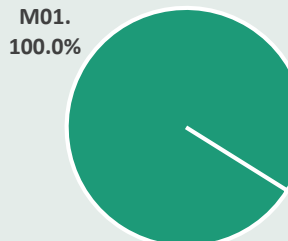
Focus Area 5D. Greenhouse Gas (GHG) & ammonia emissions

Total public budget (million EUR)



Breakdown of FA budget by measure (%)

Measure	m EUR
M01	0.1



Target indicator


Value

ES_EXT05 - Number of training on reducing greenhouse gas and ammonia emissions from agriculture 24.0

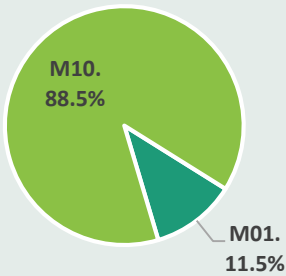
P5 - Resource efficiency & climate: Promoting resource efficiency and supporting the shift towards a low carbon and climate resilient economy in agriculture, food and forestry sectors

Focus Area 5E. Carbon conservation & sequestration

Total public budget (million EUR)



Breakdown of FA budget by measure (%)



Target indicator

Value


T19 - % of agricultural and forest land under management contracts contributing to carbon sequestration and conservation

0.2 %

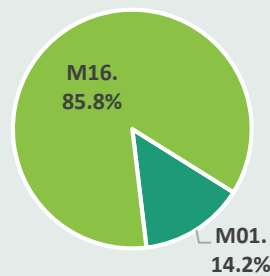
P6 - Social inclusion & local development: Promoting social inclusion poverty reduction and economic development in rural areas

Focus Area 6A. Diversification & job creation

Total public budget (million EUR)



Breakdown of FA budget by measure (%)



Target indicator

Value

T20 - Jobs created in supported projects

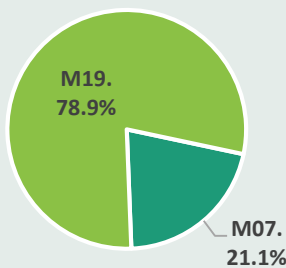
200.0

Focus Area 6B. Local development

Total public budget (million EUR)



Breakdown of FA budget by measure (%)



Target indicator

Value

T21 - % of rural population covered by local development strategies

70.3 %

T22 - % of rural population benefiting from improved services/infrastructures


70.3 %

T23 - Jobs created in supported projects (LEADER)

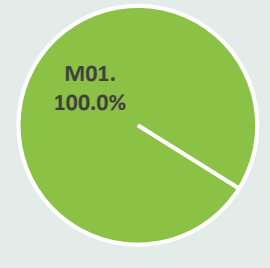
1 120

Focus Area 6C. Information & communication technologies (ICT)

Total public budget (million EUR)



Breakdown of FA budget by measure (%)



Target indicator

Value

ES_EXT06 - Number of training in relation to new technologies

70.0

3. Planned expenditure per priority

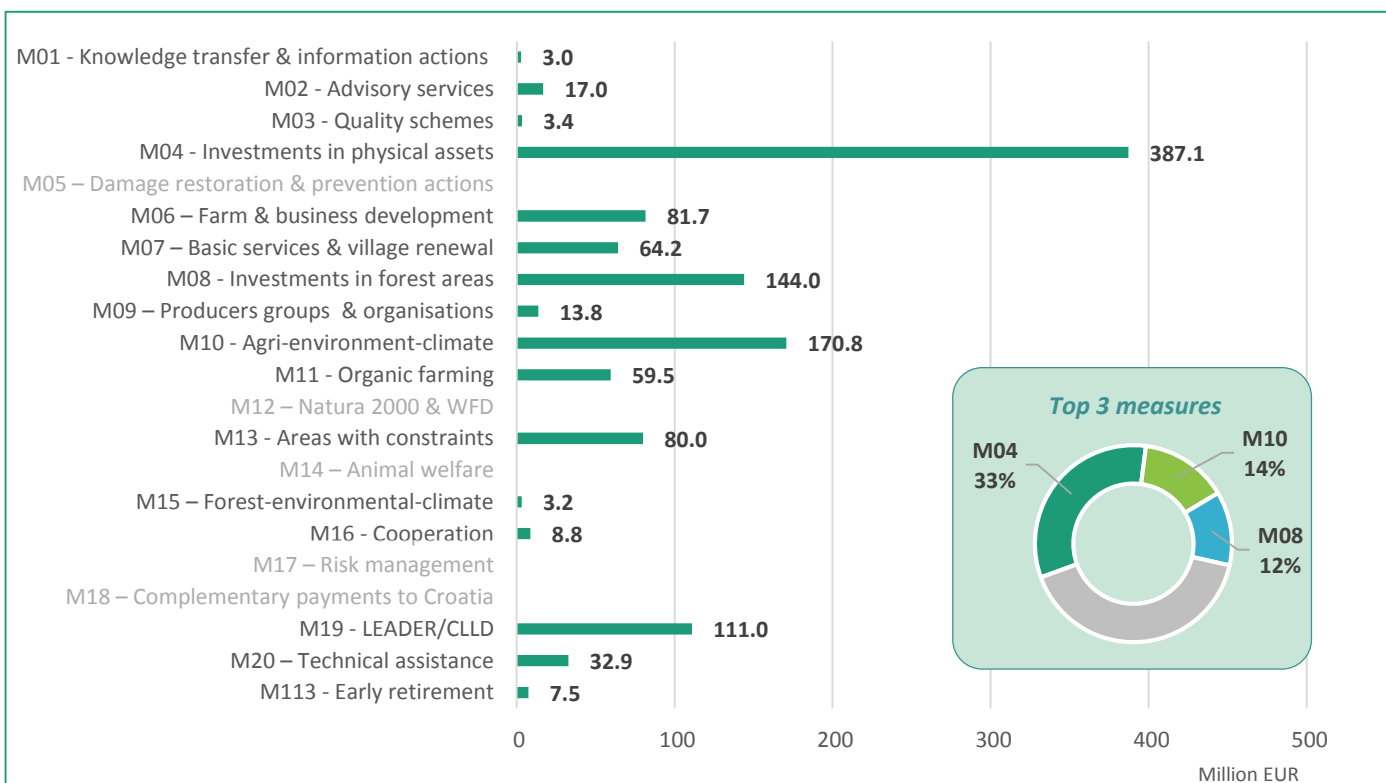
The following table shows how the planned total public expenditure (comprising the EAFRD support and the national contribution) is allocated between rural development priorities. Priority 1 is considered to be cross-cutting and no separate financial allocation is shown as the expenditure is distributed across other focus areas.

Priority	Total public expenditure per priority (million EUR)	% of total public expenditure*	
P1 - Knowledge transfer & innovation	P2 - Competitiveness	305.1	25.7 %
	P3 - Food chain & risk management	120.4	10.1 %
	P4 - Ecosystems management	526.4	44.3 %
	P5 - Resource efficiency & climate	52.4	4.4 %
	P6 - Social inclusion & local development	143.1	12.1 %

* Figures do not add up to 100 % because the budget for technical assistance is not included. The budget for technical assistance is available in Section 4.

4. Planned expenditure per measure (million EUR)

The following chart shows the indicative planned total public expenditure per measure (comprising the EAFRD support and the national contribution). The measures illustrated in the chart are the complete list of measures selected within the RDP. Measures in color light gray were not selected by the region.



5. Choice of measures by priority and focus areas

The following chart shows which priorities and focus areas are selected in the RDP and the combination of measures used to address them. For each measure the budget breakdown per focus area is given. Priority 1 is considered to be cross-cutting and no separate financial allocation is shown as the expenditure is distributed across other focus areas. Expenditure under Priority 4 is programmed for the priority as a whole, not for individual focus areas.

Priority	P1 Knowledge transfer & innovation			P2 Competitiveness		P3 Food chain & risk management		P4 Ecosystems management			P5 Resource efficiency & climate					P6 Social inclusion & local development			Total	Planned expenditure (million EUR)
	1A - Innovation & cooperation	1B - Links with research & innovation	1C - Lifelong learning & vocational training	2A - Farm's performance, restructuring & modernisation	2B - Entry of skilled/younger farmers	3A - Agri-food chain integration & quality	3B - Risk prevention & management	4A - Biodiversity's restoration, preservation & enhancement	4B - Water management	4C - Soil erosion & soil management	5A - Water use efficiency	5B - Energy use efficiency	5C - Renewable sources & waste management	5D - Greenhouse Gas & ammonia emissions	5E - Carbon conservation & sequestration	6A - Diversification & job creation	6B - Local development	6C - ICT - Information & communication technologies		
M01 - Knowledge transfer & information actions				15%	14%		15%				10%	5%	5%	5%	6%	10%		15%	100%	3.0
M02 - Advisory services				100%															100%	17.0
M03 - Quality schemes						100%													100%	3.4
M04 - Investments in physical assets				55%		26%		9%		10%									100%	387.1
M05 - Damage/restoration /prevention actions																				
M06 - Farm & business development				85%									15%						100%	81.7
M07 - Basic services & village renewal								54%									46%		100%	64.2
M08 - Investments in forest areas								100%											100%	144.0
M09 - Producers groups & organisations						100%													100%	13.8
M10 - Agri-environment-climate								99%							1%				100%	170.8
M11 - Organic farming								100%											100%	59.5
M12 - Natura 2000 & WFD																				
M13 - Areas with constraints								100%											100%	80.0
M14 - Animal welfare																				
M15 - Forest-environmental-climate								100%											100%	3.2
M16 - Cooperation				68%		11%										21%			100%	8.8
M17 - Risk management																				
M18 - Complementary payments to Croatia																				
M19 - LEADER/CLLD																100%			100%	111.0

6. Additional info

Date of RDP approval	18/11/2015
Spanish National Rural Network	Red Rural Nacional http://www.magrama.gob.es/es/desarrollo-rural/temas/red-rural-nacional/
Managing authority	Consejería de Hacienda y Administración Pública
Paying agency	Consejería de Agricultura, Desarrollo Rural, Medio Ambiente y Energía
Coordination body	-
RDP country documents	http://ec.europa.eu/agriculture/rural-development-2014-2020/country-files/es_en.htm
National Partnership Agreement summary	http://ec.europa.eu/contracts_grants/pa/partnership-agreement-spain-summary_en.pdf
Partnership Agreement	http://www.dgfc.sggp.meh.es/sitios/dgfc/es-ES/ipr/fcp1420/p/pa/Paginas/inicio.aspx
Rural Development Regulation 2014-2020	Regulation (EU) N° 1305/2013 of the European Parliament and of the Council on support for rural development by the European Agricultural Fund for Rural Development (EAFRD) [PDF en]

Source of information: All data and the figures presented in this summary come from the European Commission approved version of the ES - Extremadura 2014-2020 Rural Development Programme. The examples of expected achievements and key challenges on page 1 were retrieved from: DG AGRI, Factsheet on 2014-2020 Rural Development Programme for Extremadura, November 2015.

Disclaimer: This document aims to provide an accessible summary of selected RDP content. The information provided should not be considered a comprehensive account of the original RDP content.

Summary version: Version 1

Last updated: January 2016

Corresponding RDP: Extremadura 2014-2020 RDP, code 2014ES06RDRP010, version 1.3, approved 18/11/2015.



The European Network for
Rural Development

ENRD Contact Point
Rue de la Loi, 38 Boîte n.4 - 1040
Brussels, Belgium
Tel. +32 2 801 38 00
email: info@enrd.eu
website: <http://enrd.ec.europa.eu/>