

Rural Development Programme (RDP) of Calabria, Italy

**Programma di Sviluppo Rurale 2007-2013:
Per uno sviluppo rurale sostenibile, di
qualità, duraturo – *To be inserted*¹**

*(Rural Development Programme 2007-2013: for
a long term sustainable rural development)*

Relevant Contact Details

Address: Settore sviluppo rurale - Dipartimento
Agricoltura, Foreste e forestazione, Via Molè,
88100 Catanzaro, Italy

Telephone number: + 39 0961 853069

Managing Authority Website:

<http://www.assagri.regione.calabria.it>

Other useful links:

Rural Development Programme (RDP):

[http://enrd.ec.europa.eu/country-
information/programming/en/programming_hom
e_en.cfm](http://enrd.ec.europa.eu/country-information/programming/en/programming_home_en.cfm)

National Strategy Plan (NSP):

[http://www.reterurale.it/flex/cm/pages/ServeBL
OB.php/L/IT/IDPagina/1145](http://www.reterurale.it/flex/cm/pages/ServeBL
OB.php/L/IT/IDPagina/1145)

Italian National Rural Network (NRN):

<http://www.reterurale.it>



Map of Calabria
(© European Commission)

General socio-economic situation in rural areas in the Calabria region

Calabria has a population of almost two million people, covering a territory of 15,080 km². Located in the most southern part of mainland Italy ('the toe of the boot'), the region is the least-developed rural area of the country. According to the RDP of November 2008, GDP per capita is on average 10% below the country average and around 70% of the average in the EU-25. The regional unemployment rate is 14.4%, with lower rates for men (12.2%), compared to women (18.3%). The agricultural sector employs 12% of the active population and contributes approximately 6% of the regional Gross Value Added (GVA), with industry and services contributing 10% and 78%, respectively. The agro-industry contributes an additional 2% to the regional GVA and employs 2% of the active population. Land use is divided into agricultural land (49%), forests (37%), natural areas (11%) and artificial areas (3%).

The RDP highlights that rural challenges include high production costs, particularly for olive oil, the need to improve productivity through introduction of new technologies and other farm modernisation requirements, improving the quality and consistency of citrus fruit production, standardising and upgrading production and marketing methods to meet the increasing demands of new agri-food distribution channels and responding to the challenges posed by an increasingly ageing (high average age) of local producers. Rural opportunities in Calabria which are intended to be supported through the RDP include the strategic location of Gioia Tauro port to export olive oil,

¹ Latest updated RDP, following the adoption of the Health Check and European Economic Recovery Package and additional funds from Modulation.

fruits and vegetables and the broader possibilities to take advantage of the favourable geographic location of the region, turning it into a leading central collection and sorting point for fresh produce supply in the Mediterranean.

RDP strategic objectives

In accordance with the National Strategy Plan, the overall objectives of the Calabria RDP are to increase competitiveness in the agricultural and forestry sectors; promote sustainable use of natural resources and conservation of the landscape; promote diversification of the rural economy and quality of life in rural areas. In particular, these objectives favour interventions that use mechanisms to improve the quality and efficiency of expenditure; promote an integrated approach between rural development axes, measures and programmes; and promote the Leader approach by establishing partnerships and bottom-up approaches in local rural communities.

Following the CAP Health Check, and in recognition of the greater emphasis now being given to the “new challenges” facing agriculture and rural areas, the RDP was revised in 2009 to place additional emphasis on activities to tackle environmental issues namely the need to improve soil and water management, adapt and mitigate against the impact of climate change. Furthermore, the revised RDP further supports activities to improve connectivity in rural areas through improved access to broadband infrastructure and producers to respond to new market conditions.

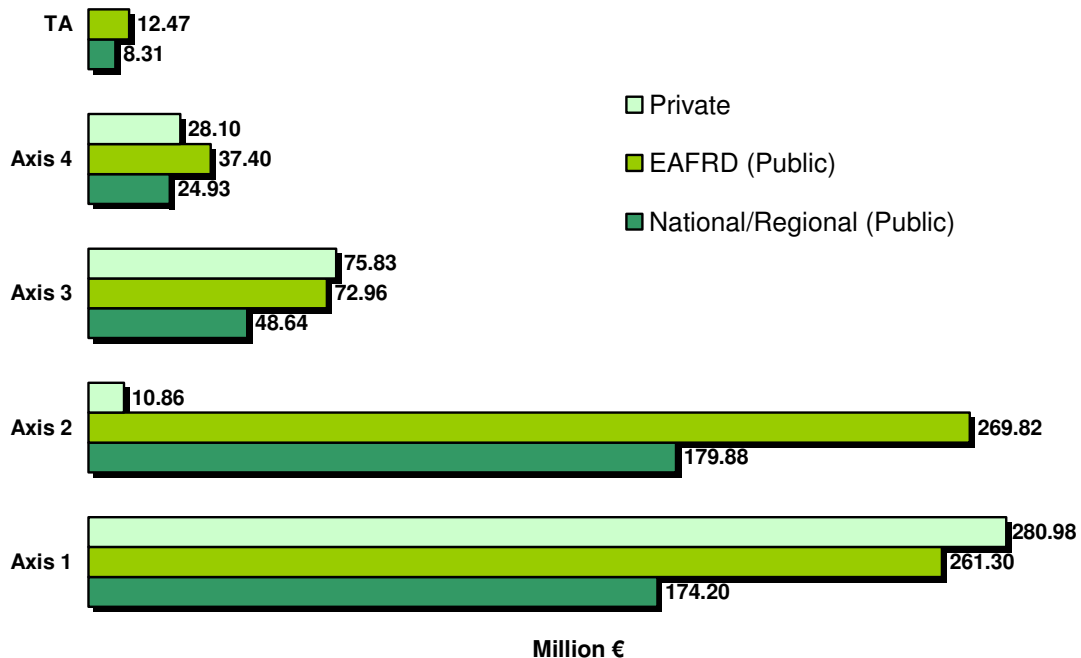
Taking into account the additional financing provided by the CAP Health Check, the European Economic Recovery Package and Modulation, greater strategic priority is being given to initiatives (through existing measures) that contribute to climate change mitigation and adaptation (which received 66% of the new RDP funds), water management (8%), biodiversity (11%) and renewable energy (15%).

Expected impact / outcomes of the policies

Expected results and impacts of the Calabria RDP include an increase in regional economic growth by € 61.8 million; creation of 1,747 new employment opportunities; an increase in labour productivity by 48.5%; reversing biodiversity decline by 4%; an increase of 2,220 ha of high nature value farmland and forestry areas; an improvement in water quality by decreasing any surplus of nitrogen in Utilised Agricultural Areas (UAA) by 0.9%; contribution to combating climate change by increasing the production of renewable energy by 2.9%.

Specific modifications to impact indicators have been made to take account of the RDP’s 2009 alterations. These include new targets for actions such as those: targeting the dairy sector to assist producers to adapt to changing market conditions for milk and dairy products; increasing renewable energy production; reducing water consumption; and increased territorial coverage for rural broadband access. Detailed information on impact indicators for individual measures is provided in the RDP indicator tables.

RDP budget breakdown by axis: Total expenditure (including national/regional + EAFRD + private funding) of €1,485,639,557



The RDP budget allocations are broadly divided into four main areas of expenditure, known as axes (namely: Improving the competitiveness of the agricultural and forestry sector; Improving the environment and the countryside; Quality of life in rural areas and diversification of the rural economy; and Leader). Approximately 48% of the updated RDP budget in Calabria is allocated to axis 1 (€728.81 million), approximately 31% is allocated to axis 2 (€460.56 million), 13% to axis 3 (€197.43 million) and 6% to axis 4 (€90.43 million), with more than 1% available to fund Technical Assistance (€20.78 million).

Within axis 1, National/Regional public funding represents approximately 24% share of the Axis funding; EAFRD 36%; and private funds 39%.

Within axis 2, National/Regional public funding represents approximately 39% share of the Axis funding; EAFRD 59%; and private funds 2%.

Within axis 3, National/Regional public funding represents approximately 25% share of the Axis funding; EAFRD 37% and private funds 38%.

Within axis 4, National/Regional public funding represents approximately 28% share of the Axis funding; EAFRD 41%; and private funds 31%.

Within technical assistance, National/Regional public funding represents approximately 40% share of the technical assistance funding and EAFRD 60%.

As a consequence of the 2009 RDP amendments, the Calabria region has been assigned a total of €51,000,000 (including €30,600,000 EAFRD and €20,400,000 of regional/national public funds) to support “new challenges” (climate change, renewable energy targets etc.) and support expansion of broadband infrastructure in rural areas. In addition, funds previously allocated to support the Common Market Organisation (CMO) for the wine sector is being reallocated to support dairy producers respond to new market conditions.

Axis Information²

Axis 1 objectives: Improving the competitiveness of the agricultural and forestry sector

The table below provides an indication of the RDP’s axis 1 priorities.

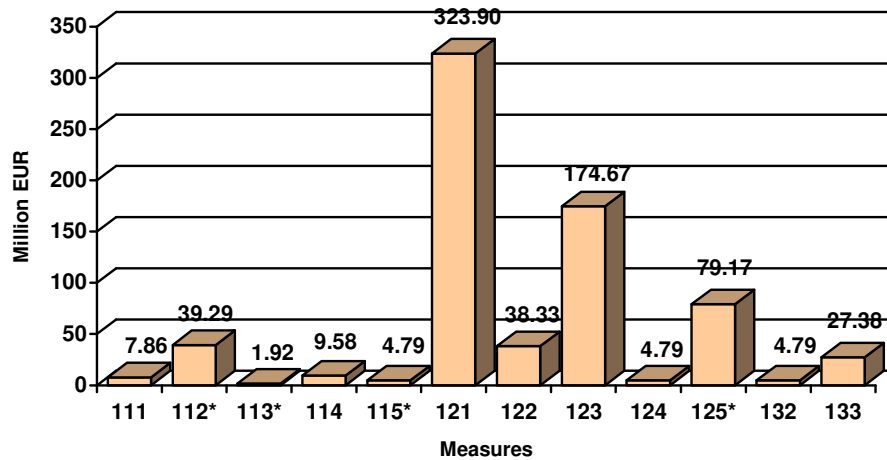
Strategic objectives	Specific objectives
Develop the quality of agricultural and forestry production	<ul style="list-style-type: none"> - Improve product quality throughout the production chain - Improve and promote traditional regional produce
Promote modernisation and innovation of businesses and integration of the production chain	<ul style="list-style-type: none"> - Increase competitiveness in agricultural and forestry businesses - Sustain modernisation and innovation
Encourage entrepreneurship of agricultural and forestry businesses and enhance generational renewal	<ul style="list-style-type: none"> - Train and update professionals - Promote generational renewal
Improve physical and telecommunication infrastructures	<ul style="list-style-type: none"> - Improve rural infrastructure and the management of irrigation systems

Result targets include: number of participants that successfully complete training activities related to agriculture and/or forestry (6,833); 71.9% increase in GVA of supported holdings/enterprises; the number of holdings/enterprises introducing new products and/or new techniques (1,486); and, increase in the value of agricultural production under recognised quality standards (€10.8 million).

Specific modifications to results indicators have been made to take account of the amendments to the RDP including % increases in renewable energy production targets on farm and forest enterprises and % reductions in water consumption on farm holdings. For further information on specific results indicators please refer to the result indicators table in the RDP.

² A full list of the RDP measures can be found in Annex I.

Axis 1 budget breakdown by measure: Total allocated budget (including regional/national public funds + EAFRD + private funds) of €716,473,653³



Following the 2009 RDP update, the total budget amount for axis 1 is € 716,473,653 including an additional €2,500,000 (€1,500,000 EAFRD + €1,000,000 national/regional public) that is targeted at improving water management (measure 125) by introducing water consumption information, accounting and management systems aiming at rationalizing water consumption and promoting water savings; and €4,228,000 from Modulation. The new funds will also be available to assist agricultural holdings in reducing production costs and undertaking preventative actions that can mitigate the effects of climate-change related effects, promote introduction of on-farm renewable energy initiatives and assisting producers (particularly in the dairy sector) to adapt to market changes.

Axis 2 objectives: Improving the environment and the countryside

The table below provides an indication of the RDP's axis 2 priorities.

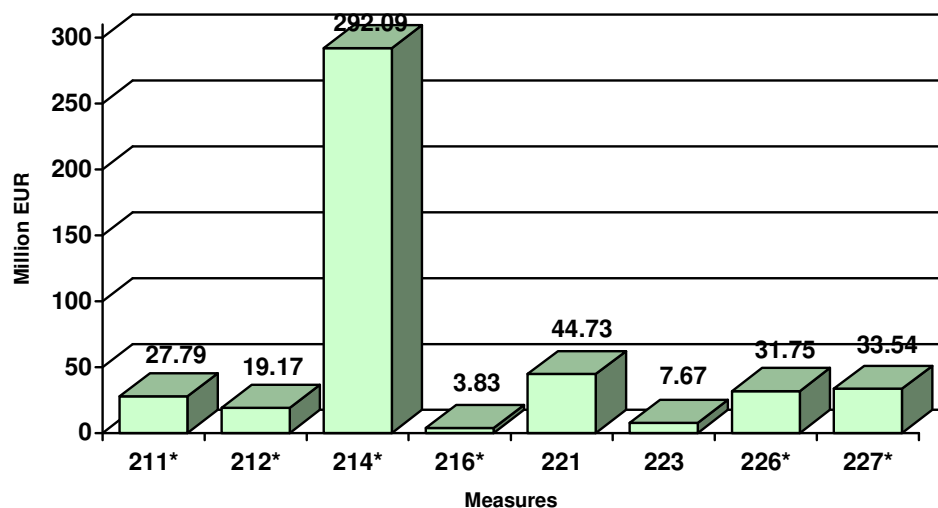
Strategic objectives	Specific objectives
Conservation of biodiversity and agricultural and forestry areas of high environmental value	<ul style="list-style-type: none"> - Protection of the environment and biodiversity of Natura 2000 sites - Value the environment and landscape through agricultural and forestry practices
Protection of the territory	<ul style="list-style-type: none"> - Conserve agricultural activity in disadvantaged areas - Introduce and spread organic and extensive farming techniques - Actions to prevent fires - Protect and build on forest potential - Mitigate desertification phenomena by introducing sustainable agronomic techniques
Protection of water resources (in terms of quality and quantity)	<ul style="list-style-type: none"> - Favour the introduction of techniques to protect waters
Reduction of greenhouse gas emissions	<ul style="list-style-type: none"> - Increase the availability of biomass

³ Please note that for measures 112, 113, 115 and 125, no private spending has been allocated.

Up to 240,817 ha are dedicated areas under successful land management contributing to increased levels of biodiversity and high nature value farming/forestry; improved water quality; improved soil quality; mitigating climate change; and avoidance of marginalisation and land abandonment in rural areas.

Specific modifications to result and output indicators have been made to take account of the amendments to the RDP. In addressing the climate change priority, these include under measure 214: 44 farm holdings receiving support to convert arable land into pastures (833 ha) through 49 contracts; under measure 221: 148 beneficiaries receiving afforestation aid (2,222 ha); and, under measure 226: support 7% of damaged forests through 56 preventive and/or restoration actions. To further revert biodiversity loss, modifications to indicators include under measure 214: up to 218 supported farm holdings covering 2,677 ha to protect genetic diversity and conserve fauna and flora. For further information on specific results indicators please refer to the result indicators table in the RDP.

Axis 2 budget breakdown by measure: Total allocated budget (including regional/national public funds + EAFRD + private funds) of €460,561,534⁴



Following the update of the RDP in 2009, the total budget allocation under axis 2 is €460,561,534. Alterations to funding under the axis include further support for measure 214 (Agri-environmental payments, € 2,850,000), including support for change of land use and support for un-harvested cultivations and interventions aimed at conservation of indigenous genetic resources at risk of genetic erosion. Further support available under measure 221 (First afforestation of agricultural land, € 9,600,000) includes actions to countervail erosion and hydro-geological disruptions; and support for measure 226 (Restoring forest potential and introducing forest preventative actions, € 1,800,000) will be targeted at preventative actions against fires and natural disasters. For further information on measures please refer to the indicator tables in the revised RDP.

⁴ For measures 211, 212, 214, 216, 226 and 227 no private spending has been allocated.

Axis 3 objectives: Quality of life in rural areas and diversification of the rural economy

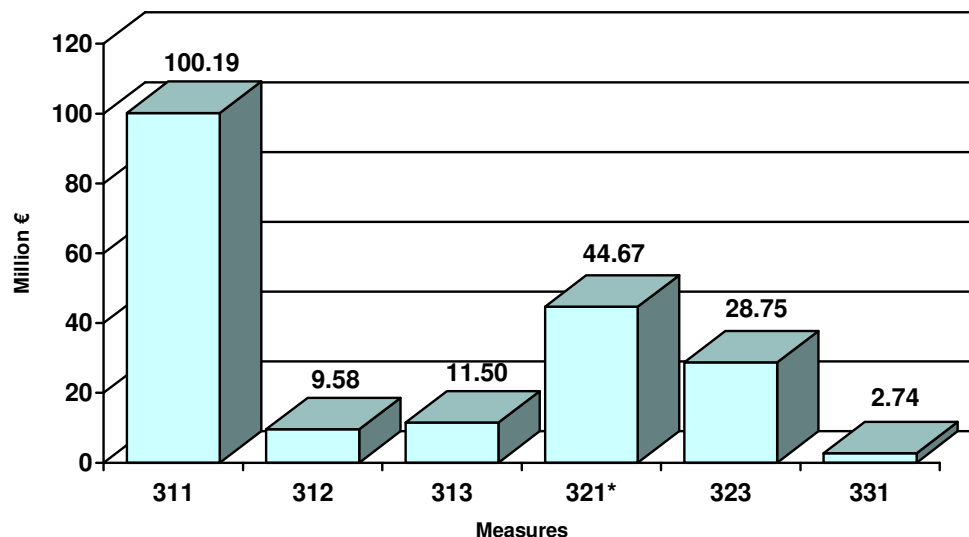
The table below provides an indication of the RDP's axis 3 priorities.

Strategic objectives	Specific objectives
Improve general conditions in rural areas for inhabitants and enterprises	<ul style="list-style-type: none"> - Conservation of rural areas to improve the attractiveness for tourism - Improvement of the supply of services
Maintain and create employment opportunities and income in rural areas	<ul style="list-style-type: none"> - Diversification of the rural economy - Creation of new employment opportunities - Creation of new professional profiles

Result targets include an increase by €22.2 million in non-agricultural GVA in supported businesses; 514 new jobs created; 18,963 additional tourists; 77,555 inhabitants in rural areas benefiting from improved services; an increase in internet connections in rural areas (8,834 new users); and, 1,524 participants that have successfully ended a training activity.

Specific modifications to result and output indicators have been made to take account of the amendments to the RDP. These include under measure 311: 9 supported holdings and 9 bio energy installations; and for measure 321, up to 58,257 rural people with enabled broadband.

Axis 3 budget breakdown by measure: Total allocated budget (including regional/national public funds + EAFRD + private funds) of €197,426,762⁵



Following the 2009 update of the RDP the new total budget allocation for axis 3 is €197,426,762 including additional funds for measure 311 (Diversification into non-agricultural activities, €2,800,000), which will concentrate efforts on increasing the production of electrical and/or thermal energy from renewable resources. In addition, measure 321 (€7,820,000) will provide support for enhanced broadband infrastructure. For further information on measures please refer to the indicator tables in the revised RDP.

⁵ For measure 321 no private spending has been allocated.

Axis 4 objectives: Leader

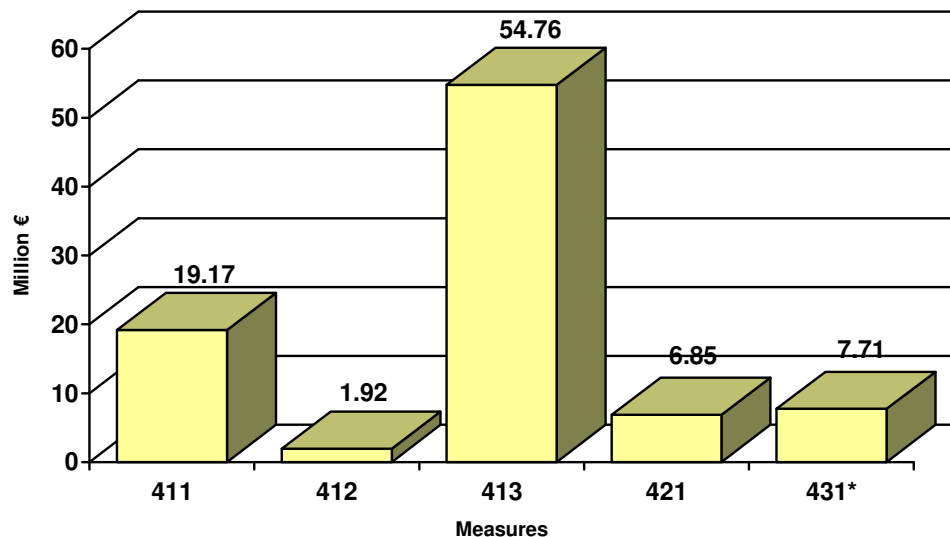
The main priority under axis 4 is support for local development strategies that promote quality of life actions and diversification of rural activities (measure 413). Other support is targeted at the implementation of competitiveness actions and improvements to the environment and land management practices to be supported through local development strategies. Result targets include value added targets linked to increases in competitiveness; improvements in landscape management; and target numbers of participants that successfully completed training activities.

Strategic objectives	Specific objectives
Strengthen the participation of local communities in defining rural development policies	- Improvement of local participation in defining policies
Value endogenous resources in rural areas	- Overcome rural isolation

Number of LAGs operational in the RDP areas as of March 2010 was 16.

No modifications were made to axis 4 during the 2009 RDP update.

Axis 4 budget breakdown by measure: Total allocated budget (including regional/national public funds + EAFRD + private funds) of €90,399,575⁶



Monitoring and evaluation strategy

The Managing Authority (MA) is responsible for updating common indicator data that was produced together with an independent evaluator during the ex-ante evaluation of the Calabria RDP. Financial monitoring is undertaken every three months; progress monitoring of interventions and procedural monitoring every six months. Specific project indicators are used for this purpose,

⁶ For measure 431 no private spending has been allocated.

together with a computerised system that shows information regarding all applications received and accepted, recording the progress of every single project; verification of the quality of data; and records of Annual Progress Reports, divided by axis, measure and typology. On-going evaluation also provides information regarding utilised resources and socio-economic impacts linked to specific RDP objectives.

Communication and publicity

The overall objectives of RDP publicity programmes are to disseminate information about the general objectives of the RDP; communicate to potential beneficiaries about the measures and funding opportunities; and, inform final beneficiaries about their application. The RDP foresees the involvement of central (MA) and local (e.g. partnerships, local entities) agents where the local organisations work as mediators between the centre and local actors. Information and publicity activities are programmed at all levels. The MA informs the regional public and private operators about the RDP who, in turn, are responsible for disseminating this information to other stakeholders. Information is collected and distributed in specific targeted areas in order to identify local needs in more detail and further inform potential beneficiaries about the RDP. Target groups include regional and local authorities, professional associations, economic and social partners, NGOs, in particular equality organisations and environmental organisations, information intermediaries, information centres, representations of the European Commission, and the general public. Communication tools include brochures, information leaflets, technical information leaflets, website (www.assagri.regione.calabria.it), mailing lists and advertisements in the local media.

Annex I – Measures

Measures selected by the RDP		Measures selected by the updated RDP	
Axis 1 - Improving the competitiveness of the agricultural and forestry sector	<i>Promoting knowledge and improving human potential</i>	111	Vocational training and information actions
		112	Setting up of young farmers
		113	Early retirement
		114	Use of advisory services
		115	Setting up of management, relief and advisory services
	<i>Restructuring and developing physical potential and promoting innovation</i>	121	Modernisation of agricultural holdings
		122	Improvement of the economic value of forests
		123	Adding value to agricultural and forestry products
		124	Cooperation for development of new products, processes and technologies in the agriculture and food sector and in the forestry sector
		125	Infrastructure related to the development and adaptation of agriculture and forestry
		126	Restoring agricultural production potential
	<i>Quality of agricultural production and products</i>	131	Meeting standards based on Community legislation
		132	Participation of farmers in food quality schemes
		133	Information and promotion activities
	<i>Transitional measures</i>	141	Semi-subsistence farming
142		Producer groups	
143		Providing farm advisory and extension services	
Axis 2 - Improving the environment and the countryside	<i>Sustainable use of agricultural land</i>	211	Natural handicap payments to farmers in mountain areas
		212	Payments to farmers in areas with handicaps, other than mountain areas
		213	Natura 2000 payments and payments linked to Directive 2000/60/EC
		214	Agri-environment payments
		215	Animal welfare payments
		216	Non-productive investments
	<i>Sustainable use of forestry land</i>	221	First afforestation of agricultural land
		222	First establishment of agroforestry systems on agricultural land
		223	First afforestation of non-agricultural land
		224	Natura 2000 payments
		225	Forest-environment payments
		226	Restoring forestry potential and introducing prevention actions
		227	Non-productive investments
Axis 3 - The quality of life in rural areas and diversification of the rural economy	<i>Diversify the rural economy</i>	311	Diversification into non-agricultural activities
		312	Support for business creation and development
		313	Encouragement of tourism activities
	<i>Improve the quality of life in rural areas</i>	321	Basic services for the economy and rural population
		322	Village renewal and development
		323	Conservation and upgrading of the rural heritage
		331	Training and information
	341	Skills-acquisition and animation measure with a view to preparing and implementing a local development strategy	
Axis 4 - Leader	<i>Implementing local development strategies</i>	411	Competitiveness
		412	Environment/land management
		413	Quality of life/diversification
		421	Implementing cooperation projects
		431	Conservation and upgrading of the rural heritage