

Rural Development Programme (RDP) of Liguria, Italy

Programma Regionale di Sviluppo Rurale per il Periodo 2007-2013 – To be inserted¹
(Rural Development Programme for Liguria 2007-2013)

Relevant Contact Details

Address: Settore Politiche Agricole - Via D'Annunzio, 113, 16121 Genova, Italy

Telephone number: + 39 010 5485528

Managing Authority Website:

<http://www.agriligurianet.it>

Other useful links:

Rural Development Programme (RDP):

http://enrd.ec.europa.eu/country-information/programming/en/programming_home_en.cfm

National Strategy Plan (NSP):

<http://www.reterurale.it/flex/cm/pages/ServeBLOB.php/L/IT/IDPagina/1145>

Italian National Rural Network (NRN):

<http://www.reterurale.it>



Map of Liguria
(© European Commission)

General socio-economic situation in rural areas in the Liguria region

With approximately 1.5 million inhabitants, Liguria, located in the North West of Italy, covers an area of 5,421 km². The territory is characterised by a steep coastline and mountains, with little flat land. According to the RDP of September 2008, rural areas are located on hillsides and mountains and account for 75% of the territory and are inhabited by 17% of the population. Agriculture and forestry represent 79% of the territory; natural areas 16%; and, artificial areas 5%.

The RDP indicates that there are approximately 28,200 agricultural businesses in the region. Many of these are small scale since the average farm size is less than 2.6 ha of Utilised Agricultural Area (UAA), with an average Economic Dimension Unit (EDU) rating of 9.3. UAA in the RDP area amounts to 65,000 ha and much of this is permanent pasture or grasslands (56% of UAA). Nevertheless, floriculture produces 72% of the region's agricultural outputs and horticulture accounts for a further 10%. Other products include wine, olive oil, milk and bovine meats. The forestry sector is not particularly developed but covers 63% of the region.

Socio-economic issues highlighted by the RDP include: an aging population; limited innovation in the tourist sector; declining primary and secondary sectors; restricted employment opportunities in rural areas; on-going conflict between agriculture and real estate; and, limited surfaces for cultivations. However, Liguria has a value added with its ports and logistical opportunities. Furthermore the area has a developed high-tech industry; good tourism potential; lower levels of unemployment and high levels of female employment in comparison with national figures; and significant forest areas.

¹ Latest updated RDP, following the adoption of the Health Check and European Economic Recovery Package and additional funds from Modulation.

RDP strategic objectives

The overall objective of the RDP is to “develop competitiveness, environmental sustainability and the overall attractiveness of the regional territory by focusing on integration between the agro-forestry sector, environment, energy, tourism and services”. To achieve this goal, the strategic objectives are to increase competitiveness in the agricultural and forestry sectors; promote sustainable use of natural resources and conservation of the landscape; and, promote diversification of the rural economy and quality of life in rural areas, all of which is in line with the objectives of the Italian National Strategy Plan.

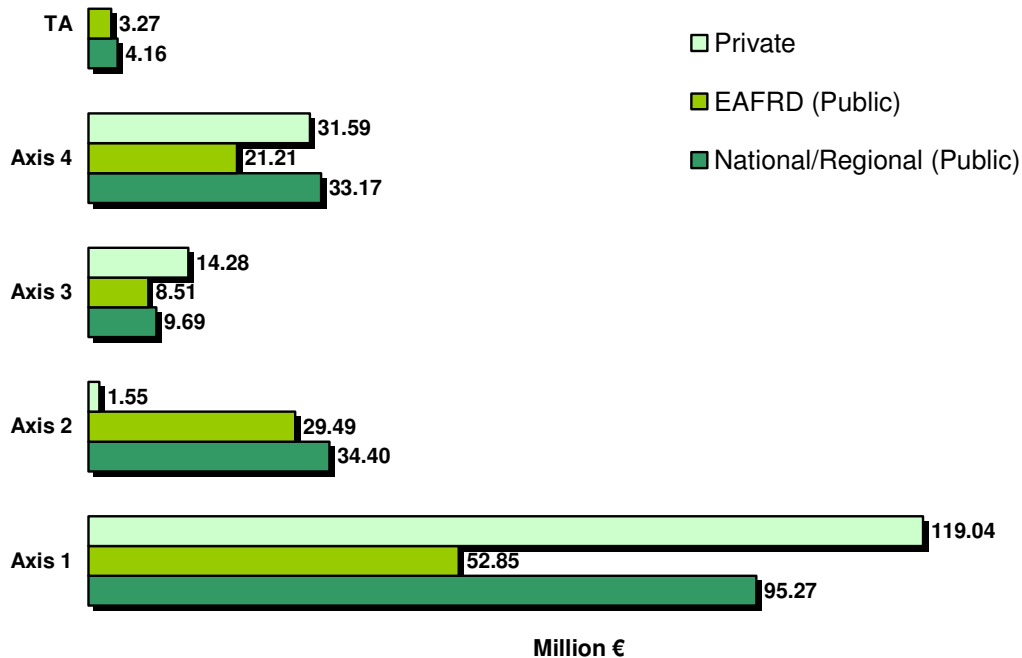
Taking into account the additional financing provided by the CAP Health Check, the European Economic Recovery Package and Modulation/CMO Wine, the RDP was revised in 2009 to reflect the ‘new challenges’ facing EU rural areas. RDP amendments included placing further emphasis on initiatives on contribute to water management (which received 26.01% of the new finance), biodiversity (38.78%), improved broadband internet infrastructure in rural areas (14.24%), adaptation to and mitigation against climate change (15.43%) and the production of renewable energies (5.54%). RDP modifications in 2009 reinforced existing measures, rather than introduced new operations.

Expected impact / outcomes of the policies

The RDP’s expected results are to increase economic growth by €31 million; create 180 new employment opportunities; increase labour productivity by €1,249.87/labour unit; impede the decline of biodiversity by 3%; maintain and increase high nature value areas by 2,910 ha; improve the quality of water and balance of nutrients in water by 1.4% and 2.1% for nitrogen and phosphorus respectively; and, contribute to combating climate change by increasing the production of renewable energy by 2,851.36 Kton (1,000 tons of oil equivalent).

Specific modifications to impact indicators have been made to take account of the RDP’s 2009 alterations. These include new targets for actions such as those: addressing climate change impacts by reducing GHG emissions; strengthening actions related to sustainable water management by reducing the consumption of water; increase in the re-use of waste waters and reduction of pesticides in water; protecting biodiversity; increasing the production of bio-energy from wood and forest by-products; and increased territorial coverage for rural broadband access. Detailed information on impact indicators for individual measures is provided in the RDP indicator tables.

RDP budget breakdown by axis: Total expenditure (including national/regional + EAFRD + private funding) of €458,488,674



The RDP budget allocations are broadly divided into four main areas of expenditure, known as axes (namely: Improving the competitiveness of the agricultural and forestry sector; Improving the environment and the countryside; Quality of life in rural areas and diversification of the rural economy; and Leader). Approximately 58% of the overall RDP budget in Liguria is allocated to axis 1 (€267.17 million); Approximately 14% is allocated to axis 2 (€65.43 million), 7% to axis 3 (€32.48 million) and 19% to axis 4 (€ 85.98 million), with approximately 2% available to fund Technical Assistance (€ 7.44 million).

Within axis 1, National/Regional public funding represents approximately 36% share of the total axis funding; EAFRD 20%; and private funds 44%.

Within axis 2, National/Regional public funding represents approximately 53% share of the total axis funding; EAFRD 45%; and private funds 2%.

Within axis 3, National/Regional public funding represents approximately 30% share of the total axis funding; EAFRD 26% and private funds 44%.

Within axis 4, National/Regional public funding represents approximately 39% share of the total axis funding; EAFRD 25%; and private funds 36%.

Within technical assistance, National/Regional public funding represents approximately 56% share

of the technical assistance funding and EAFRD 44%.

As a consequence of the CAP Health Check and the European Economic Recovery Package, together with the programming of additional money from Modulation/CMO Wine, the Liguria region has been assigned an additional €15,463,333 (including €9,278,000 of EAFRD and further €6,185,333 of regional/national public funds). Out of the additional EAFRD contribution, €9,025,000 derives from the Health Check and the remaining €253,000 from Modulation/CMO Wine. Overall, these funds are intended to reinforce existing actions and introduce new operations in order to support rural areas in the region.

Axis Information²

Axis 1 objectives: Improving the competitiveness of the agricultural and forestry sector

The table below provides an indication of the RDP's axis 1 priorities.

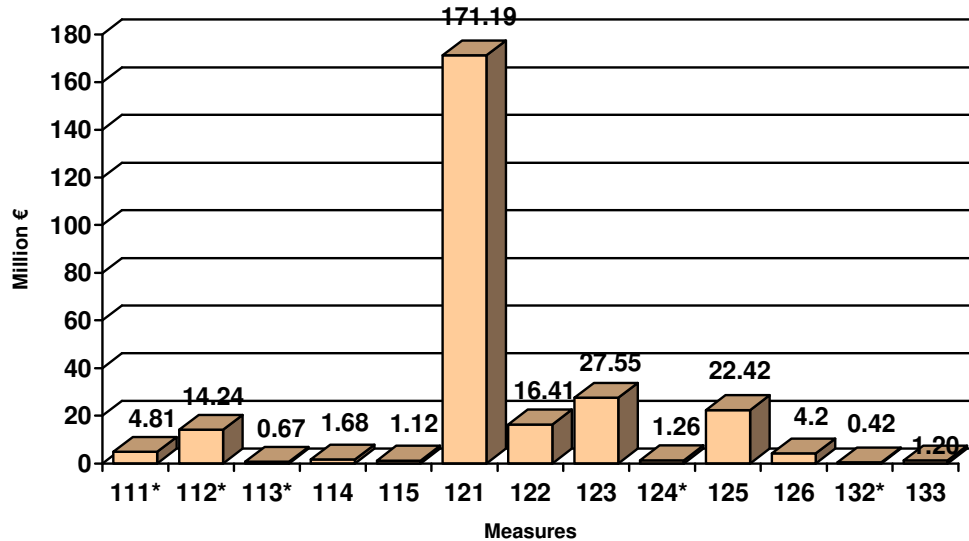
Strategic objectives	Specific objectives
Promote modernisation and innovation of businesses and integration of the production chain	<ul style="list-style-type: none"> - Encourage improved technical, financial and commercial management - Improve profitability of the agricultural and forestry sector
Develop the quality of agricultural and forestry production	<ul style="list-style-type: none"> - Encourage integration between businesses and the market - Encourage and/or rationalise collective use of resources - Strengthen adaptation of EU standards
Improve physical and telecommunication infrastructures	<ul style="list-style-type: none"> - Encourage start-up processes of certification systems
Encourage entrepreneurship of agricultural and forestry businesses and ensure a balanced age structure within the work force	<ul style="list-style-type: none"> - Strengthen business potential and age structure of the work force

Result targets for axis 1 include the number of participants who successfully complete a training activity related to agriculture and/or forestry (1,500 participants); increase in gross value added in supported holdings/enterprises (€29.5 million); number of holdings/enterprises introducing new products and/or new techniques (662 holdings/enterprises); and, utilisation of agricultural production under recognised quality label/standards (€3 million).

Changes in output indicators for axis following the RDP amendment relate to new support from measures 123 and 125. This will help to improve water management in irrigation systems, water overflow areas and installations of waste water treatments. The new funds will help at least 6 additional holdings undertake around 12 actions covering between 843 and 3,000 ha. For more information on specific result indicators please refer to the result indicator table in the RDP programme.

² A full list of the RDP measures can be found in Annex I.

Axis 1 budget breakdown by measure: Total allocated budget (including regional/national public funds + EAFRD + private funds) of €267,165,404³



Following the 2009 RDP changes, the amended budget for axis 1 is €267,165,404, which includes an additional €3,833,088 (€2,347,000 of EAFRD plus €1,486,088 of national/regional public) that is earmarked for reducing water consumption through re-use of waste water.

Axis 2 objectives: Improving the environment and the countryside

The table below provides an indication of the RDP's axis 2 priorities.

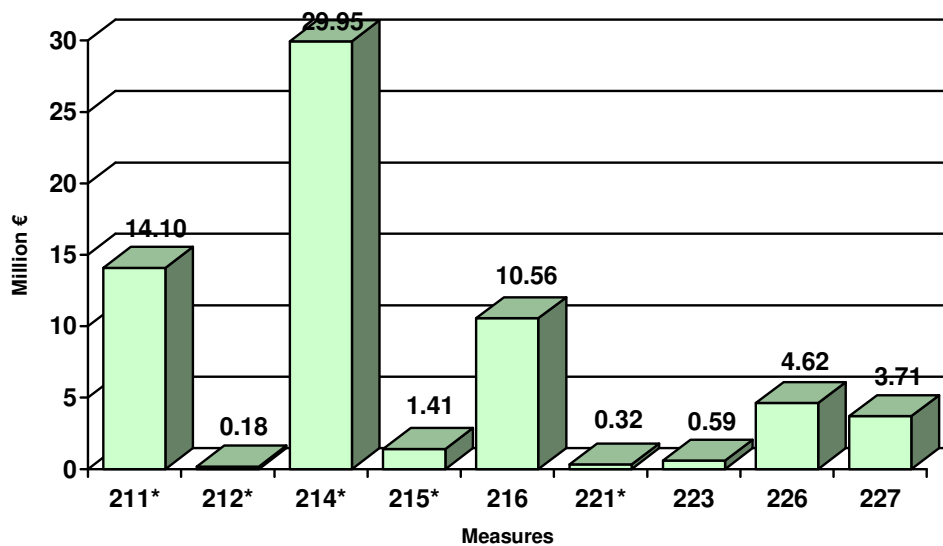
Strategic objectives	Specific objectives
Conservation of biodiversity and agricultural and protection and diffusion of agro-forestry systems of high environmental value	<ul style="list-style-type: none"> - Maintenance of agricultural activities in disadvantaged areas - Conservation of biodiversity - Protection of the traditional agricultural landscape and of agro-forestry systems of high natural value
Protection of water resources (in terms of quality and quantity)	<ul style="list-style-type: none"> - Protection of water resources
Reduction of greenhouse gas emissions and protection of the territory	<ul style="list-style-type: none"> - Prevention of forest fires

³ Please note that no private spending has been allocated for measures 111, 112, 113, 124 and 132.

Result targets include areas under successful land management contributing to: biodiversity and high nature value farming/forestry (13,291 ha); improving water quality (6,362 ha); improving soil quality (8,975 ha); mitigating climate change (2,640 ha); and, avoidance of marginalisation and land abandonment (11,240 ha).

Changes in output indicators following the RDP amendment relate to new support from measure 216 for further development of ecological corridors, upgrading of the ecological network and the creation or recovery of small basins/pits in order to ensure good water availability. This will be done by between 12 and 745 actions. Measures 226 and 227 will further address issues related to climate change adaptation and mitigation through up to 20 prevention/recovery interventions. For more information on specific result indicators please refer to the result indicator table in the RDP programme.

Axis 2 budget breakdown by measure: Total allocated budget (including regional/national public funds + EAFRD + private funds) of € 65,431,382⁴



The amended RDP budget for axis 2 is €65,431,382, which contains an additional €7,991,181 (€4,893,000 of EAFRD plus €3,098,181 of national/regional public) earmarked for tackling biodiversity loss (€3.5 million of additional EAFRD) and addressing issues related to climate change (€1.4 million of additional EAFRD).

⁴ No private spending has been allocated for measures 211, 212, 214, 215 and 221.

Axis 3 objectives: Quality of life in rural areas and diversification of the rural economy

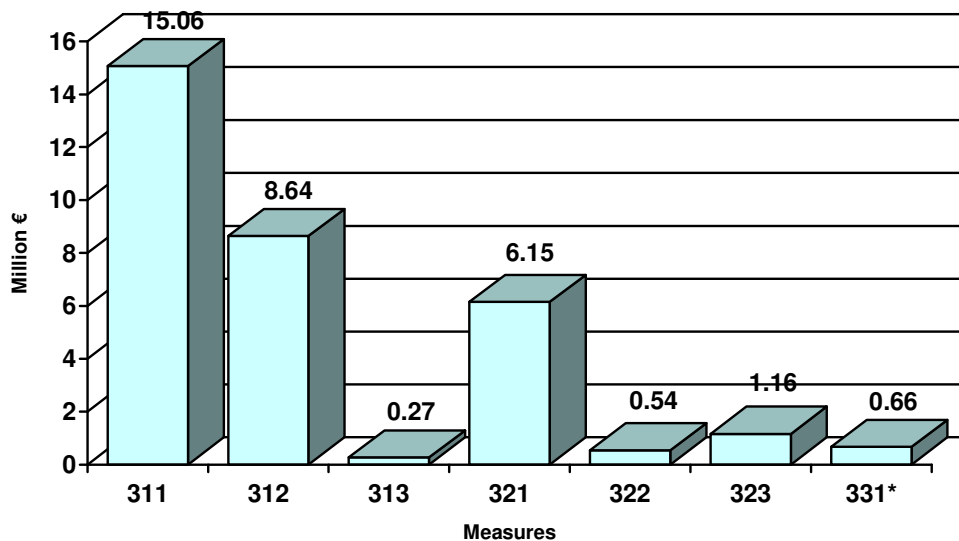
The table below provides an indication of the RDP's axis 3 priorities.

Strategic objectives	Specific objectives
Improve the attractiveness in rural areas for inhabitants and enterprises	<ul style="list-style-type: none"> - Protection of the historic, architectural and natural heritage of the region - Diversification of agricultural and forestry activities - Development of the production and utilisation of renewable energy
Maintain and/or create employment opportunities and income in rural areas	<ul style="list-style-type: none"> - Development of the tourism sector - Improvement of services for businesses and the population

Result targets include the increase in non-agricultural gross value added in supported businesses (€5.5 million); gross number of jobs created (149); additional number of tourists (300); population in rural areas benefiting from improved services (number of inhabitants 81,500); increase in Internet penetration in rural areas (number of inhabitants receiving this service 3,000); and, number of participants who successfully complete a training activity (350).

Changes in output indicators following the RDP amendment include measures 312 and 321. Targets for measure 312 have been increased to support/create 6 additional micro-enterprises using equipment powered by biomass. Modified targets for measure 321 will result in 100 additional actions that improve accessibility to broadband connections in rural areas. For further information on specific result indicators please refer to the result indicator table in the RDP programme.

Axis 3 budget breakdown by measure: Total allocated budget (including regional/national public funds + EAFRD + private funds) of €32,479,479⁵



⁵ No private spending has been allocated for measure 331.

The amended RDP budget for axis 3 is €32,479,479, which contains an additional €2,915,238 (€1,785,000 of EAFRD plus €1 130 238 of national/regional public). Around €0.5million of the additional EAFRD will help further develop bio-energy production from wood and forest by-products and some €1.3 million of new EAFRD is available to help complete territorial coverage of broadband infrastructure in rural Liguria.

Axis 4 objectives: Leader

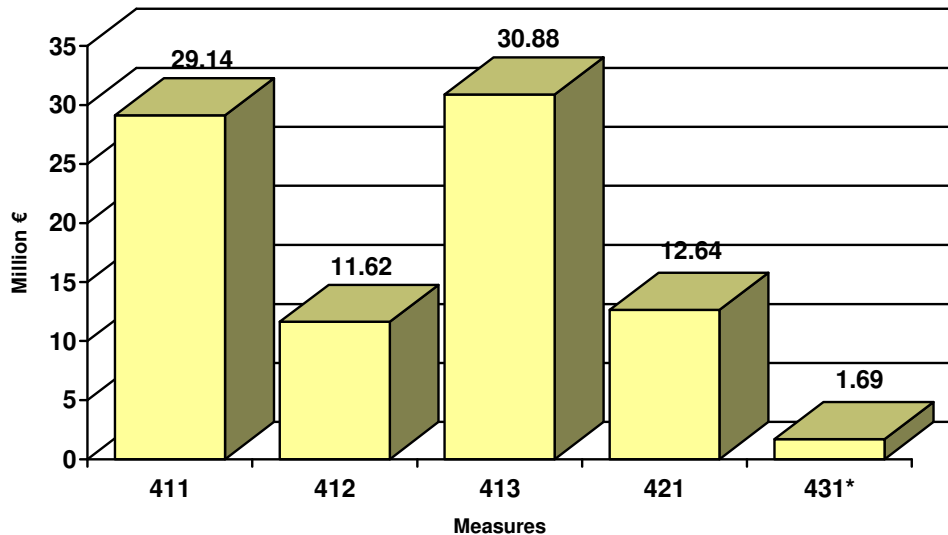
The objectives for this axis are to strengthen the participation of local communities in defining rural development policies; and value endogenous resources in rural areas. No more than 12 Local Action Groups (LAGs) will be established and these will operate across the RDP's thematic axes noted above. Furthermore, inter-territorial and transnational cooperation are foreseen to be financed under axis 4.

Strategic objectives	Specific objectives
Strengthen local project and management capacity	<ul style="list-style-type: none"> - Participation in the programming period by local communities - Promotion of rural areas
Utilisation of endogenous resources on the territory	<ul style="list-style-type: none"> - Coordination of resources

Result targets include the gross number of jobs created in synergy with the other axes; and the number of participants who successfully complete a training activity (10). Number of LAGs operational in the RDP areas as of March 2010 was 9.

There were no specific target or budget modifications in relation to axis 4 following the RDP update.

Axis 4 budget breakdown by measure: Total allocated budget (including regional/national public funds + EAFRD + private funds) of €85,976,849⁶



Monitoring and evaluation strategy

The monitoring system is based on the information needs of the Italian Government and the European Commission and uses indicators defined by EC nr. 1698/2005. These track financial commitments against actual expenditure and monitor the progress of RDP interventions, particularly in terms of efficiency and effectiveness regarding achievements of the axes' goals and impacts. Since 2008, the Annual Progress Report of the RDP describes in detail socio-economic evaluations and information on how these interact with the RDP. The RDP is evaluated on an annual basis and the results are entered into the annual progress report (relazione annuale di esecuzione, RAE). Independent evaluators work by analyzing the utilization level of resources, effectiveness and efficiency of the EAFRD programming, and its socio-economic impact. In addition, they verify the level of achieved objectives within the RDP, and identify factors that have contributed to the success or failure of the measures by providing possible elements that more closely align the situation with the RDP's strategies.

Communication and publicity

The strategy is divided into three phases, namely the start phase, in which the EU approved the final document and first information on implementation of interventions; management and implementation phase, during which information on project implementation and monitoring and evaluation activities is given; and, conclusion phase, which aims at distributing information of all results. The main target groups include potential final beneficiaries, final beneficiaries, and partners, such as regional and local authorities, professional associations, economic and social partners, NGOs, in particular equality organisations and environmental organisations, information intermediaries, information centres, Delegations of the European Commission in Member States,

⁶ No private spending has been allocated for measure 431.



and the general public. Information will be provided through the website, contact with the media, demonstrations, posters, publications, information points throughout Italy, conferences, seminars and workshops, and multimedia material.

Annex I – Measures

Measures selected by the RDP		Measures selected by the updated RDP	
Axis 1 - Improving the competitiveness of the agricultural and forestry sector	<i>Promoting knowledge and improving human potential</i>	111	Vocational training and information actions
		112	Setting up of young farmers
		113	Early retirement
		114	Use of advisory services
		115	Setting up of management, relief and advisory services
	<i>Restructuring and developing physical potential and promoting innovation</i>	121	Modernisation of agricultural holdings
		122	Improvement of the economic value of forests
		123	Adding value to agricultural and forestry products
		124	Cooperation for development of new products, processes and technologies in the agriculture and food sector and in the forestry sector
		125	Infrastructure related to the development and adaptation of agriculture and forestry
		126	Restoring agricultural production potential
	<i>Quality of agricultural production and products</i>	131	Meeting standards based on EU legislation
		132	Participation of farmers in food quality schemes
		133	Information and promotion activities
	<i>Transitional measures</i>	141	Semi-subsistence farming
142		Producer groups	
143		Providing farm advisory and extension services	
Axis 2 - Improving the environment and the countryside	<i>Sustainable use of agricultural land</i>	211	Natural handicap payments to farmers in mountain areas
		212	Payments to farmers in areas with handicaps, other than mountain areas
		213	Natura 2000 payments and payments linked to Directive 2000/60/EC
		214	Agri-environment payments
		215	Animal welfare payments
		216	Non-productive investments
	<i>Sustainable use of forestry land</i>	221	First afforestation of agricultural land
		222	First establishment of agroforestry systems on agricultural land
		223	First afforestation of non-agricultural land
		224	Natura 2000 payments
		225	Forest-environment payments
		226	Restoring forestry potential and introducing prevention actions
		227	Non-productive investments
Axis 3 - Quality of life in rural areas and diversification of the rural economy	<i>Diversify the rural economy</i>	311	Diversification into non-agricultural activities
		312	Support for business creation and development
		313	Encouragement of tourism activities
	<i>Improve the quality of life in rural areas</i>	321	Basic services for the economy and rural population
		322	Village renewal and development
		323	Conservation and upgrading of the rural heritage
		331	Training and information
		341	Skills-acquisition and animation measure with a view to preparing and implementing a local development strategy
Axis 4 - Leader	<i>Implementing local development strategies</i>	411	Competitiveness
		412	Environment/land management
		413	Quality of life/diversification
		421	Implementing cooperation projects
		431	Running the local action group, skills acquisition, animation