

Rural Development Programme (RDP) of Guyane, France

2007-2013 Programme de Développement Rural de la Guyane¹

(Rural Development Programme 2007-2013: for
a long term sustainable rural development)

Relevant Contact Details

Address: Direction de l'agriculture et de la forêt-
Parc Rebard B.P. 5002 97305 Cayenne cedex,
Guyane

Telephone number: + 33 05 94 29 63 74

Managing Authority Website:

<http://www.guyane.pref.gouv.fr>



Map of Guvane

Other useful links:

Rural Development Programme (RDP):

<http://agriculture.gouv.fr/pac-developpement-rural-feader>

http://enrd.ec.europa.eu/country-information/programming/en/programming_home_en.cfm

French National Rural Network (NRN):

<http://www.reseaurural.fr/guyane>

General socio-economic situation in rural areas in the Guyane region

Guyane has a population of around 220,000 inhabitants, covering a territory of 83,534 km². Located in the north-eastern part of South America (Lat: 4°57'N Long: 52°19' W), bordering Brazil in the south and Suriname in the west, the region is one of only three EU territories outside Europe that is not an island. According to the RDP of December 2009, GDP per capita was around €13,800 (< 75% of metropolitan France's average and EU-27). The regional unemployment rate is over 29%, with lower rates for men (around 17%) compared to women (around 30%). Approximately 96% of the land surface is covered with forests, the single tropical forest inside the EU, rich in biodiversity, and other land uses include arable lands (0,13%) and permanent crops (0,04%). There are two very different types of agriculture: a traditional one in the western part of the inland, concentrated along the Maroni river, based on itinerant forest clearance and self-subsistence economy practiced by different ethnic groups, and a modern one close to the coast. The first one concerns 83% of the agricultural population, but just a third of the UAA, most of the farms utilizing less than one hectare, although the second one is representing the major part of the commercial production and the UAA, with far larger farm sizes, such as for instance several hundred hectares for extensive cattle breeding and a thousand for rice cultivation. Tourism, especially eco-tourism is growing and there is very little manufacturing.

In general, agriculture is not very intensive and exportation very limited, except for rice principally and also citrus fruits productions. Vegetal productions represent 90% of the total agricultural production, mainly fruits and vegetables, followed by rice and manioc, but there is an important margin of progress for animal productions to satisfy local needs, mainly with cattle, pig and poultry breeding. The quantitative impacts of agriculture on the natural environments, mainly forest areas,

¹ Latest updated RDP, following the adoption of the Health Check and European Economic Recovery Package and additional funds available.

are still rather reasonably limited and there is a need to take into account the needs for development of a large part of the population in the inland with living standards far below European ones. But there is also a need to minimize the possible negative impacts on the environment, especially in terms of biodiversity, and harmonize the inevitable aspiration to development of local populations with environmental requests is the main issue at stake for the management of rural areas in Guyane. Land tenure is another major issue in Guyane since 90% of the land is State owned. Agricultural development needs therefore allocation of land to farmers, and specific actions are planned to develop adequate solutions to a very difficult problem, considering for instance that 70% of farmers do not have legal documents to use the land they cultivate. This situation has been a major hindrance to the development of the agricultural sector for several years. Likewise, Guyane's reliance on the mainland, mainly related to agricultural intrants, generates additional transport costs and poses an obstacle to its economic development. Rural opportunities supported through the RDP include the development of promising productions chains, livestock breeding and aquaculture in particular, and also forestry, through improved innovation and competitiveness, but also balanced development of rural areas and preservation of the exceptional natural resources and biodiversity, taking into account the very specified regional context compared to the other areas of the EU.

RDP strategic objectives

In accordance with the National Strategy Plan, the overall objectives of the Guyane RDP are i) to improve the competitiveness of the agricultural and forestry sectors focusing on support to restructuring, development and innovation (Axis 1), ii) to improve the rural environment through support to sustainable land management (Axis 2), iii) to improve the quality of life in rural areas and promote the diversification of economic activities (Axis 3), and iv) associate public and private partners to the implementation of the programme through territorial approach (Axis 4).

More specific objectives include i) developing solutions to the land tenure problem, as a major handicap to agricultural development, ii) making the forest a structuring element for the regional area and allowing the development of an economic forestry chain while preserving the biological richness, iii) supporting the diversification of the rural economy, iv) developing territories and accelerating their equipment in basic services, v) preserving the exceptional environmental richness of Guyane.

These objectives favour interventions that use mechanisms to reduce the emission of CO₂ and CH₄ into the environment, replacement of fossil fuels by renewable energies, more efficient use of water, and climate change adaptation. In particular, basic services and infrastructure are critical in view of the high demographic growth (5% annually).

Following the CAP Health Check, and in recognition of the greater emphasis now being given to the "new challenges" facing agriculture and rural areas, the RDP was revised in 2009 to place additional emphasis on a sustainable economic development model, consolidation of the economy, creation and maintenance of jobs, support to the introduction and spread of organic farming (and extensive farming techniques). Furthermore, the revised RDP further supports activities to protect farmers in handicap regions and against the occurrence of natural disasters.

Taking into account the additional financing provided by the CAP Health Check, the European Economic Recovery Package and Modulation, greater strategic priority is being given to these initiatives (through existing and new measures) that contribute to climate change mitigation and adaptation, improved water management, biodiversity conservation, production and use of

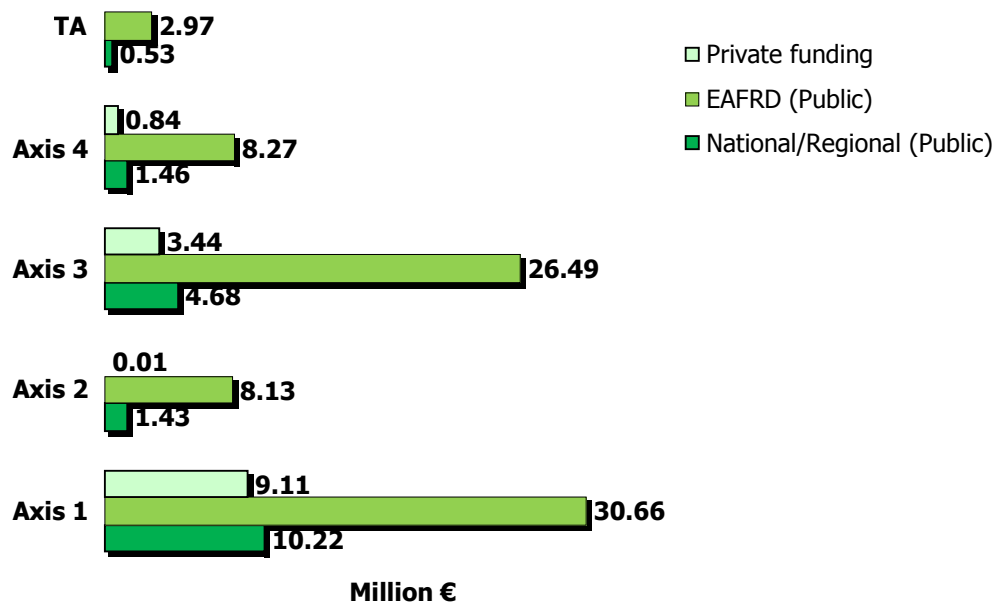
renewable energy.

Expected impact / outcomes of the policies

Expected results and impacts of the Guyane RDP include an increase in the value of agricultural production up to €31,6 Million; the creation of 900 new employment opportunities; an improvement of the state of biodiversity, reversing current negative trends (increasing areas under agro-environmental contracts up to 2,280 ha; maintaining 30,5% of managed forests under ecological series status, and certifying all exploited forest against sustainable forest management standards compared to zero in 2006); an improved contribution to the fight against climate change; and a maintenance of agricultural and forest areas with high natural value at the 2006 level, i.e. 8 Million hectares.

Specific modifications to impact indicators have been made to take account of the RDP's 2009 alterations. These include new targets for actions such as: targets for total volume of investment, number of farm holdings and respective surface receiving funding. Detailed information on impact indicators for individual measures is provided in the RDP indicator tables.

RDP budget breakdown by axis: Total expenditure (including national/regional + EAFRD + private funding) of €108,238,529



The RDP budget allocations are broadly divided into four main areas of expenditure, known as axes (namely: Improving the competitiveness of the agricultural and forestry sector; Improving the environment and the countryside; Quality of life in rural areas and diversification of the rural economy; and Leader). Approximately 46% of the updated RDP budget in Guyane is allocated to axis 1 (€49.99 million), approximately 9% is allocated to axis 2 (€9.57 million), 32% to axis 3

(€34.61 million) and 10% to axis 4 (€10.57 million), with more than 3% available to fund Technical Assistance (€3.50 million).

Within axis 1, National/Regional public funding represents approximately 20% share of the axis funding; EAFRD 61%; and private funds 18%.

Within axis 2, National/Regional public funding represents approximately 15% share of the axis funding; EAFRD 85%; and private funds 0,1%.

Within axis 3, National/Regional public funding represents approximately 14% share of the axis funding; EAFRD 77% and private funds 10%.

Within axis 4, National/Regional public funding represents approximately 14% share of the axis funding; EAFRD 78%; and private funds 8%.

Within technical assistance, National/Regional public funding represents approximately 15% share of the technical assistance funding and EAFRD 85%.

As a consequence of the 2009 RDP amendments, the Guyane region has been additionally assigned a total of €2,376,079 (including €1,953,000 EAFRD and €423,079 of national/regional public funds) to support “new challenges” (climate change, promotion of renewable energy, improvement of energy efficiency, water management, biodiversity protection) and support the creation of compensatory schemes aimed at helping farmers that suffer with natural handicaps and in the event of natural disasters.

Axis Information²

Axis 1 objectives: Improving the competitiveness of the agricultural and forestry sector

The first priority in Axis 1 in Guyane is placed on increasing the added value of productions, through measure 123, accounting for 32% of the whole budget (also with complementary national funding, called “top up”), on modernisation of holdings (measure 121, 23%, 24% with top up), cooperation for new products (measure 124, 24%, 20% with top up) and training (measure 111, 15%, 13% with top up), the four measures concerned with these four priorities altogether representing 93% of the Axis 1 budget (89% with top up, measure 125, for support to infrastructures of the agricultural and forestry receiving a €3,837,500 complementary national funding and accounting for 7% of the whole Axis 1 budget, top up included). Cooperation for new products will in particular provide support to the development of typical Amazonian vegetal products, such as awara, kumbu, patawa or cupuassu tree fruits.

² A full list of the RDP measures can be found in Annex I.

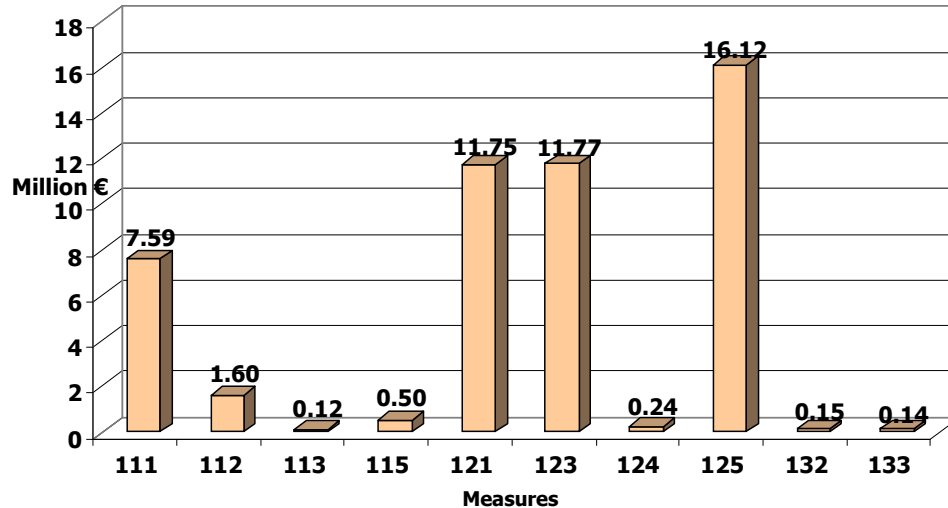
The table below provides an indication of the RDP's axis 1 objectives.

| Strategic objectives | Specific objectives |
|--|---|
| <ul style="list-style-type: none"> - Promote agricultural production units modernized and transmissible | <ul style="list-style-type: none"> - Promote the development of the productions and the modernisation of businesses - Assist the installation of new farmers and the oldest ones to retire - Address the problem of land settlement |
| <ul style="list-style-type: none"> - Develop innovation and adaptation capacity of the foodstuff chain actors - Adapt the agricultural and foodstuff productions integrating the innovation and quality dimensions | <ul style="list-style-type: none"> - Enhance the training level of farmers and promote their professionalism - Reinforce the support in terms of farms management* - Improve the agricultural chain structure - Promote access to financial engineering - Develop the transformation of agricultural products - Establish an effective local products promotion |
| <ul style="list-style-type: none"> - Improve the competitiveness of the forestry chain | <ul style="list-style-type: none"> - Improve the competitiveness of the forestry chain |

With reference to the most important measures result targets for Axis 1 include increased added value of agricultural and forestry products through support to 50 farms and 12 forestry enterprises, modernisation of agricultural holdings through support to 380 farms, support 5 new cooperation initiatives to promote local products, and improved capacity of farmers through training (1000 trainees).

Specific modifications to results indicators have been made to take account of the amendments to the RDP including increases in renewable energy production targets on farm and forest enterprises, progressive replacement of fossil fuels, reduction of CO₂ and CH₄ emissions and reductions in water consumption on farm holdings. Modified result targets involve increased numbers of supported holdings/enterprises involved in improving energy efficiency performances thanks to the introduction of renewable energy (solar energy etc.), as well as in efficient water usage and water treatment infrastructures. For further information on specific results indicators please refer to the result indicators table in the RDP.

Axis 1 budget breakdown by measure: Total allocated budget (including national/regional public funds + EAFRD + private funds) of €49,989,115³



Following the 2009 RDP update, the total budget amount for axis 1 is €49,989,115 including an additional €666,667 (€500,000 EAFRD + €166,667 national/regional public funds) that is targeted at water management (measure 121) by introducing water treatment techniques, promotion of water savings procedures (i.e. habits) and installation of more efficient irrigation systems. The new funds will also be available to assist agricultural holdings in improving energy performance; undertaking preventive actions that can mitigate the effects of climate change related effects; and promote the introduction of on-farm renewable energy initiatives.

Axis 2 objectives: Improving the environment and the countryside

The first priority in Axis in Guyane is placed on non-productive investments for sustainable forest management (measure 227, 38% of the whole budget, 51% with top up included), compensatory allowances for areas with handicap out of mountain areas (measure 212, 33%, or 27% top up included) and agri-environmental measures (measure 214, 26%, or 20% top up included), these three priority measures representing altogether 97% of the whole budget (98% top up included). It must be noted that, although strategic for Guyane, this axis gives evidence of the difficulty to adopt a number of measures in this *département*: among the 13 measures of Axis 2, indeed 8 are either not eligible or inappropriate to the regional context (e.g., the Natura 2000 network has not been implemented). The environmental preoccupation is however important in the RDP for Guyane, and a number of measures in axes 1 and 3 are oriented to develop positive impacts on the environment. In the forestry sector in particular all measures to support its economic development are also oriented to minimize impacts on the environment and preserve biodiversity, which is the priority of Axis 2. Due to the limited number of farmers concerned with agri-environmental measures so far, emphasis is put on information and sensitization.

The table below provides an indication of the RDP's axis 2 objectives.

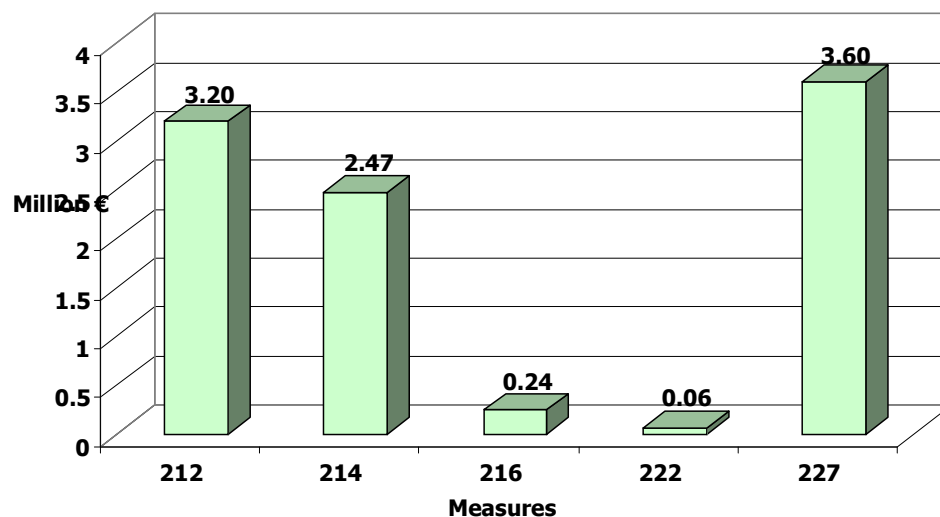
³ Please note that for measures 111, 112, 113, 114, 122, 126, 131, 132, 141, 142 and 143, no private spending has been allocated.

| Strategic objectives | Specific objectives |
|---|---|
| - Promote forest as an instrument for sustainable management of the regional area | - Implement a sustainable and exemplary forest management |
| - Contribute to a balanced occupation of the regional area | - Compensate the structural difficulties linked to climate and soil poorness - Promote an environmentally friendly agriculture |

With reference to priority measures result targets for Axis 2 include support to 12 forestry enterprises to develop sustainable forest management, compensatory allowances to 375 farms cultivating 3600 hectares in areas with handicaps, and agri-environmental payments to 80 farms cultivating 3500 hectares.

Specific modifications to result and output indicators have been made to take account of the amendments to the RDP, oriented towards improved efficiency of energy use and water management (measure 121: 33 farms supported), protection and improvement of water quality, fight against climate change and conservation of genetic diversity (measure 124: 500 ha under contractual management), and also infrastructure for production and distribution of electricity in rural areas (2 operations supported).

Axis 2 budget breakdown by measure: Total allocated budget (including national/regional public funds + EAFRD + private funds) of €9,574,294⁴



Following the update of the RDP in 2009, the total budget allocation under axis 2 is €9,574,294. Alterations to funding under the axis include further support for measure 214 (agri-environmental payments: €532,941 with €453,000 EAFRD and €70,941 from national/regional public sources), including support for the reduction or suppression of pesticides in vegetables and fruits productions, modifications in forest clearance practices and conservation of genetic diversity (i.e.

⁴ Only for measure 222 private spending has been allocated.

preservation of endangered breed species). Non-productive investments oriented towards sustainable forest management (measure 227) are taking up 38% of the axis total budget (51% pop up included) but received no further allocations in the sequence of the 2009 Guyane's revised RDP. For further information on measures please refer to the indicator tables in the revised RDP.

Axis 3 objectives: Quality of life in rural areas and diversification of the rural economy

Axis 3 is quite totally dedicated to improve basic services (water delivery and treatment, electricity distribution, roads) in rural areas through measure 321 representing 92% of the axis total budget (96% pop up included). Other priorities include support to local development strategies (measure 341, 6%, 4% pop up included) and diversification of activities (measure 311, 1%). Measures 312 and 313, for support to SMEs and tourism activities are planned but not actually selected, activated so far (end of 2010).

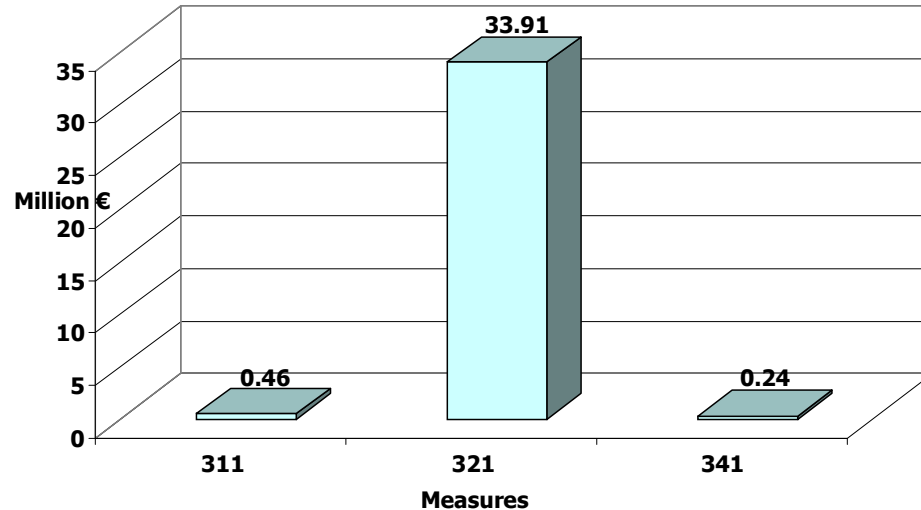
The table below provides an indication of the RDP's axis 3 objectives.

| Strategic objectives | Specific objectives |
|--|---|
| - Develop and manage the residential attractiveness for populations, taking into account their diversity | Pursue efforts towards improved: <ul style="list-style-type: none"> - distribution of potable water to populations, - waste water treatment, - electrification of rural areas. |
| - Enhance local development potential and improve territorial governance capacity | - Support the organisation of stakeholders around shared and integrated area-based projects |
| - Maintain and develop activities | - Support the diversification of activities of farms |

Result targets include 62 operations to improve infrastructures for basic services in rural areas, 10 public-private partnerships supported to build capacity for territorial development and implemented shared strategies, 45 farms supported to diversify their activities.

Specific modifications to result and output indicators have been made to take account of the amendments to the RDP. These include under measure 321: 2 supported actions aiming at infrastructures to produce and distribute electricity in rural areas.

Axis 3 budget breakdown by measure: Total allocated budget (including national/regional public funds + EAFRD + private funds) of €34,609,598⁵



Following the 2009 update of the RDP the new total budget allocation for axis 3 is €34,609,598 including additional funds for measure 321 (Basic services for the economy and rural population, €33,913,847) which represents 98% of axis 3 total and will concentrate efforts on the installation of infrastructures aimed at increasing the production of energy from renewable sources (including hybrid solutions). In particular, the additional funds were allocated to the new sub measure 321D (€1,000,000 EAFRD representing 85% of €1,176,471 total funds) in order to provide equipment assistance to production and distribution of energy in rural areas. Measure 321 will also accommodate, if necessary, additional funds regarding the implementation and development of Internet infrastructures. For further information on measures please refer to the indicator tables in the revised RDP.

Axis 4 objectives: Leader

The main priority under axis 4 is to support local development strategies promoting quality of life and diversification of rural activities (measure 413), which represents 46% of the axis 4 funding. Other support is targeted to improve competitiveness (measure 411, 31% of the axis total budget) and support the implementation of cooperation projects (measure 421). Result targets are not disclosed in the 2009 RDP revision.

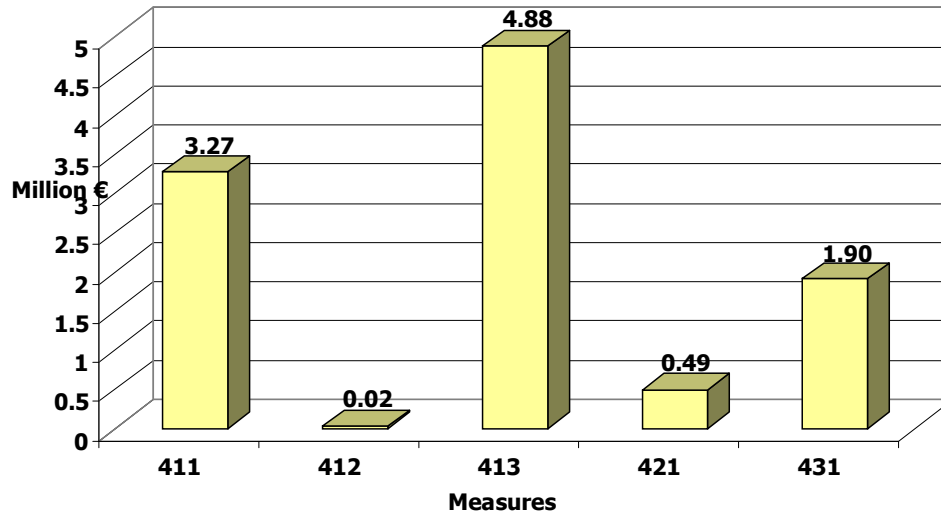
| Strategic objectives | Specific objectives |
|--|--|
| Strengthen the participation of local communities in defining rural development policies | <ul style="list-style-type: none"> - Improve local participation in the definition of strategies - Facilitate the preparation and implementation of cooperation process - Promote LAGs' acquisition of skills and ability to develop regional strategic measures aimed at local development |

⁵ Only for measure 311 and 321 private spending has been allocated.

The number of LAGs operational in the RDP areas as of March 2010 was four.

No major modifications were made to axis 4 during the 2009 RDP update. Only some minor national adjustments, simply reinforcing the local political will to participate in rural development, benefiting the LAGs LEADER measures (€28,132).

Axis 4 budget breakdown by measure: Total allocated budget (including national/regional public funds + EAFRD + private funds) of €10,565,522⁶



Monitoring and evaluation strategy

In line with all other French strategies, evaluation aims at assessing the effectiveness of the activities of the RDP by comparing results to objectives and means used. Indicators retained in the RDP were selected among those set by the common monitoring and evaluation framework of the European Commission. In a few cases they are supplemented with specific indicators, mainly reflecting the transversal dimension of environmental issues, to measure the environmental impact of actions under Axis 1 or 2 such as those aimed for instance at reversing dwindling trends in biodiversity; maintaining high natural value agricultural and forestry land; improving water quality and contributing to fight against climate change. An independent expert, with support of technical assistance funds, will carry out evaluation.

Communication and publicity

The communication plan is composed of the RDP jointly with other European programmes of Guyane (ERDF, ESF and EFF) to harmonise information and tools in order to facilitate the public accountability of the EU. The communication plan is based on three principles: ensure good visibility of EU actions in Guyane; ensure dissemination as widely and clearly as possible; and show that the use of public funds is done in a transparent manner throughout the duration of the

⁶ Only for measure 411 and 413 private spending has been allocated.



programme. The communication plan is financed by technical assistance (device 511 C). Communication and publicity actions aim to inform potential beneficiaries and agencies interested in the implementation of the programme, to inform beneficiaries of the EU actions and to inform the wide audience of the role played by the EU. In order to reach a large audience, a number of tools are used to ensure the dissemination of information: websites, meetings, press conferences, brochures, informational leaflets.

Annex I – Measures

Measures selected by the RDP Measures selected by the updated RDP

| | | | |
|---|---|---|---|
| Axis 1 - Improving the competitiveness of the agricultural and forestry sector | <i>Promoting knowledge and improving human potential</i> | 111 | Vocational training and information actions |
| | | 112 | Setting up of young farmers |
| | | 113 | Early retirement |
| | | 114 | Use of advisory services |
| | | 115 | Setting up of management, relief and advisory services |
| | <i>Restructuring and developing physical potential and promoting innovation</i> | 121 | Modernisation of agricultural holdings |
| | | 122 | Improvement of the economic value of forests |
| | | 123 | Adding value to agricultural and forestry products |
| | | 124 | Cooperation for development of new products, processes and technologies in the agriculture and food sector and in the forestry sector |
| | | 125 | Infrastructure related to the development and adaptation of agriculture and forestry |
| | | 126 | Restoring agricultural production potential |
| | <i>Quality of agricultural production and products</i> | 131 | Meeting standards based on Community legislation |
| | | 132 | Participation of farmers in food quality schemes |
| | | 133 | Information and promotion activities |
| | <i>Transitional measures</i> | 141 | Semi-subsistence farming |
| 142 | | Producer groups | |
| 143 | | Providing farm advisory and extension services | |
| Axis 2 - Improving the environment and the countryside | <i>Sustainable use of agricultural land</i> | 211 | Natural handicap payments to farmers in mountain areas |
| | | 212 | Payments to farmers in areas with handicaps, other than mountain areas |
| | | 213 | Natura 2000 payments and payments linked to Directive 2000/60/EC |
| | | 214 | Agri-environment payments |
| | | 215 | Animal welfare payments |
| | | 216 | Non-productive investments |
| | <i>Sustainable use of forestry land</i> | 221 | First afforestation of agricultural land |
| | | 222 | First establishment of agroforestry systems on agricultural land |
| | | 223 | First afforestation of non-agricultural land |
| | | 224 | Natura 2000 payments |
| | | 225 | Forest-environment payments |
| | | 226 | Restoring forestry potential and introducing prevention actions |
| | | 227 | Non-productive investments |
| Axis 3 - Quality of life in rural areas and diversification of the rural economy | <i>Diversify the rural economy</i> | 311 | Diversification into non-agricultural activities |
| | | 312 | Support for business creation and development |
| | | 313 | Encouragement of tourism activities |
| | <i>Improve the quality of life in rural areas</i> | 321 | Basic services for the economy and rural population |
| | | 322 | Village renewal and development |
| | | 323 | Conservation and upgrading of the rural heritage |
| | | 331 | Training and information |
| | | 341 | Skills-acquisition and animation measure with a view to preparing and implementing a local development strategy |
| Axis 4 - Leader | <i>Implementing local development strategies</i> | 411 | Competitiveness |
| | | 412 | Environment/land management |
| | | 413 | Quality of life/diversification |
| | 421 | Implementing cooperation projects | |
| | 431 | Running the local action group, skills acquisition, animation | |



Rural Development Programme summary information
FRANCE – Guyane