

## Rural Development Programme (RDP) of Canarias, Spain

**Programa de Desarrollo Rural de Canarias FEADER 2007-2013– April 2010<sup>1</sup>**  
(Rural Development Programme of Canarias EAFRD 2007-2013)

### Relevant Contact Details

**Address:** Dirección General de Desarrollo Rural de la Consejería de Agricultura, Ganadería, Pesca y Alimentación del Gobierno de Canarias, C/ Prof. Agustín Millares Carló, nº 10. Edificio Iberia, 35003 Las Palmas de Gran Canaria, Spain

**Telephone number:** +34 928 30 60 00

**Managing Authority Website:**

<http://www.gobiernodecanarias.org/agricultura/>

### Other useful links:

Rural Development Programme (RDP):

<http://www.mapa.es/es/desarrollo/pags/programacion/programas/programas.htm>

National Strategic Plan (NSP):

[http://www.mapa.es/es/desarrollo/pags/programacion/plan\\_estrategico/plan\\_estrategico.htm](http://www.mapa.es/es/desarrollo/pags/programacion/plan_estrategico/plan_estrategico.htm)

Spanish National Rural Network (NRN):

<http://www.mapa.es/es/desarrollo/pags/RedRuralNacional/Presentacion/presentacion.htm>

## General socio-economic situation in rural areas in the Canarias region

The archipelago of the Canary Islands is situated in the Atlantic Ocean to the north west of Africa and forms part of the region of Macaronesia, together with the islands of Cape Verde, Madeira, the Azores and Slavajes and the African Macaronesia enclave. The Canary Islands region has a total surface of 7,447 km<sup>2</sup> representing 1.4% of the Spanish territory, a population of around 1,995,000 inhabitants and a population density of 268 inhabitants / km<sup>2</sup> (the national Spanish average is 88 inhabitants / km<sup>2</sup>). RDP data shows that rural areas in Canarias occupy 67.07% of the regional territory. The population density varies significantly within the region, with higher densities in the Islands of Gran Canaria and Tenerife, and depopulation occurring in most rural areas. Some 21% of the region is located above 1,000m with significant limitations in terms of production cycles and diversification possibilities. A distinguishing feature of the region is that 100% of the territory is classified as less favoured areas

In terms of economic development, the RDP baseline figures reveal that GDP per capita in Canarias was 89% of the Spanish average in 2006. The economy of Canarias is mainly service oriented. Agriculture employs around 2.5% of the active population and contributes only 1.4% to Gross Value Added (GVA). It specialises towards out-of-season tropical fruits and vegetables,

<sup>1</sup> Latest updated RDP, following the adoption of the Health Check and European Economic Recovery Package and additional funds from Modulation (i.e. adjustments between Pillar 1 (Agriculture) & 2 (Rural Development) of the Common Agricultural Policy (CAP).



**Map of Islas Canarias**  
(© European Commission)

mainly for export (bananas most importantly: 25% of gross agricultural production). Socio-economic strengths of rural areas include significant employment generation through the fast growing fruit, vegetable and flower production sectors, a growing goat breeding sector (third most important in Spain), high quality standards in agriculture and a favourable climate that allows agricultural production throughout the year. Weaknesses include the high unemployment rate (almost 12% as noted in the RDP), small share of the agri-food sector (1.8% of regional GVA), gender inequalities and skill gaps in the labour market and an ageing population, insufficient development of information and communication technologies declining productivity of agriculture and agri-food industry in relation to regional and national averages, excessive reliance of agriculture on small holdings. In terms of the environment, 75% of the territory is covered by forests and around half belongs to Natura 2000 (including Sites of Community Interest (SCI) and Special Protection Areas (SPA) for birds). 43% of the territory faces serious soil erosion and water contamination from nitrates. The high use of fertilisers and phytosanitary products and the generation of agricultural waste contribute in particular to contamination and threaten biodiversity.

### **RDP strategic objectives**

The main objective of the RDP is to contribute to the maintenance and sustainable development of rural areas in Canarias. The programme gives priority to investment measures, such as modernisation of agricultural holdings or adding value to agricultural products.

RDP priorities and specific objectives comprise:

- 1) Improve the competitiveness of the agro-food and forest sectors;
- 2) Improve the natural and environmental situation of rural areas;
- 3) Increase the socio-economic attractiveness of rural areas;
- 4) Promote local governance in rural areas.

Following the CAP Health Check (HC) and the European Economic Recovery Package (EERP), in recognition of the greater emphasis now being given to the 'new challenges' facing agriculture and rural areas, the RDP was revised in 2009 to stress in particular the sustainable use of water resources and the protection and maintenance of biodiversity in agricultural systems. This emphasis responds to the environmental weaknesses already identified in the RDP.

The additional financing provided from the HC and the EERP gives greater strategic priority to initiatives that contribute to water management (which received 70% of the additional funds), and biodiversity (30%). Furthermore, the additional funding from the wine reform and Modulation is also focused on biodiversity (46%) and technical assistance (54%). Greater support for technical assistance is justified in order to reinforce control actions of the agri-environment measures and to improve the management of the programme.

### **Expected impact / outcomes of the policies**

Expected outcomes for the agrarian sector and the agri-food industry include revitalisation of agrarian activity by attracting and retaining young farmers, significant improvement of rural human capital, better entrepreneurial capacity and productivity improvements, increased production of the integrated agrarian and agri-food system, improvement of agricultural incomes, increased value added of agricultural and forest products, increased participation in quality systems and employment creation.

Expected socio-economic outcomes include valorisation of the rural sector particularly through

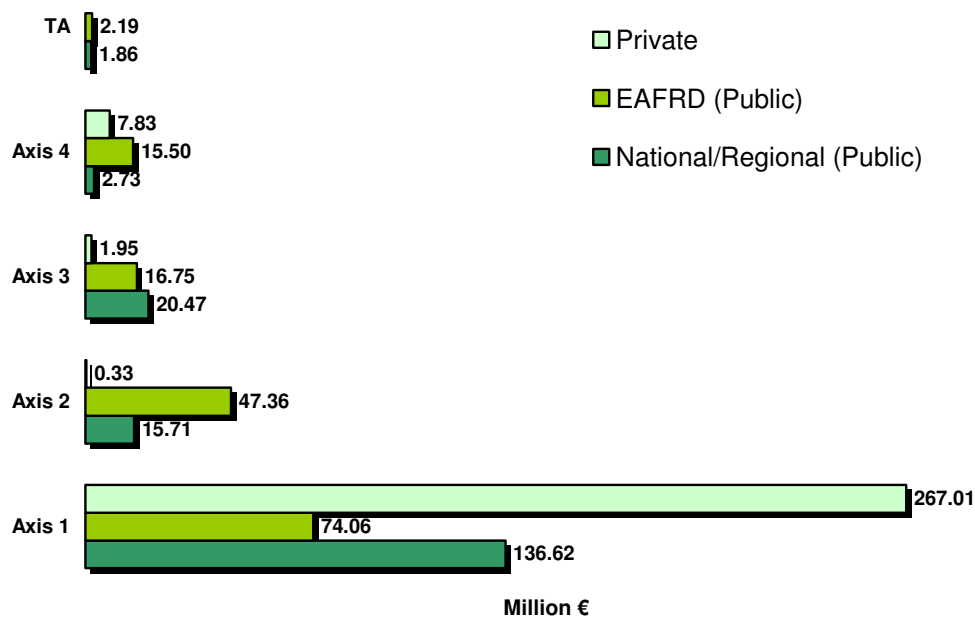
the territorial approach and the support to conservation and improvement of natural and cultural heritage.

Expected environmental outcomes include improvement in water management for irrigation purposes, conservation and valorisation of agrarian systems of high natural value, contribution to the fight against climate change especially through interventions in the forest sector.

The financial concentration of the programme on the improvement of the agrarian system implies that the most substantial impacts will be experienced there. Another important impact (as well as an input to the programme implementation) is expected to be the inter-institutional coordination and cooperation between regional actors involved in the development process.

The modifications to the programme as a result of the HC and the EERP reinforce existing priorities in the field of water management and biodiversity and are consequently expected to enhance the RDP impact on these issues. In addition, modifications as a result of the wine reform and Modulation are expected to promote sustainable land management practices and help to preserve landscapes and habitats.

### **RDP budget breakdown by axis: Total expenditure (including national/regional + EAFRD + private funding) of €610,375,849**



The RDP budget allocations are broadly divided into four main areas of expenditure, known as axes (namely: Improving the competitiveness of the agricultural and forestry sector; Improving the environment and the countryside; Quality of life in rural areas and diversification of the rural economy; and Leader). Approximately 78% of the overall RDP budget in the Canary Islands is allocated to axis 1 (€477.7 million). Approximately 10% is allocated to axis 2 (€63.4 million), 6% to axis 3 (€39.2 million) and 4% to axis 4 (€20.1 million), with 1% available to fund

Technical Assistance (€4.05 million).

Within axis 1, National/Regional public funding represents approximately 29% share of the axis funding; EAFRD 16%; and private funds 56%.

Within axis 2, National/Regional public funding represents approximately 25% share of the axis funding; EAFRD 75%; and private funds 1%.

Within axis 3, National/Regional public funding represents approximately 52% share of the axis funding; EAFRD 43% and private funds 5%.

Within axis 4, National/Regional public funding represents approximately 10% share of the axis funding; EAFRD 59%; and private funds 30%.

Within technical assistance, National/Regional public funding represents approximately 46% share of the technical assistance funding and EAFRD 54%.

As a consequence of the 2009 RDP revisions, the Canary Islands region has been assigned an additional €1,154,909 of EAFRD to reinforce existing actions supporting improved water management, plus a further €923,761 of EAFRD for biodiversity conservation and an additional €500,000 EAFRD to reinforce technical assistance under measure 511.

## Axis Information<sup>2</sup>

### ***Axis 1 objectives - Competitiveness***

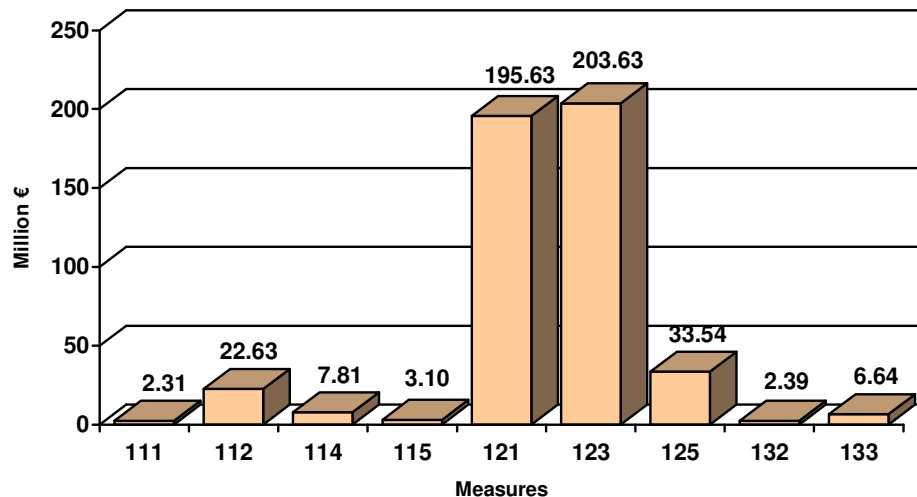
The emphasis of this axis is on adding value to agricultural products (measure 123), modernisation of agricultural holdings (measure 121) and improvement of agricultural infrastructures (measure 125).

Strategic objectives	Specific objectives
Promote knowledge and improvement of human capital	<ul style="list-style-type: none"> <li>- Promote revitalisation of the agrarian sector;</li> <li>- Improve skills of human capital.</li> </ul>
Restructure and development of the physical potential, promoting innovation	<ul style="list-style-type: none"> <li>- Improve the economic dimension of agrarian holdings;</li> <li>- Promote production with competitive advantage in the agrarian/agri-food sector;</li> <li>- Improve infrastructure related to the management of water resources;</li> <li>- Stimulate innovation and use of new technologies and processes;</li> <li>- Increase value added of agricultural and livestock production;</li> <li>- Improve productivity of the agri-food industry.</li> </ul>
Promote the quality of agricultural production and products	<ul style="list-style-type: none"> <li>- Promote participation in quality schemes;</li> <li>- Support the adaptation to quality norms and standards.</li> </ul>

<sup>2</sup> A full list of the RDP measures can be found in Annex I.

Result targets for axis 1 include 573 participants that have successfully completed training activities, 30% of new employment posts created for women, an increase in the gross value added (GVA) of subsidised farms up to 15%, 20% of beneficiary agricultural holdings or enterprises that have incorporated new products or techniques, 2,500 ha of improved irrigation surface, 2,000 farmers benefiting from improved irrigation infrastructure, irrigation water savings of 2 Hm<sup>3</sup>/year, total water consumption in agriculture of 230 Hm<sup>3</sup>/year and labour productivity of €280.3 of GVA per person occupied.

**Axis 1 budget breakdown by measure: Total allocated budget (including regional/national public funds + EAFRD + private funds) of €477,695,389**



Following the 2009 RDP update, the total budget amount for axis 1 is €477,695,389, which includes an additional €1,358,717 (1,154,909 EAFRD + €203,808 national/regional public) targeted at water management (measure 125.1: improving and developing irrigation infrastructures). This is justified by the fact that water scarcity is of the main constraints for agriculture in the Canary Islands. RDP modifications in 2009 for axis 1 also included minor changes mainly of technical nature.

**Axis 2 objectives - Sustainability and natural environment**

The emphasis of this axis is on agri-environment measures (measure 214), non-productive investments (measure 227) and restoring forestry potential and introducing prevention actions (measure 226).

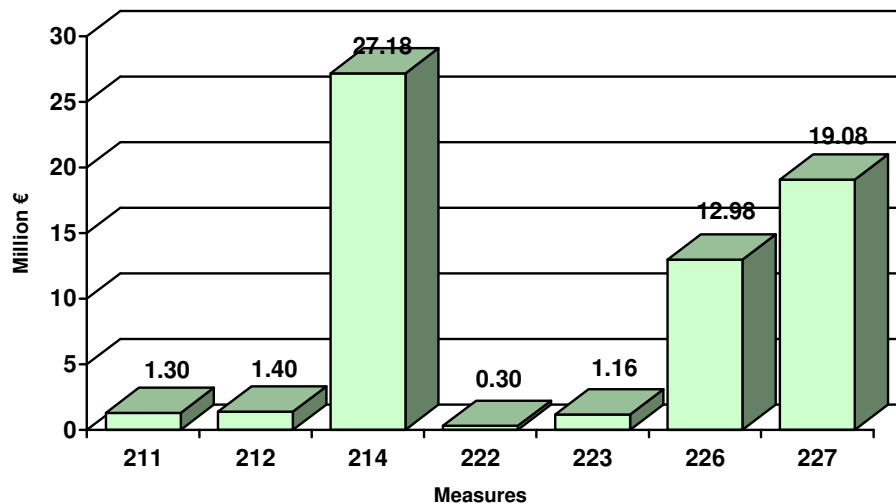
Strategic objectives	Specific objectives
Sustainable use of agricultural and forest land	- Increase the surface of organic agriculture and integrated production systems.
Sustainable use of forest land	- Promote sustainable use of water resources and the soil; - Reduce water and soil contamination from the use of fertilisers and phytosanitary products; - Reduce emissions stemming from agricultural activities;

	<ul style="list-style-type: none"> <li>- Contribute to the maintenance of agrarian and livestock autochthonous species.</li> </ul>
Improve the conservation state of natural heritage and promote its valorisation	<ul style="list-style-type: none"> <li>- Improve the protection, conservation and management conditions of the natural environment;</li> <li>- Preserve and valorise agrarian systems of high natural value in disadvantaged areas;</li> <li>- Promote afforestation and adoption of agro-forest systems, contributing in particular to the increase of high altitude forest space;</li> <li>- Improve the protection of forest and agricultural areas that belong to the Natura 2000 network;</li> <li>- Improve the management and defence capacity of the forest environment.</li> </ul>

Result targets for axis 2 include 100% of the surface addressed contributes to all of the following aspects: improvement of biodiversity and agriculture of high natural value; improvement of water quality; fight against climate change; improvement of soil quality; and avoiding land marginalisation and abandonment.

Specific modifications to output indicators were made in 2009 under the integrated production sub-measure, resulting in the anticipated number of holdings supported increasing from 1,000 to 1,044 and the total surface supported increases from 2,500 to 5,387 ha.

**Axis 2 budget breakdown by measure: Total allocated budget (including regional/national public funds + EAFRD + private funds) of €63,394,705**



Following the 2009 RDP revision the new total budget allocation for axis 2 is €63,394,704 including €923,761 EAFRD for agri-environment payments (measure 214, €494,961 from the HC and the EERP and €428,800 from the wine reform). These additional funds are targeted at integrated production (sub-measure 214.4) in order to protect and maintain biodiversity and agricultural systems. This is justified by the fact that integrated production addresses also some of the weaknesses identified in the SWOT analysis included in the RDP, like the high use of

fertilisers and phytosanitary products, the generation of agricultural waste, as well as the opportunity of growing consumer demand for environment-friendly agricultural products and techniques.

**Axis 3 objectives - Diversification of the quality of life in rural areas**

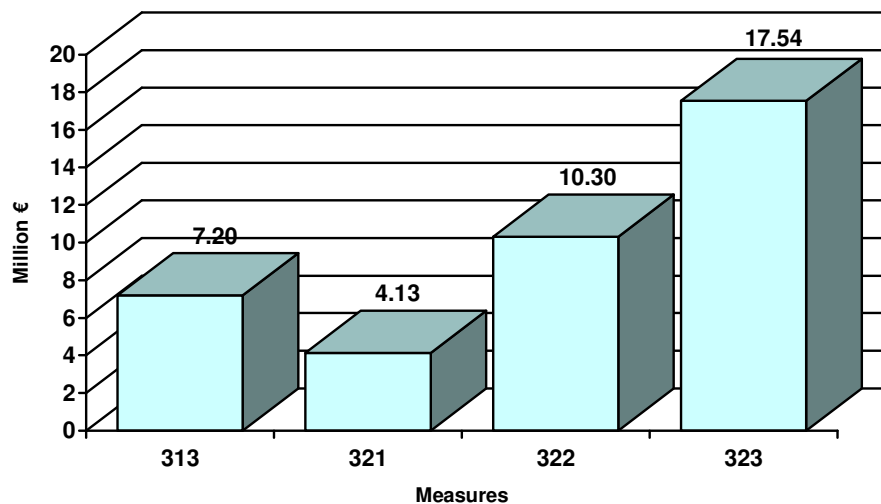
The emphasis of this axis is on conservation and upgrading of rural heritage (measure 323), village renewal and development (measure 322), encouragement of tourism activities (measure 313) and basic services for the economy and rural population (measure 321).

Strategic objectives	Specific objectives
Diversification of the rural economy	<ul style="list-style-type: none"> <li>- Contribute to the development of non-agrarian activities in the rural sector;</li> <li>- Support the creation and maintenance of employment in rural areas.</li> </ul>
Promote rural tourism	<ul style="list-style-type: none"> <li>- Improve the quality of life in rural areas and promoting their attractiveness;</li> <li>- Improve access to technologies in the rural sector;</li> <li>- Improve basic infrastructure and services in the rural sector.</li> </ul>

Result targets for axis 3 include €25 million increase in non agricultural gross value added of entrepreneurial activity, gross employment creation of as much as 124 (depending on the measure), 2,024 additional number of tourists, 457,000 population benefiting from improved services, 25% internet coverage in rural areas and 825 participants that have completed satisfactorily training courses.

There were no modifications to axis 3 indicators as a result of the 2009 RDP revision.

**Axis 3 budget breakdown by measure: Total allocated budget (including regional/national public funds + EAFRD + private funds) of €39,167,489**



Following the RDP update, there are changes in the private contribution for axis 3 measures. The Managing Authority estimates that, due to the economic crisis, aid intensity will be of 100% for 50% of axis 3 operations, and an average of 60% for the other axis 3 operations. As a result, the predicted global amount of private expenditure is reduced.

**Axis 4 objectives - Development of the local capacity and diversification**

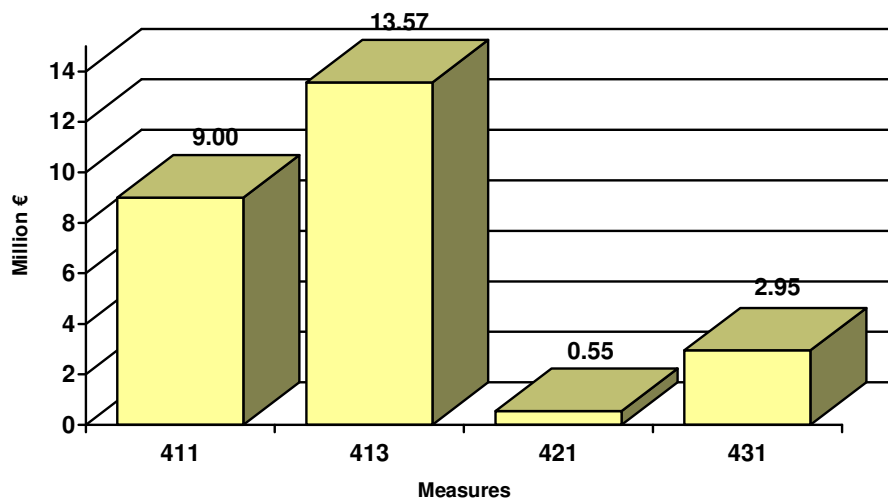
The emphasis of this axis is on quality of life and diversification (measure 413, 52% of total axis 4 budget), competitiveness (measure 411, 34.5%) and conservation and upgrading of the rural heritage (11%, measure 431).

Strategic objectives	Specific objectives
Improve governance in rural areas	<ul style="list-style-type: none"> <li>- Stimulate the representativeness and coverage of Local Action Groups;</li> <li>- Improve the endogenous development potential of rural areas.</li> </ul>

Result targets for axis 4 include 600 gross employment posts created and 756 participants that completed training courses satisfactorily,

There were no modifications to result targets as a result of the 2009 RDP update.

**Axis 4 budget breakdown by measure: Total allocated budget (including regional/national public funds + EAFRD + private funds) of €26,064,186**



There are no financial modifications to axis 4 following the RDP amendment. Minor technical changes were made in 2009 concerning the distribution of private-public initiatives. The originally fixed distribution of 70%-30% for private-public initiatives was removed, to reflect the economic situation. This way, the gap created by the lack of private investments could be covered by public initiatives. However, the priority criteria included in the RDP have been also



modified so that privately-promoted actions will have always preference over publically-promoted actions

## Monitoring and evaluation strategy

The monitoring system provides information on programme implementation through financial, output and result indicators. The Monitoring Committee uses this information to propose necessary amendments of the RDP for subsequent years.

The evaluation strategy comprises an interim and an ex post evaluation to be carried out by independent evaluators. The objectives of the evaluations are to improve the quality and increase the effectiveness and efficiency of the programme implementation. The evaluations use the output, results and impact indicators defined by the Common Monitoring and Evaluation Framework (CMEF). Additional output and result indicators are also used and relate to:

- Training participants, increase in GVA of enterprises, innovation (new products/techniques), value of production under quality schemes, employment generation, improvement of irrigation surfaces, production of desalted water (axis 1);
- Contribution to biodiversity, water quality, climate change, soil quality, reduction of marginalisation (axis 2);
- Increase in GVA of non-agricultural products, employment creation, tourism increase, internet in rural areas, beneficiaries of improved services (axis 3);
- A series of 18 additional environmental indicators is also proposed to be adopted provided information is available.

## Communication and publicity

The communication plan comprises three components and target groups:

- a) Dissemination of the RDP to potential beneficiaries;
- b) Information to actual beneficiaries about the EU contribution;
- c) Dissemination of results and the role of the EU to the general public.

The first component aims to inform on the possibilities offered by the programme and related requirements in order to achieve maximum participation. Information will be distributed via the regional administration and other relevant stakeholders (local authorities, rural networks, social partners, NGOs, etc.), including distribution of programme materials upon request.

The second component aims to inform on the EU support granted to them and the priority axis under which they are supported. Communication tools will emphasise written communication.

The third component aims to inform on the programme actions and results. Communication tools include periodic publication of the list of beneficiaries, specific campaigns via the most appropriate communication means (e.g. press and radio, publications), publicity signs/plaques, including the EAFRD contribution (at beneficiary and LAG premises).

There are also provisions for evaluating the results of information and publicity measures.

## Annex I - Measures

Measures selected by the RDP	Measures selected by the updated RDP
------------------------------	--------------------------------------

<b>Axis 1 - Improving the competitiveness of the agricultural and forestry sector</b>	<i>Promoting knowledge and improving human potential</i>	<b>111</b>	Vocational training and information actions
		<b>112</b>	Setting up of young farmers
		<b>113</b>	Early retirement
		<b>114</b>	Use of advisory services
		<b>115</b>	Setting up of management, relief and advisory services
	<i>Restructuring and developing physical potential and promoting innovation</i>	<b>121</b>	Modernisation of agricultural holdings
		<b>122</b>	Improvement of the economic value of forests
		<b>123</b>	Adding value to agricultural and forestry products
		<b>124</b>	Cooperation for development of new products, processes and technologies in the agriculture and food sector and in the forestry sector
		<b>125</b>	Infrastructure related to the development and adaptation of agriculture and forestry
		<b>126</b>	Restoring agricultural production potential
	<i>Quality of agricultural production and products</i>	<b>131</b>	Meeting standards based on EU legislation
		<b>132</b>	Participation of farmers in food quality schemes
		<b>133</b>	Information and promotion activities
<i>Transitional measures</i>	<b>141</b>	Semi-subsistence farming	
	<b>142</b>	Producer groups	
	<b>143</b>	Providing farm advisory and extension services	
<b>Axis 2 - Improving the environment and the countryside</b>	<i>Sustainable use of agricultural land</i>	<b>211</b>	Natural handicap payments to farmers in mountain areas
		<b>212</b>	Payments to farmers in areas with handicaps, other than mountain areas
		<b>213</b>	Natura 2000 payments and payments linked to Directive 2000/60/EC
		<b>214</b>	Agri-environment payments
		<b>215</b>	Animal welfare payments
		<b>216</b>	Non-productive investments
	<i>Sustainable use of forestry land</i>	<b>221</b>	First afforestation of agricultural land
		<b>222</b>	First establishment of agroforestry systems on agricultural land
		<b>223</b>	First afforestation of non-agricultural land
		<b>224</b>	Natura 2000 payments
		<b>225</b>	Forest-environment payments
		<b>226</b>	Restoring forestry potential and introducing prevention actions
		<b>227</b>	Non-productive investments
		<b>Axis 3 - Quality of life in rural areas and diversification of the rural economy</b>	<i>Diversify the rural economy</i>
<b>312</b>	Support for business creation and development		
<b>313</b>	Encouragement of tourism activities		
<i>Improve the quality of life in rural areas</i>	<b>321</b>		Basic services for the economy and rural population
	<b>322</b>		Village renewal and development
	<b>323</b>		Conservation and upgrading of the rural heritage
	<b>331</b>		Training and information
<b>Axis 4 - Leader</b>	<i>Implementing local development strategies</i>	<b>341</b>	Skills-acquisition and animation measure with a view to preparing and implementing a local development strategy
		<b>411</b>	Competitiveness
		<b>412</b>	Environment/land management
		<b>413</b>	Quality of life/diversification
		<b>421</b>	Implementing cooperation projects
<b>431</b>	Running the local action group, skills acquisition, animation		