

1. General information

Geographical Area	Country	Germany
	Region	Bavaria
Rural population (1)	Inhabitants (3)	9.7 million
	% of total population (3)	77.0 %
	Density - Inhab/km2 (3)	143.7
Rural area (1)	Km2 (3)	67 516
	% of total area (3)	95.7 %
Agricultural area Total Utilised Agricultural Area (UAA)	Ha (2)	3.1 million
	% of total territory (2)	44.5 %
Forest and other wooded land	Ha (3)	2.6 million
	% of total area (3)	36.9 %
Total employment	People (2)	6.7 million
Rural employment (1)	% of total workforce (2)	72.0 %

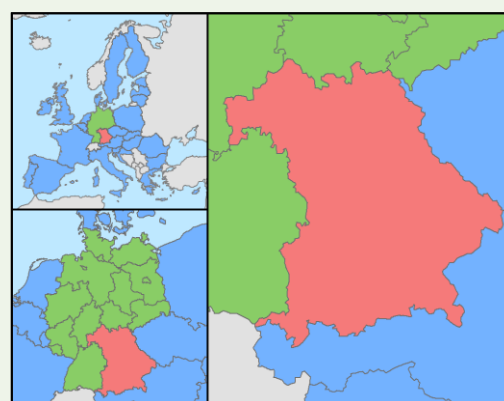
Data source: Germany-Bavaria 2014-2020 Rural Development Programme (RDP).
Note: (1) OECD definition applies, including intermediate and predominantly rural regions; (2) 2010 data; (3) 2012 data; (4) 2013 data.

EAFRD* support: EUR 1 515 975 451	+	National contribution: EUR 2 041 963 027	=	Planned total public expenditure: EUR 3 557 938 478
1.6 % of Total EAFRD support for EU-28				

* European Agricultural Fund for Rural Development (EAFRD)

Primary sector contribution to Gross Value Added (GVA)	% of total (2)	1.0 %
No of agricultural holdings	No (2)	97 870
Average farm size	ha UAA/holding (2)	32.1
High Nature Value farming	% of total UAA (4)	11.2 %
Farmland Birds Index (FBI)	Index 2000 = 100	90.0
	From 2000 to 2010 the FBI measuring the relative abundance of farmland bird species decreased by 10.0 %.	

Map: Germany - Bavaria



Examples of expected achievements

- Nearly 5 % of farms will receive funding for investments – focused on innovative potential, young farmers, organic farming, animal welfare and resource efficiency. This funding will also cover land consolidation and agricultural access roads, and will be complemented by support for the European Innovation Partnership, as well as by funding for farm diversification.
- More than 10 % of farmland will be placed under funded contracts for improving biodiversity, with land also under contracts for better water and soil management – through practices such as organic farming and crop diversification. Support for environmental investments in farms and forests will complement this contractual support and will be bound to improving efficiency with water and other resources.
- In addition, 7 % of farmland will be under funded contracts for cutting Greenhouse Gas (GHG) and ammonia emissions, and 4 % under contracts for action contributing to carbon sequestration. Additionally, the cooperation measure will support enhanced sustainability through the European Innovation Partnership and through cooperation for climate change adaptation and mitigation.
- The LEADER approach will cover the 57 % of the rural population. Almost 280 new jobs are to be created and nearly 11 % of the rural population will benefit from new or improved infrastructure thanks to fresh investment.
- Food chain organisation, including processing and marketing of agricultural products, animal welfare, risk management in agriculture, training and farm advisory services will be addressed only through nationally funded measures.

Examples of key challenges

- Almost 80 % of Bavaria's inhabitants live in rural areas that are facing structural changes.
- Rural areas are characterized by a persistent loss of business activity, migration of the labour force, and demographic changes.
- The agricultural sector is characterized by a high proportion of part-time farmers and small farms.
- The key environmental challenges in Bavaria remain climate change, a loss of permanent grassland, nitrate pollution of surface and groundwater bodies, the continued loss of biodiversity, erosion, and land conversion for housing and infrastructure.

Source: DG AGRI, *Factsheet on 2014-2020 Rural Development Programme for the German Land Bavaria*, February 2015.
http://ec.europa.eu/agriculture/rural-development-2014-2020/country-files/de/factsheet-bavaria_en.pdf

2. RDP focus areas: planned expenditure, measures and 2023 targets

This section illustrates each rural development priority (P) with a focus on: the indicative budget per Focus Area (FA) and its breakdown by selected measure; and the relation between the indicative planned total public expenditure and the expected 2023 targets set by the Managing Authority for each focus area.

P1 - Knowledge transfer & innovation:

Fostering knowledge transfer and innovation in agriculture, forestry, and rural areas

Priority 1 is considered a cross-cutting priority: the budget under Priorities 2 - 6 contributes to the achievement of Priority 1 targets.

Focus Area 1A. Innovation & cooperation

Target indicator	Value
T1 - % of expenditure under Articles 14, 15 and 35 of Regulation (EU) No 1305/2013 in relation to the total expenditure for the RDP	0.2 %

Focus Area 1B. Links with research & innovation

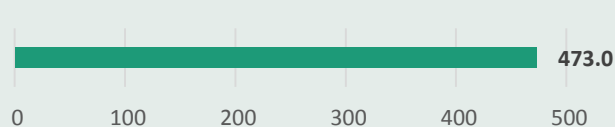
Target indicator	Value
T2 - Total number of cooperation operations supported under the cooperation measure (Article 35 of Regulation (EU) No 1305/2013) (groups, networks/clusters, pilot projects...),	12
of which: Nr of EIP operational groups to be supported (establishment and operation)	8

P2 – Competitiveness:

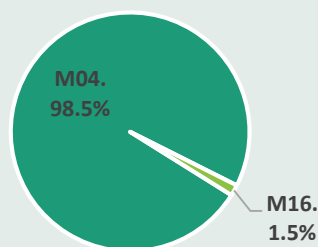
Enhancing farm viability and competitiveness of all types of agriculture in all regions and promoting innovative farm technologies and sustainable management of forest

Focus Area 2A. Farm's performance, restructuring & modernization

Total public budget (million EUR)



Breakdown of FA budget by measure (%)



Target indicator	Value
T4 - % of agricultural holdings with RDP support for investments in restructuring or modernisation	4.8 %

P4 – Ecosystems management: Restoring, preserving and enhancing ecosystems related to agriculture and forestry

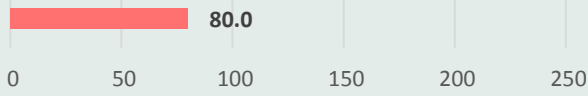
Focus Areas	Total public budget (million EUR)
4A. Biodiversity's restoration, preservation & enhancement 4B. Water management 4C. Soil erosion & soil management	1 945.4

Target indicator	Value	Breakdown of FA budget by measure (%)	Measure	m EUR
T9 - % of agricultural land under management contracts supporting biodiversity and/or landscapes	13.0 %		M04	14.0
T10 - % of agricultural land under management contracts to improve water management	2.7 %		M10	743.4
T12 - % of agricultural land under management contracts to improve soil management and/or prevent soil erosion	2.2 %		M11	412.0
			M13	776.0

P5 - Resource efficiency & climate: Promoting resource efficiency and supporting the shift towards a low carbon and climate resilient economy in agriculture, food and forestry sectors

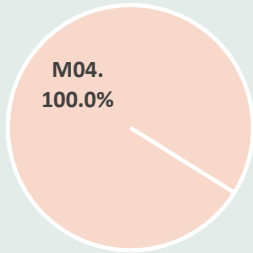
Focus Area 5B. Energy use efficiency

Total public budget (million EUR)



Breakdown of FA budget by measure (%)

Measure	m EUR
M04	80.0



Target indicator


Value

T15 - Total investment for energy efficiency (EUR)

400 m

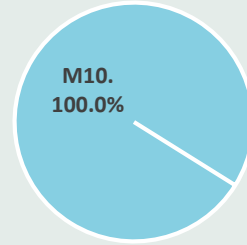
Focus Area 5D. Greenhouse Gas (GHG) & ammonia emissions

Total public budget (million EUR)



Breakdown of FA budget by measure (%)

Measure	m EUR
M10	76.6



Target indicator

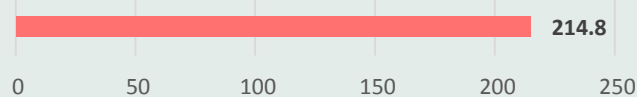
Value

T18 - % of agricultural land under management contracts targeting reduction of GHG and/or ammonia emissions

7.0 %

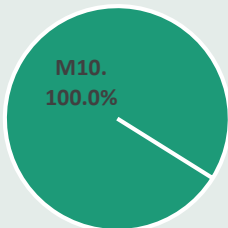
Focus Area 5E. Carbon conservation & sequestration

Total public budget (million EUR)



Breakdown of FA budget by measure (%)

Measure	m EUR
M10	214.8



Target indicator

Value

T19 - % of agricultural and forest land under management contracts contributing to carbon sequestration and conservation

3.8 %

P6 - Social inclusion & local development: Promoting social inclusion poverty reduction and economic development in rural areas

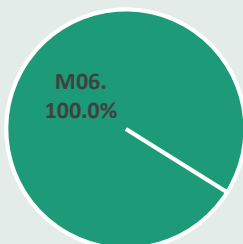
Focus Area 6A. Diversification & job creation

Total public budget (million EUR)



Breakdown of FA budget by measure (%)

Measure	m EUR
M06	11.5



Target indicator

Value

T20 - Jobs created in supported projects

180

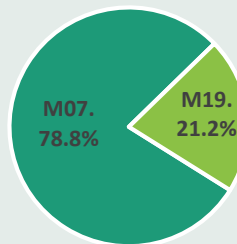
Focus Area 6B. Local development

Total public budget (million EUR)



Breakdown of FA budget by measure (%)

Measure	m EUR
M07	584.5
M19	157.0



Target indicator

Value

T21 - % of rural population covered by local development strategies

56.7%

T22 - % of rural population benefiting from improved services/infrastructures

10.3%

T23 - Jobs created in supported projects (LEADER)

100

3. Planned expenditure per priority

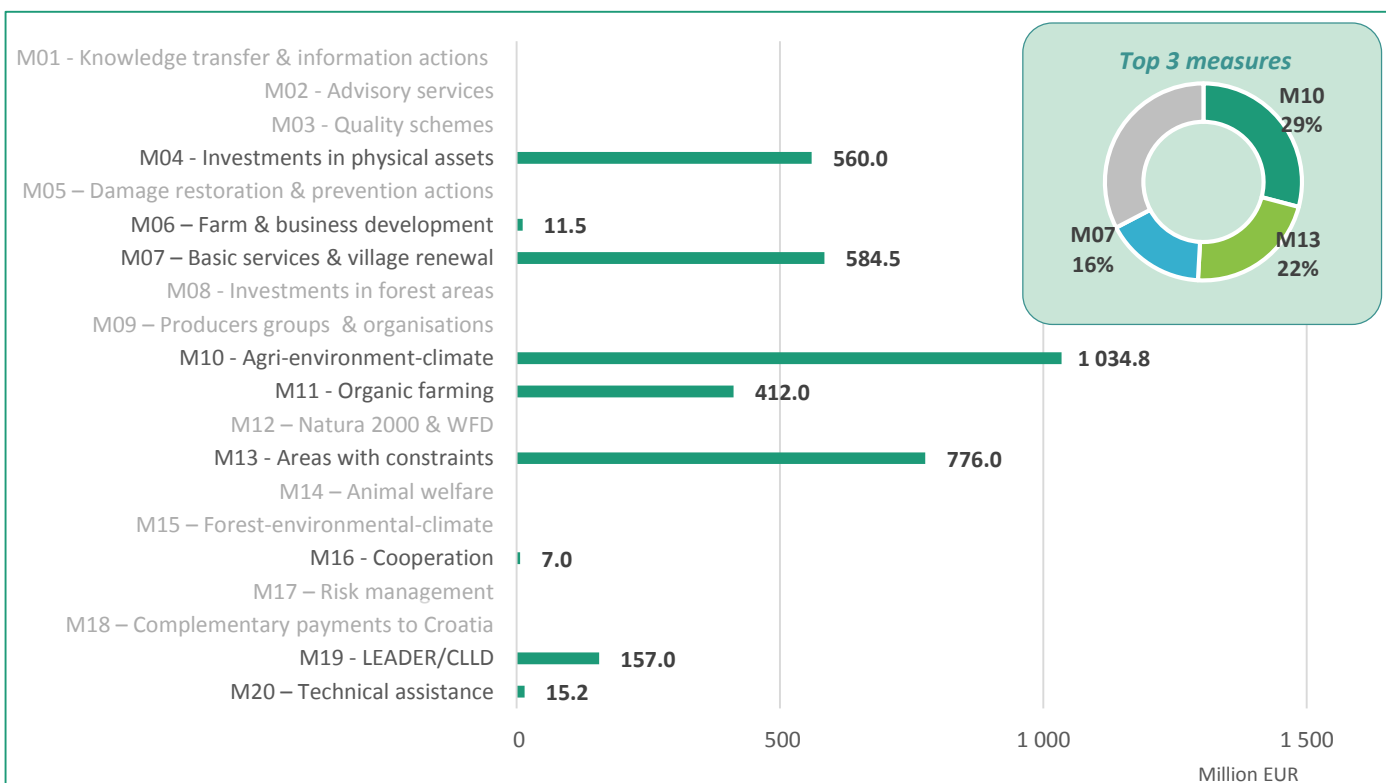
The following table shows how the planned total public expenditure (comprising the EAFRD support and the national contribution) is allocated between rural development priorities. Priority 1 is considered to be cross-cutting and no separate financial allocation is shown as the expenditure is distributed across other focus areas.

Priority	Total public expenditure per priority (million EUR)	% of total public expenditure*	
P1 - Knowledge transfer & innovation	P2 - Competitiveness	473.0	13.3 %
	P3 - Food chain & risk management		
	P4 - Ecosystems management	1 945.4	54.7 %
	P5 - Resource efficiency & climate	371.4	10.4 %
	P6 - Social inclusion & local development	753.0	21.2 %

* Figures do not add up to 100 % because the budget for technical assistance is not included. The budget for technical assistance is available in Section 4.

4. Planned expenditure per measure (million EUR)

The following chart shows the indicative planned total public expenditure per measure (comprising the EAFRD support and the national contribution). The measures illustrated in the chart are the complete list of measures selected within the RDP. Measures in color light gray were not selected by the Lander.



5. Choice of measures by priority and focus areas

The following chart shows which priorities and focus areas are selected in the RDP and the combination of measures used to address them. For each measure the budget breakdown per focus area is given. Priority 1 is considered to be cross-cutting and no separate financial allocation is shown as the expenditure is distributed across other focus areas. Expenditure under Priority 4 is programmed for the priority as a whole, not for individual focus areas.

Priority	P1 Knowledge transfer & innovation			P2 Competitiveness		P3 Food chain & risk management		P4 Ecosystems management			P5 Resource efficiency & climate				P6 Social inclusion & local development			Total	Planned expenditure (million EUR)				
	1A - Innovation & cooperation	1B - Links with research & innovation	1C - Lifelong learning & vocational training	2A - Farm's performance, restructuring & modernisation	2B - Entry of skilled/younger farmers	3A - Agri-food chain integration & quality	3B - Risk prevention & management	4A - Biodiversity's restoration, preservation & enhancement	4B - Water management	4C - Soil erosion & soil management	5A - Water use efficiency	5B - Energy use efficiency	5C - Renewable sources & waste management	5D - Greenhouse gas & ammonia emissions	5E - Carbon conservation & sequestration	6A - Diversification & job creation	6B - Local development			6C - ICT - Information & communication technologies			
M01 - Knowledge transfer & information actions																							
M02 - Advisory services																							
M03 - Quality schemes																							
M04 - Investments in physical assets				83%				2.5%			14%										100%	560.0	
M05 – Damage/restoration /prevention actions																							
M06 – Farm & business development																100%					100%	11.5	
M07 – Basic services & village renewal																	100%				100%	584.5	
M08 - Investments in forest areas																							
M09 – Producers groups & organisations																							
M10 - Agri-environment-climate								72%					7%	21%							100%	1034.8	
M11 - Organic farming								100%													100%	412.0	
M12 – Natura 2000 & WFD																							
M13 - Areas with constraints								100%													100%	776.0	
M14 – Animal welfare																							
M15 – Forest-environmental-climate																							
M16 - Cooperation				100%																	100%	7.0	
M17 – Risk management																							
M18 – Complementary payments to Croatia																							
M19 - LEADER/CLLD																100%					100%	157.0	

6. Additional info

Date of RDP approval	13/02/2015
German National Rural Network	Netzwerk Ländliche Räume http://www.netzwerk-laendlicher-raum.de/
Managing authority	Name Bayerisches Staatsministerium für Ernährung, Landwirtschaft und Forsten (StMELF), Federführung: Referat G6, fachlich zuständig: Fachreferate des StMELF sowie Abteilung 6 des Staatsministeriums für Umwelt und Verbraucherschutz (StMUV)
Paying agency	Bayerisches Staatsministerium für Ernährung, Landwirtschaft und Forsten (StMELF), Abteilung P
RDP country documents	http://ec.europa.eu/agriculture/rural-development-2014-2020/country-files/de_en.htm
National Partnership Agreement summary (ENG)	http://ec.europa.eu/contracts_grants/pa/partnership-agreement-germany-summary_en.pdf
Partnership Agreement	http://ec.europa.eu/agriculture/rural-development-2014-2020/country-files/de_en.htm
Rural Development Regulation 2014-2020	Regulation (EU) N° 1305/2013 of the European Parliament and of the Council on support for rural development by the European Agricultural Fund for Rural Development (EAFRD) [PDF en]

Source of information: All data and the figures presented in this summary come from the European Commission approved version of the Germany – Bavaria 2014-2020 Rural Development Programme. The examples of expected achievements and key challenges on page 1 were retrieved from: DG AGRI, *Factsheet on 2014-2020 Rural Development Programme for the German Land Bavaria*, February 2015.

Disclaimer: This document aims to provide an accessible summary of selected RDP content. The information provided should not be considered a comprehensive account of the original RDP content.

Summary version: Version 1

Last updated: September 2015

Corresponding RDP: DE - Bavaria 2014-2020 RDP, code 2014DE06RDRP004, version 1.3, approved 13/02/2015.



The European Network for
Rural Development

ENRD Contact Point
Rue de la Loi, 38 Boîte n.4 - 1040
Brussels, Belgium
Tel. +32 2 801 38 00
email: info@enrd.eu
website: <http://enrd.ec.europa.eu/>