

1. General information

Geographical Area	Country	Czech Republic
	Region	/
Rural population (1)	Inhabitants (5)	8.0 million
	% of total population (4)	75.8 %
	Density - Inhab/km2 (5)	118.3
Rural area (1)	Km2 (4)	67 352
	% of total area (4)	85.4 %
Agricultural area <i>Total Utilised Agricultural Area (UAA)</i>	Ha (4)	3.5 million
	% of total territory (4)	44.3 %
Forest and other wooded land	Ha (4)	2.6 million
	% of total area (4)	33.0 %
Total employment	People (3)	5.1 million
Rural employment (1)	% of total workforce (2)	71.3 %

Data source: Czech Republic 2014-2020 Rural Development Programme (RDP). Note: (1) OECD definition applies, including intermediate and predominantly rural regions; (2) 2010 data; (3) 2012 data; (4) 2013 data; (5) 2013, calculation based on 2014 total inhabitants.

EAFRD* support:
EUR 2 305 673 996
*2.4 % of Total EAFRD
support for EU-28*



**National
contribution:**
EUR 768 557 998

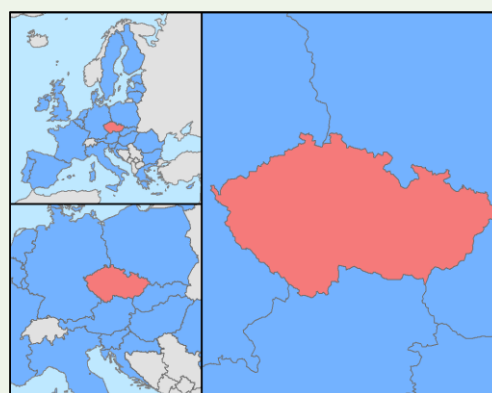


**Planned total public
expenditure:**
EUR 3 074 231 994

* European Agricultural Fund for Rural Development (EAFRD)

Primary sector contribution to Gross Value Added (GVA)	% of total (3)	2.3 %
No of agricultural holdings	No (4)	26 246
Average farm size	ha UAA/holding (4)	133
High Nature Value farming	% of total UAA (3)	11.1 %
Farmland Birds Index (FBI)	Index 2000 = 100	75.9
	<i>From 2000 to 2013 the FBI measuring the relative abundance of farmland bird species decreased by 24.1%.</i>	

Map: Czech Republic



Examples of expected achievements

- The RDP for the Czech Republic focuses mainly on ensuring the sustainable management of natural resources and encouraging climate friendly farming practices, with around 25 % of agricultural land under contract to protect biodiversity, 11 % to improve water management and 12 % to protect soil. Nearly 870 000 ha of farmland will be subject to voluntary agri-environmental and climate-related commitments by farmers, who will receive training and advice.
- The second focus is to increase the competitiveness of agriculture and forestry as well as that of the food industry aiming to provide investment support to 3 500 farms, almost 1 450 investment projects in forestry technologies and 830 projects in the food industry. It will also support around 420 land consolidation projects, it will build and/or modernize 830 km of forest roads and will invest in modern technologies on around 900 private forestry enterprises.
- Almost 250 cooperation projects are to be supported including 20 projects within EIP Operational Groups,.
- The RDP will support renewable energy investments to process agricultural waste and it will also support the afforestation of 1 000 ha of agricultural land in order to increase CO2 sequestration.
- The RDP will also help boosting the rural economy by creating almost 1 900 new jobs. Generational renewal will be enhanced by providing start-up support to 750 young farmers. Only priority 6 will create 750 jobs and will support 160 Local Action Groups (LAGs) in the context of multi-funded CLLD initiatives.
- Knowledge transfer and advisory services will provide training to almost 19 000 participants and specific advisory services to 3 000.

Examples of key challenges

- In the Czech Republic 50 % of the agricultural land is classified as affected by natural constraints limiting its production potential.
- The countryside is mainly uplands and highlands. 61 % of its territory is 400 m or more above sea level.
- Only 14 % of species and habitats are in a favourable state. 40 % of agricultural land is at risk of soil erosion.
- Over 80 % of rural people commute to work. This reduces the demand for products and services produced in rural areas and the feasibility of entrepreneurship in rural areas.
- Around 90 % of farms are small and cover only 30 % of the agricultural area.
- The average labour productivity in agriculture has been increasing, but this is still lower than the average for the EU.

Source: DG AGRI, **Factsheet on 2014-2020 Rural Development Programme for the Czech Republic**, May 2015.

http://ec.europa.eu/agriculture/rural-development-2014-2020/country-files/cz/factsheet_en.pdf

2. RDP focus areas: planned expenditure, measures and 2023 targets

This section illustrates each rural development priority (P) with a focus on: the indicative budget per Focus Area (FA) and its breakdown by selected measure; and the relation between the indicative planned total public expenditure and the expected 2023 targets set by the Managing Authority for each focus area. The target indicators identified with the country code (CZ) are specific to the Czech RDP.

P1 - Knowledge transfer & innovation: Fostering knowledge transfer and innovation in agriculture, forestry, and rural areas

Priority 1 is considered a cross-cutting priority: the budget under Priorities 2 - 6 contributes to the achievement of Priority 1 targets.

Focus Area 1A. Innovation & cooperation

Target indicator	Value
T1 - % of expenditure under Articles 14, 15 and 35 of Regulation (EU) No 1305/2013 in relation to the total expenditure for the RDP	3.8 %

Focus Area 1B. Links with research & innovation

Target indicator	Value
T2 - Total number of cooperation operations supported under the cooperation measure (Article 35 of Regulation (EU) No 1305/2013) (groups, networks/clusters, pilot projects...), of which: Nr of EIP operational groups to be supported (establishment and operation)	244 20


Focus Area 1C. Lifelong learning & vocational training

Target indicator	Value
T3 - Total number of participants trained under Article 14 of Regulation (EU) No 1305/2013	18 850

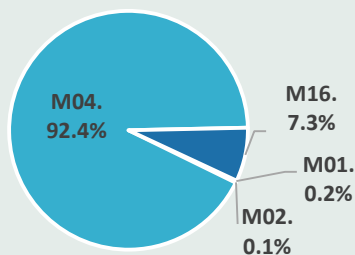
P2 – Competitiveness: Enhancing farm viability and competitiveness of all types of agriculture in all regions and promoting innovative farm technologies and sustainable management of forest

Focus Area 2A. Farm's performance, restructuring & modernization

Total public budget (million EUR)




Breakdown of FA budget by measure (%)



Target indicator	Value
T4 - % of agricultural holdings with RDP support for investments in restructuring or modernisation	13.3 %

Focus Area 2B. Entry of skilled/younger farmers

Total public budget (million EUR)



Breakdown of FA budget by measure (%)



Target indicator	Value
T5 - % of agricultural holdings with RDP supported business development plan/investments for young farmers	2.9 %


P2 – Competitiveness: Enhancing farm viability and competitiveness of all types of agriculture in all regions and promoting innovative farm technologies and sustainable management of forest

P3 – Food chain & risk management: Promoting food chain organisation, including processing and marketing of agricultural products, animal welfare and risk management in agriculture


Focus Area 2C. Improvement of economic value of forestry and development of forest areas

Focus Area 3A. Agri-food chain integration & quality

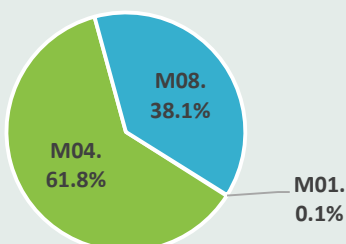
Total public budget (million EUR)



Total public budget (million EUR)

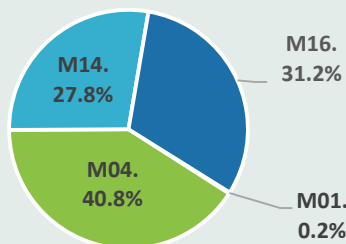


Breakdown of FA budget by measure (%)



Measure m EUR

Breakdown of FA budget by measure (%)



Measure m EUR

Target indicator

Value

CZ01 - Improving the structure of the LDS - increased density

0.2

Target indicator

Value

T6 - % of agricultural holdings receiving support for participating in quality schemes, local markets and short supply circuits, and producer groups/organisations

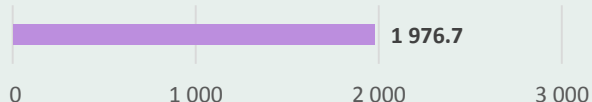
0.3 %

P4 – Ecosystems management: Restoring, preserving and enhancing ecosystems related to agriculture and forestry

Focus Areas

- 4A. Biodiversity's restoration, preservation & enhancement
- 4B. Water management
- 4C. Soil erosion & soil management

Total public budget (million EUR)



Target indicator

Value

T8 - % of forest/other wooded area under management contracts supporting biodiversity

0.1 %

T9 - % of agricultural land under management contracts supporting biodiversity and/or landscapes

24.3 %

T10 - % of agricultural land under management contracts to improve water management

11.4 %

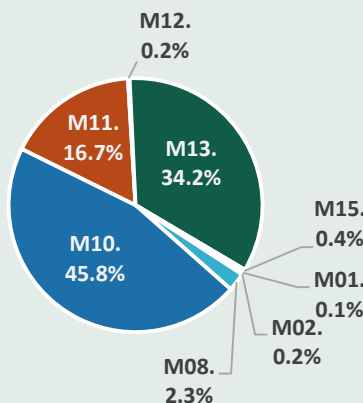
T12 - % of agricultural land under management contracts to improve soil management and/or prevent soil erosion

12.4 %

T13 - % of forestry land under management contracts to improve soil management and/or prevent soil erosion

0.5 %

Breakdown of FA budget by measure (%)



Measure m EUR

P5 - Resource efficiency & climate: Promoting resource efficiency and supporting the shift towards a low carbon and climate resilient economy in agriculture, food and forestry sectors

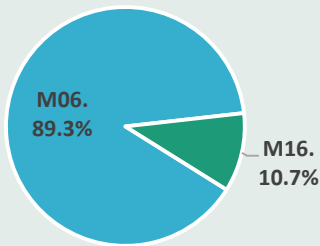
Focus Area 5C. Renewable sources & waste management

Total public budget (million EUR)



Breakdown of FA budget by measure (%)


Measure	m EUR
M06	12.3
M16	1.5



Target indicator	Value
T16 - Total investment in renewable energy production (EUR)	25.8 m

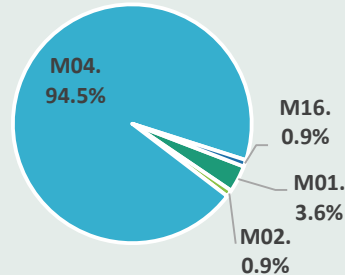
Focus Area 5E. Carbon conservation & sequestration

Total public budget (million EUR)



Breakdown of FA budget by measure (%)

Measure	m EUR
M01	0.02
M08	10.4

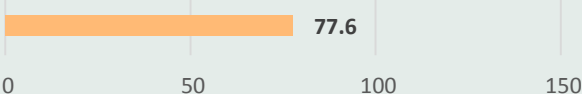


Target indicator	Value
T19 - % of agricultural and forest land under management contracts contributing to carbon sequestration and conservation	0.02 %

P6 - Social inclusion & local development: Promoting social inclusion poverty reduction and economic development in rural areas

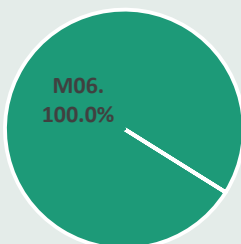
Focus Area 6A. Diversification & job creation

Total public budget (million EUR)



Breakdown of FA budget by measure (%)

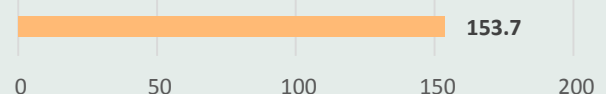
Measure	m EUR
M06	77.6



Target indicator	Value
T20 - Jobs created in supported projects	1 100

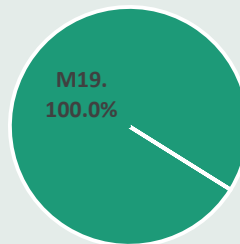
Focus Area 6B. Local development

Total public budget (million EUR)



Breakdown of FA budget by measure (%)

Measure	m EUR
M19	153.7



Target indicator	Value
T21 - % of rural population covered by local development strategies	66.5 %
T23 - Jobs created in supported projects (LEADER)	750

3. Planned expenditure per priority

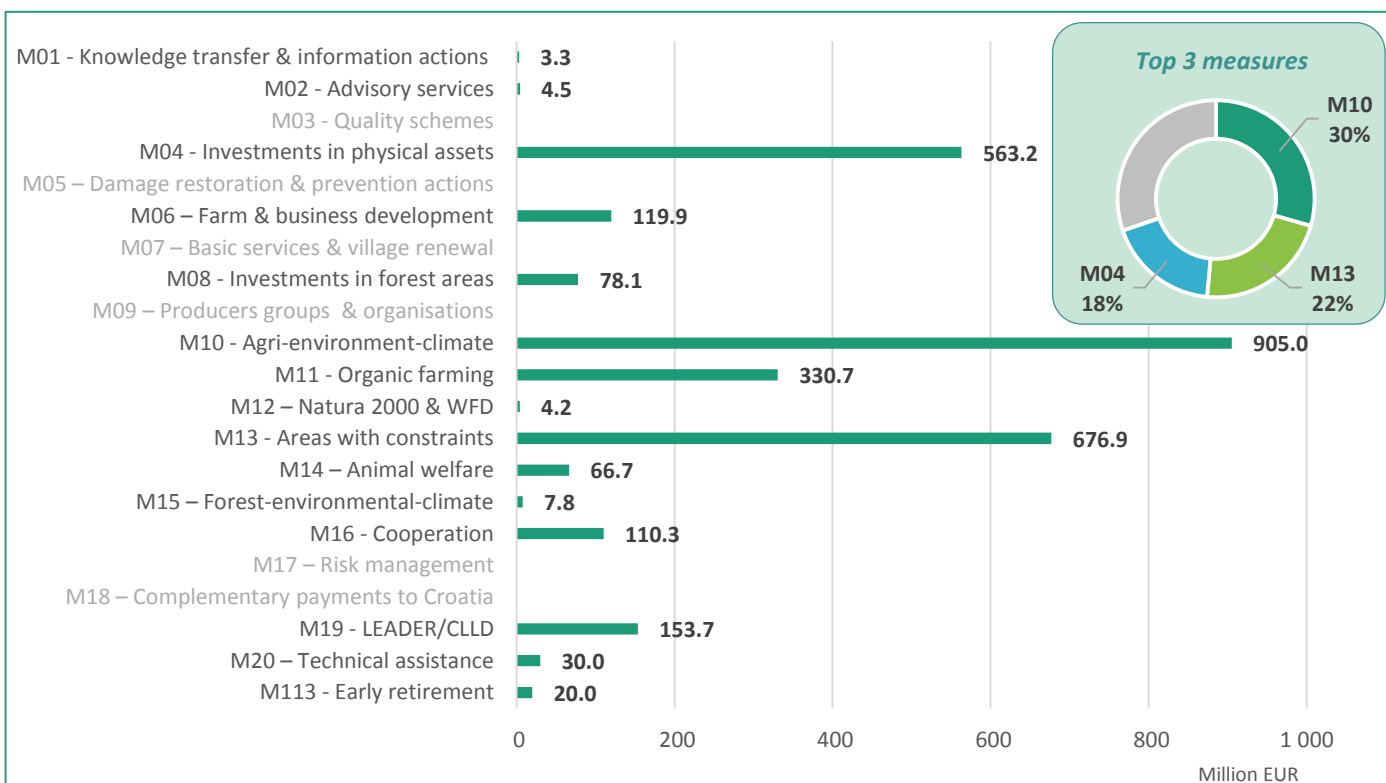
The following table shows how the planned total public expenditure (comprising the EAFRD support and the national contribution) is allocated between rural development priorities. Priority 1 is considered to be cross-cutting and no separate financial allocation is shown as the expenditure is distributed across other focus areas.

Priority	Total public expenditure per priority (million EUR)	% of total public expenditure*	
P1 - Knowledge transfer & innovation	P2 - Competitiveness	552.1	18.0 %
	P3 - Food chain & risk management	240.0	7.8 %
	P4 - Ecosystems management	1 976.7	64.3 %
	P5 - Resource efficiency & climate	24.2	0.8 %
	P6 - Social inclusion & local development	231.3	7.5 %

* Figures do not add to 100 % because the budget for technical assistance is not included. The budget for technical assistance is available in Section 4.

4. Planned expenditure per measure (million EUR)

The following chart shows the indicative planned total public expenditure per measure (comprising the EAFRD support and the national contribution). The measures illustrated in the chart are the complete list of measures selected within the RDP. Measures in color light gray were not selected by the Member State.



5. Choice of measures by priority and focus areas

The following chart shows which priorities and focus areas are selected in the RDP and the combination of measures used to address them. For each measure the budget breakdown per focus area is given. Priority 1 is considered to be cross-cutting and no separate financial allocation is shown as the expenditure is distributed across other focus areas. Expenditure under Priority 4 is programmed for the priority as a whole, not for individual focus areas.

Priority	P1 Knowledge transfer & innovation			P2 Competitiveness			P3 Food chain & risk management		P4 Ecosystems management			P5 Resource efficiency & climate			P6 Social inclusion & local development			Total	Planned expenditure (million EUR)		
	1A - Innovation & cooperation	1B - Links with research & innovation	1C - Lifelong learning & vocational training	2A - Farm's performance, restructuring & modernisation	2B - Entry of skilled/younger farmers	2C - Forestry	3A - Agri-food chain integration & quality	3B - Risk prevention & management	4A - Biodiversity's restoration, preservation & enhancement	4B - Water management	4C - Soil erosion & soil management	5A - Water use efficiency	5B - Energy use efficiency	5C - Renewable sources & waste management	5D - Greenhouse gas & ammonia emissions	5E - Carbon conservation & sequestration	6A - Diversification & job creation			6B - Local development	6C - ICT - Information & communication technologies
M01 - Knowledge transfer & information actions				22%	2%	2%	12%		62%							1%				100%	3.3
M02 - Advisory services				15%					85%											100%	4.5
M03 - Quality schemes																					
M04 - Investments in physical assets				76%		6%	17%													100%	563.2
M05 - Damage/restoration /prevention actions																					
M06 - Farm & business development					25%									10%			65%			100%	119.9
M07 - Basic services & village renewal																					
M08 - Investments in forest areas						28%			59%							13%				100%	78.1
M09 - Producers groups & organisations																					
M10 - Agri-environment-climate									100%											100%	905
M11 - Organic farming									100%											100%	330.7
M12 - Natura 2000 & WFD									100%											100%	4.2
M13 - Areas with constraints									100%											100%	676.9
M14 - Animal welfare							100%													100%	66.7
M15 - Forest-environmental-climate									100%											100%	7.8
M16 - Cooperation				31%			68%							1%						100%	110.3
M17 - Risk management																					
M18 - Complementary payments to Croatia																					
M19 - LEADER/CLLD																		100%		100%	153.7

6. Additional info

Date of RDP approval	26/05/2015
National Rural Network	Celostátní síť pro venkov
Managing authority	Ministerstvo zemědělství
Paying agency	Státní zemědělský intervenční fond
RDP country documents	http://eagri.cz/public/web/mze/dotace/program-rozvoje-venkova-na-obdobi-2014/
National Partnership Agreement summary	http://ec.europa.eu/contracts_grants/pa/partnership-agreement-czech-summary_en.pdf
Partnership Agreement	http://strukturalni-fondy.cz/cs/Fondy-EU/2014-2020
Rural Development Regulation 2014-2020	Regulation (EU) N° 1305/2013 of the European Parliament and of the Council on support for rural development by the European Agricultural Fund for Rural Development (EAFRD) [PDF en]

Source of information: All data and the figures presented in this summary come from the European Commission approved version of the Czech Republic 2014-2020 Rural Development Programme. The examples of expected achievements and key challenges on page 1 were retrieved from: DG AGRI, Factsheet on 2014-2020 Rural Development Programme for the Czech Republic, May 2015.

Disclaimer: This document aims to provide an accessible summary of selected RDP content. The information provided should not be considered a comprehensive account of the original RDP content.

Summary version: Version 1

Last updated: September 2015

Corresponding RDP: Czech 2014-2020 RDP, code 2014CZ06RDNP001, version 1.3, approved 26/05/2015.



The European Network for
Rural Development

ENRD Contact Point
Rue de la Loi, 38 Boîte n.4 - 1040
Brussels, Belgium
Tel. +32 2 801 38 00
email: info@enrd.eu
website: <http://enrd.ec.europa.eu/>