

1. General information

Geographical Area	Country	Bulgaria
	Region	/
Rural population (1)	Inhabitants (5)	6.0 million
	% of total population (5)	82.1 %
	Density - Inhab/km ² (6)	54.6
Rural area (1)	Km ² (4)	109 569
	% of total area (4)	98.8 %
Agricultural area <i>Total Utilised Agricultural Area (UAA)</i>	Ha (3)	4.5 million
	% of total territory (7)	40.4 %
Forest and other wooded land	Ha (3)	3.9 million
	% of total area (3)	36.1 %
Total employment	People (4)	3.3 million
Rural employment (1)	% of total workforce (2)	75.2 %

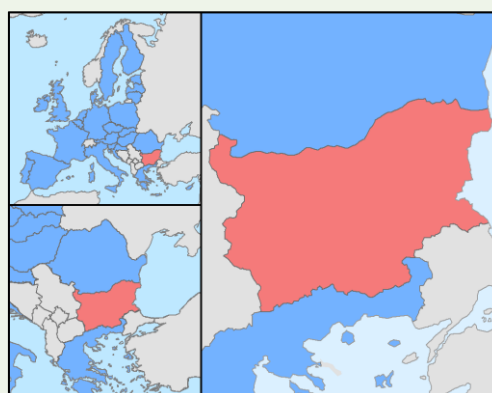
Data source: Bulgaria 2014-2020 Rural Development Programme (RDP). Note: (1) OECD definition applies, including intermediate and predominantly rural regions; (2) 2009 data; (3) 2010 data; (4) 2012 data; (5) 2013 data; (6) 2013, calculation based on 2012 proportion of rural areas; (7) 2010, calculation based on 2012 total MS territory.

EAFRD* support: EUR 2 366 716 966 <small>2.5 % of Total EAFRD support for EU-28</small>	+	National contribution: EUR 551 131 237	=	Planned total public expenditure: EUR 2 917 848 203
---	---	---	---	--

* European Agricultural Fund for Rural Development (EAFRD)

Primary sector contribution to Gross Value Added (GVA)	% of total (4)	6.4 %
No of agricultural holdings	No (3)	370 490
Average farm size	ha UAA/holding (3)	12.1
High Nature Value farming	% of total UAA (3)	32.4 %
Farmland Birds Index (FBI)	Index 2000 = 100	89.0
	<i>From 2000 to 2012 the FBI measuring the relative abundance of farmland bird species decreased by 11.0 %.</i>	

Map: Bulgaria



Examples of expected achievements

- In order to improve the competitiveness and achieve a balanced development of the country's agri-food and forestry sectors, about 3 500 agriculture holdings and about 120 companies active in the forestry sector are expected to receive investment support. More than 4 000 small farmers will receive support to develop their farms and 1 630 young farmers will receive start up aid to launch their businesses. Around 4 800 people employed in the agricultural and forestry sectors will be trained.
- Under the objective of protection and sustainable management of ecosystems, efficient use of natural resources and mitigation and adaptation to climate change, support will cover about 46 000 ha. Agri-environment-climate measures will be implemented on 113 000 ha and 60 000 ha in designated Natura 2000 areas will benefit from compensatory support.
- Payments for areas with natural constraints are planned to cover 310 000 ha mountain areas and 220 000 ha of other areas.
- Renewable energy production will be supported via 335 investment operations, and another 505 will target improved energy efficiency in the agricultural sector and food processing industry. Investments in livestock management in view of reducing Greenhouse Gas (GHG) and/or ammonia emissions will affect more than 18 000 Livestock Units (LU). Over 2 000 ha of agricultural and forest land will be under management contracts contributing to carbon sequestration and conservation.
- Under the objective of socio-economic development of rural areas, more than 4 200 jobs will be created through diversification and development of small enterprises, and another 600 jobs via the implementation of Local Development Strategies (LDS).

Examples of key challenges

- In Bulgaria the structure of agricultural holdings is polarised - although an average holding in Bulgaria utilises 12 ha of land, 91 % of the country's 370 500 agricultural holdings have less than 5 ha.
- Certain traditional agricultural sectors (e.g. fruit and vegetables, livestock) are underperforming and experiencing structural difficulties and are in need for technological modernisation, short supply chains, restructuring, and generation renewal.
- Nitrates Vulnerable Zones (NVZ) cover 34.5 % of the territory and 69 % of agricultural areas. Land abandonment or intensification of agricultural production create risk for biodiversity, inefficient use of natural resources and negative impact on water and soil.
- Other challenges include depopulation and lower economic activity in rural areas, accompanied by poor quality of basic services for the rural population and outdated public infrastructure, social and cultural facilities.

Source: DG AGRI, *Factsheet on 2014-2020 Rural Development Programme for Bulgaria*, May 2015
http://ec.europa.eu/agriculture/rural-development-2014-2020/country-files/bg/factsheet_en.pdf

2. RDP focus areas: planned expenditure, measures and 2023 targets

This section illustrates each rural development priority (P) with a focus on: the indicative budget per Focus Area (FA) and its breakdown by selected measure; and the relation between the indicative planned total public expenditure and the expected 2023 targets set by the Managing Authority for each focus area. The target indicators identified with the country code (BG) are specific to the Bulgarian Programme.

P1 - Knowledge transfer & innovation: Fostering knowledge transfer and innovation in agriculture, forestry, and rural areas

Priority 1 is considered a cross-cutting priority: the budget under Priorities 2 - 6 contributes to the achievement of Priority 1 targets.

Focus Area 1A. Innovation & cooperation

Target indicator	Value
T1 - % of expenditure under Articles 14, 15 and 35 of Regulation (EU) No 1305/2013 in relation to the total expenditure for the RDP	2.7 %

Focus Area 1B. Links with research & innovation

Target indicator	Value
T2 - Total number of cooperation operations supported under the cooperation measure (Article 35 of Regulation (EU) No 1305/2013) (groups, networks/clusters, pilot projects...), of which: Nr of EIP operational groups to be supported (establishment and operation)	470 20


Focus Area 1C. Lifelong learning & vocational training

Target indicator	Value
T3 - Total number of participants trained under Article 14 of Regulation (EU) No 1305/2013	4 800

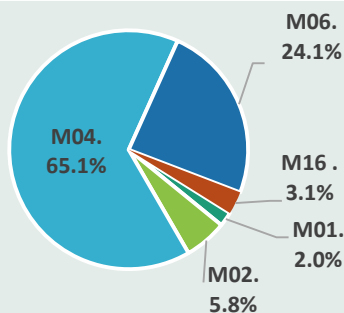
P2 – Competitiveness: Enhancing farm viability and competitiveness of all types of agriculture in all regions and promoting innovative farm technologies and sustainable management of forest

Focus Area 2A. Farm's performance, restructuring & modernization

Total public budget (million EUR)



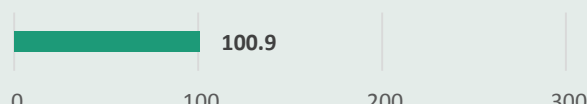
Breakdown of FA budget by measure (%)



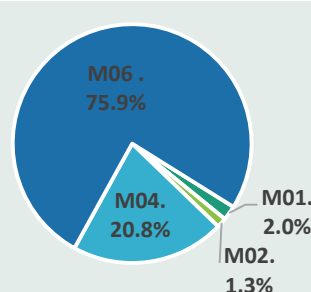
Target indicator	Value
T4 - % of agricultural holdings with RDP support for investments in restructuring or modernisation	0.9 %

Focus Area 2B. Entry of skilled/younger farmers

Total public budget (million EUR)




Breakdown of FA budget by measure (%)



Target indicator	Value
T5 - % of agricultural holdings with RDP supported business development plan/investments for young farmers	0.8 %

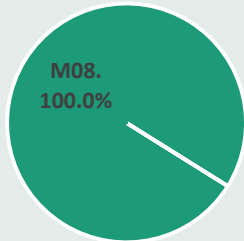
Focus Area 2C. Improvement of economic value of forestry and development of forest areas

Total public budget (million EUR)



Breakdown of FA budget by measure (%)

Measure	m EUR
M08	18.0



Target indicator

Value


BG01 - Companies that have received support

120

P3 – Food chain & risk management: Promoting food chain organisation, including processing and marketing of agricultural products, animal welfare and risk management in agriculture

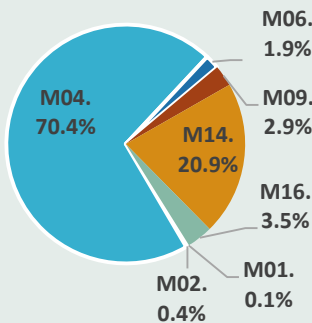
Focus Area 3A. Agri-food chain integration & quality

Total public budget (million EUR)



Breakdown of FA budget by measure (%)

Measure	m EUR
M01	0.2
M02	1.0
M04	191.9
M06	5.3
M09	7.8
M14	56.9
M16	9.6



Target indicator


Value

T6 - % of agricultural holdings receiving support for participating in quality schemes, local markets and short supply circuits, and producer groups/organisations

0.1 %

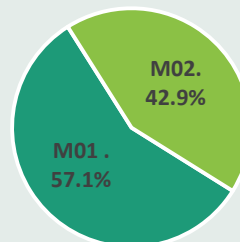
Focus Area 3B. Risk prevention & management

Total public budget (million EUR)



Breakdown of FA budget by measure (%)

Measure	m EUR
M01	0.2
M02	0.15



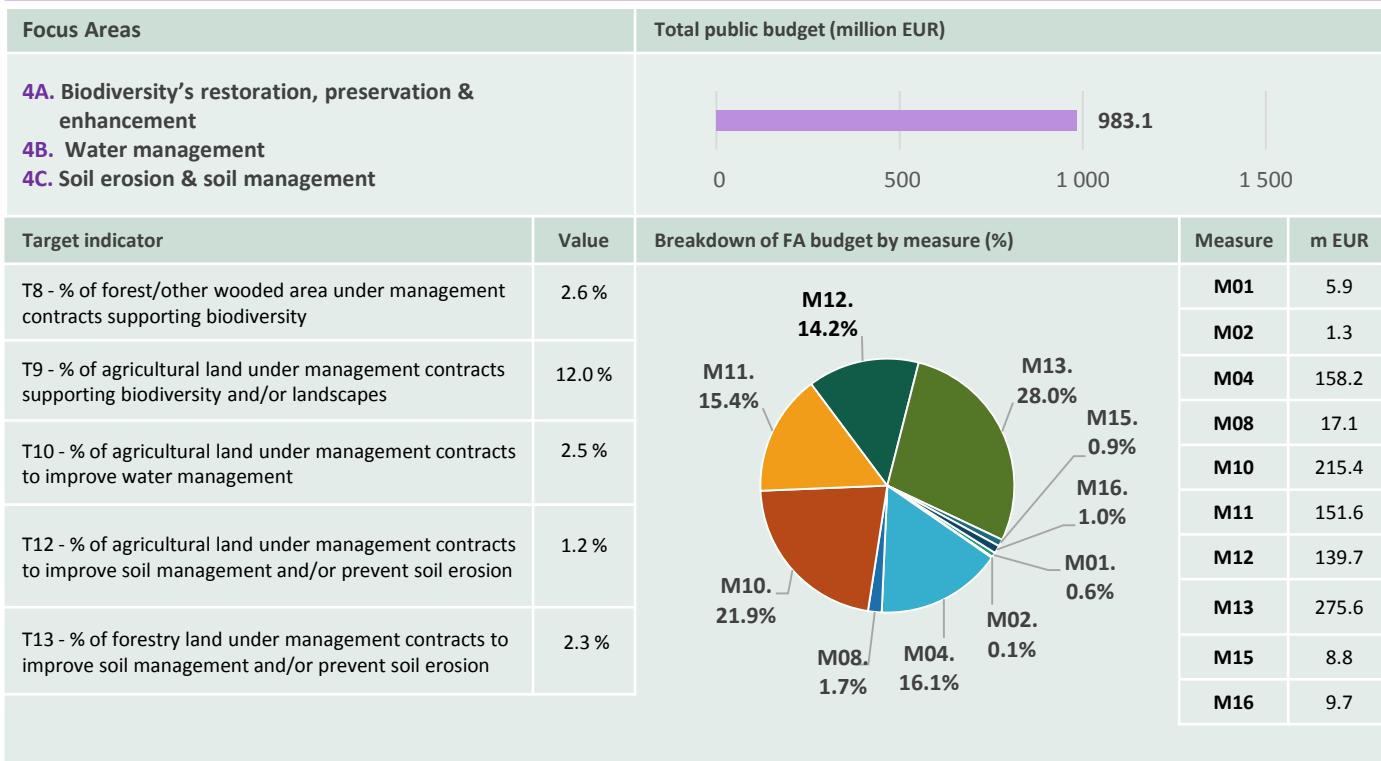
Target indicator

Value

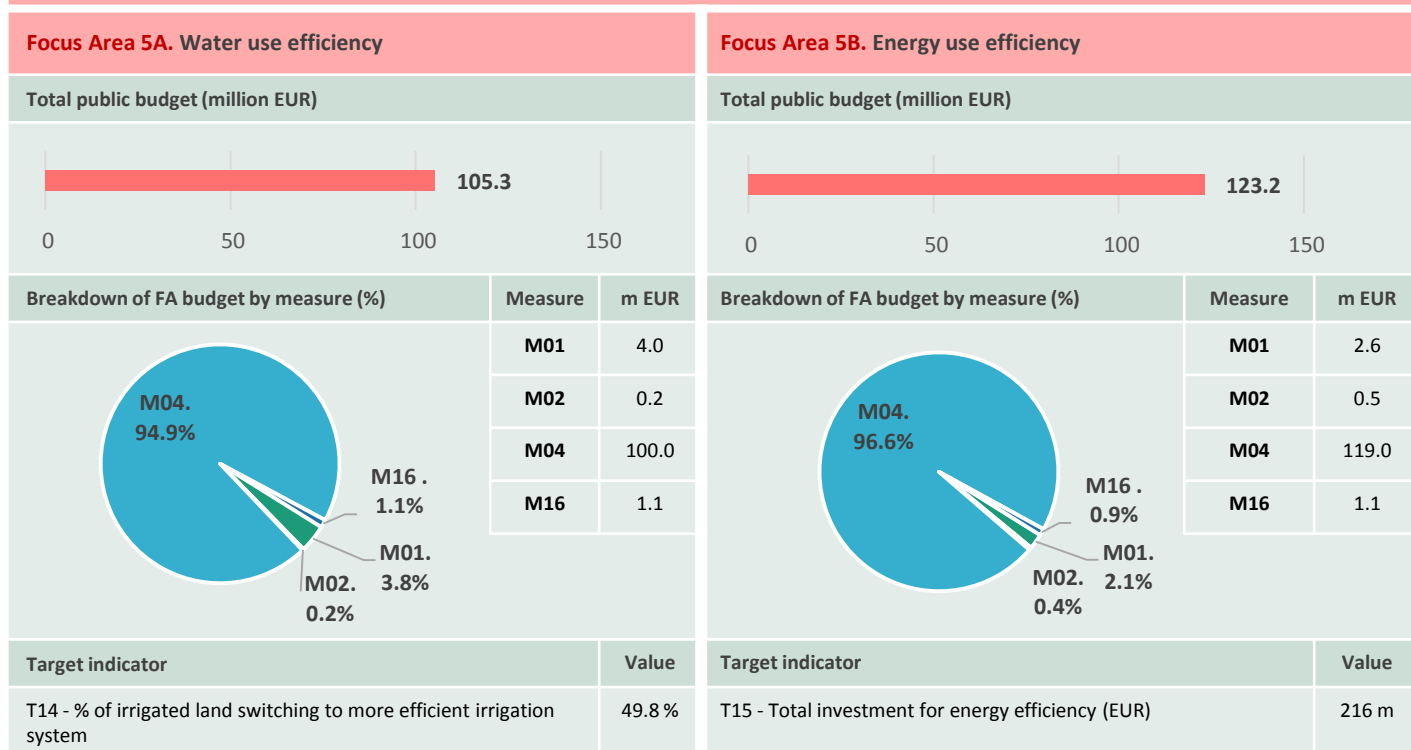
T7 - Number of participants in trainings under M01 - "Knowledge transfer and information actions"

200

P4 – Ecosystems management: Restoring, preserving and enhancing ecosystems related to agriculture and forestry



P5 - Resource efficiency & climate: Promoting resource efficiency and supporting the shift towards a low carbon and climate resilient economy in agriculture, food and forestry sectors



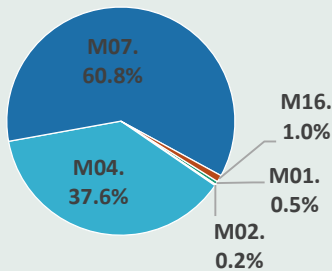
P5 - Resource efficiency & climate: Promoting resource efficiency and supporting the shift towards a low carbon and climate resilient economy in agriculture, food and forestry sectors

Focus Area 5C. Renewable sources & waste management

Total public budget (million EUR)



Breakdown of FA budget by measure (%)



Measure	m EUR
M01	0.6
M02	0.2
M04	43.3
M07	70.0
M16	1.1

Target indicator

Value

T16 - Total investment in renewable energy production (EUR)

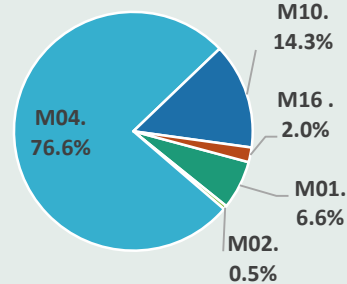
149 m

Focus Area 5D. Greenhouse Gas (GHG) & ammonia emissions

Total public budget (million EUR)



Breakdown of FA budget by measure (%)



Measure	m EUR
M01	3.7
M02	0.3
M04	42.8
M10	8.0
M16	1.1

Target indicator

Value

T17 - % of LU concerned by investments in live-stock management in view of reducing GHG and/or ammonia emissions


1.6 %

T18 - % of agricultural land under management contracts targeting reduction of GHG and/or ammonia emissions

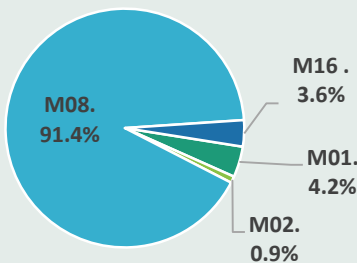
0.2 %

Focus Area 5E. Carbon conservation & sequestration

Total public budget (million EUR)



Breakdown of FA budget by measure (%)



Measure	m EUR
M01	1.3
M02	0.3
M08	28.5
M16	1.1

Target indicator

Value


T19 - % of agricultural and forest land under management contracts contributing to carbon sequestration and conservation

0.02 %

P6 - Social inclusion & local development: Promoting social inclusion poverty reduction and economic development in rural areas

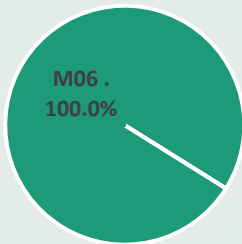
Focus Area 6A. Diversification & job creation

Total public budget (million EUR)



Breakdown of FA budget by measure (%)

Measure	m EUR
M06	127.9



Target indicator

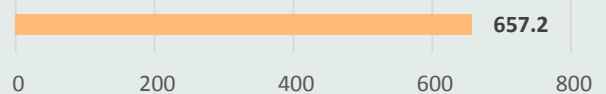
Value

T20 - Jobs created in supported projects

4 270

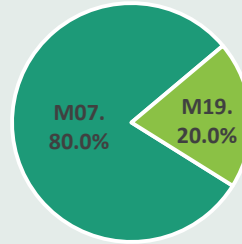
Focus Area 6B. Local development

Total public budget (million EUR)



Breakdown of FA budget by measure (%)

Measure	m EUR
M07	525.7
M19	131.5



Target indicator

Value

T21 - % of rural population covered by local development strategies

22.9%

T22 - % of rural population benefiting from improved services/infrastructures


33.4%

T23 - Jobs created in supported projects (LEADER)

600

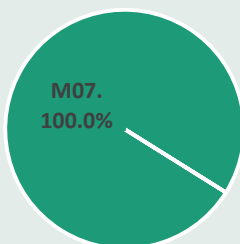
Focus Area 6C. Information & communication technologies (ICT)

Total public budget (million EUR)



Breakdown of FA budget by measure (%)

Measure	m EUR
M07	30.0



Target indicator

Value

T24 - % of rural population benefiting from new or improved services/infrastructures (Information Communication Technology)

1.6%

3. Planned expenditure per priority

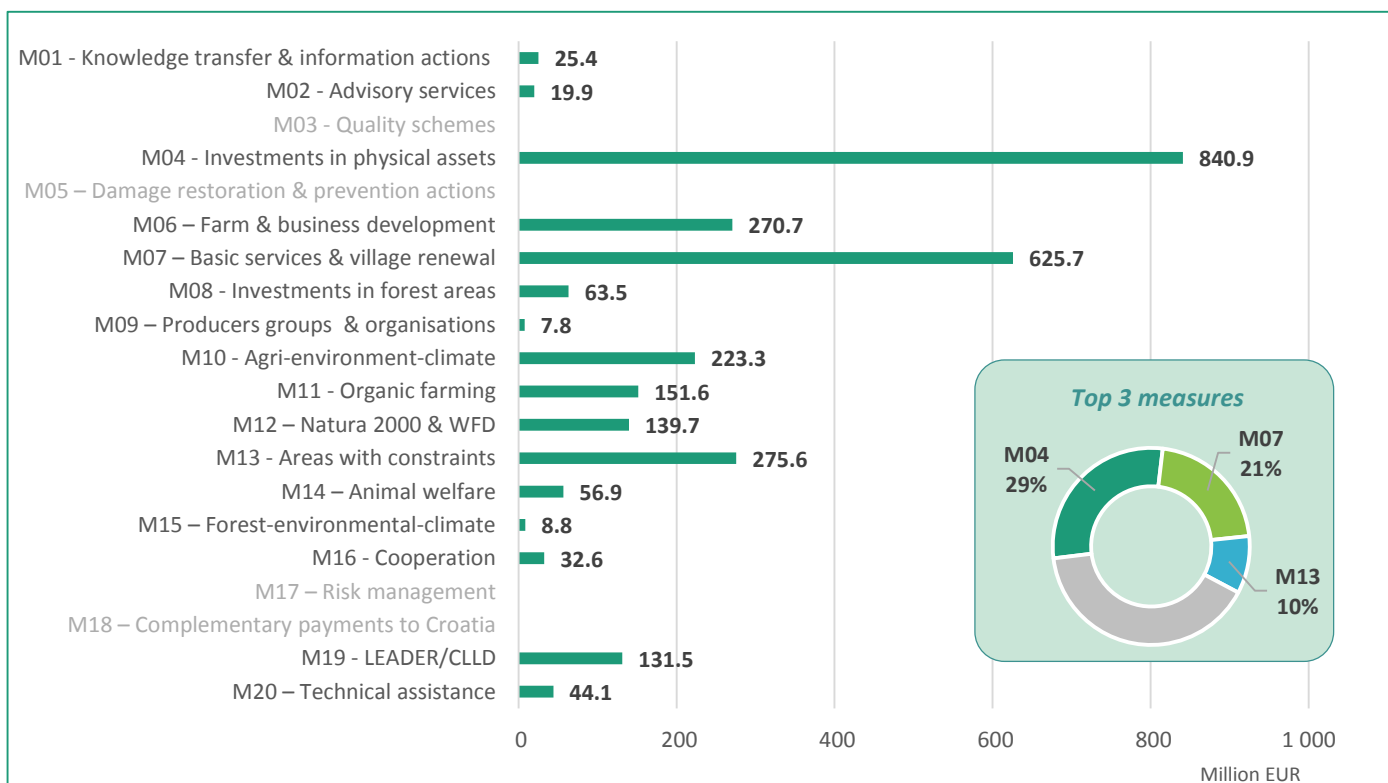
The following table shows how the planned total public expenditure (comprising the EAFRD support and the national contribution) is allocated between rural development priorities. Priority 1 is considered to be cross-cutting and no separate financial allocation is shown as the expenditure is distributed across other focus areas.

Priority	Total public expenditure per priority (million EUR)	% of total public expenditure*	
P1 - Knowledge transfer & innovation	P2 - Competitiveness	371.9	12.8 %
	P3 - Food chain & risk management	272.9	9.4 %
	P4 - Ecosystems management	983.1	33.7 %
	P5 - Resource efficiency & climate	430.6	14.8 %
	P6 - Social inclusion & local development	815.2	27.9 %

* Figures do not add to 100 % because the budget for technical assistance is not included. The budget for technical assistance is available in Section 4.

4. Planned expenditure per measure (million EUR)

The following chart shows the indicative planned total public expenditure per measure (comprising the EAFRD support and the national contribution). The measures illustrated in the chart are the complete list of measures selected within the RDP. Measures in color light gray were not selected by the Member State.



5. Choice of measures by priority and focus areas

The following chart shows which priorities and focus areas are selected in the RDP and the combination of measures used to address them. For each measure the budget breakdown per focus area is given. Priority 1 is considered to be cross-cutting and no separate financial allocation is shown as the expenditure is distributed across other focus areas. Expenditure under Priority 4 is programmed for the priority as a whole, not for individual focus areas.

Priority	P1 Knowledge transfer & innovation			P2 Competitiveness			P3 Food chain & risk management		P4 Ecosystems management			P5 Resource efficiency & climate					P6 Social inclusion & local development			Total	Planned expenditure (million EUR)	
	1A - Innovation & cooperation	1B - Links with research & innovation	1C - Lifelong learning & vocational training	2A - Farm's performance, restructuring & modernisation	2B - Entry of skilled/younger farmers	2C - Forestry	3A - Agri-food chain integration & quality	3B - Risk prevention & management	4A - Biodiversity's restoration, preservation & enhancement	4B - Water management	4C - Soil erosion & soil management	5A - Water use efficiency	5B - Energy use efficiency	5C - Renewable sources & waste management	5D - Greenhouse gas & ammonia emissions	5E - Carbon conservation & sequestration	6A - Diversification & job creation	6B - Local development	6C - ICT - Information & communication technologies			
M01 - Knowledge transfer & information actions				20%	8%		1%	1%	23%			16%	10%	2%	15%	2%					100%	25.4
M02 - Advisory services				74%	7%		5%	1%	7%			1%	2%	1%	1%	1%					100%	19.9
M03 - Quality schemes																						
M04 - Investments in physical assets				20%	3%		23%		19%			12%	14%	5%	5%						100%	840.9
M05 - Damage/restoration /prevention actions																						
M06 - Farm & business development				23%	28%		2%										47%				100%	270.7
M07 - Basic services & village renewal													11%					84%	5%		100%	625.7
M08 - Investments in forest areas						28%			27%							45%					100%	63.5
M09 - Producers groups & organisations							100%														100%	7.8
M10 - Agri-environment-climate									96%						4%						100%	223.3
M11 - Organic farming									100%												100%	151.6
M12 - Natura 2000 & WFD									100%												100%	139.7
M13 - Areas with constraints									100%												100%	275.6
M14 - Animal welfare							100%														100%	56.9
M15 - Forest-environmental-climate									100%												100%	8.8
M16 - Cooperation				24%			29%		30%			3%	3%	3%	3%	3%					100%	32.6
M17 - Risk management																						
M18 - Complementary payments to Croatia																						
M19 - LEADER/CLLD																		100%			100%	131.5

6. Additional info

Date of RDP approval	26/05/2015
National Rural Network	Националната селска мрежа http://www.nsm.bg/en
Managing authority	Directorate "Rural Development" (PCP) in the Ministry of Agriculture and Food
Paying agency	State Fund "Agriculture" – PA
RDP country documents	http://prsr.government.bg/index.php/bg/sections/l2/101
National Partnership Agreement summary	http://ec.europa.eu/contracts_grants/pa/partnership-agreement-bulgaria-summary_en.pdf
Partnership Agreement	http://www.government.bg/cgi-bin/e-cms/vis/vis.pl?s=001&p=0212&n=3099&g=
Rural Development Regulation 2014-2020	Regulation (EU) N° 1305/2013 of the European Parliament and of the Council on support for rural development by the European Agricultural Fund for Rural Development (EAFRD) [PDF en]

Source of information: All data and the figures presented in this summary come from the European Commission approved version of the Bulgaria 2014-2020 Rural Development Programme. The examples of expected achievements and key challenges on page 1 were retrieved from: DG AGRI, Factsheet on 2014-2020 Rural Development Programme for Bulgaria, May 2015.

Disclaimer: This document aims to provide an accessible summary of selected RDP content. The information provided should not be considered a comprehensive account of the original RDP content.

Summary version: Version 1

Last updated: September 2015

Corresponding RDP: Bulgarian 2014-2020 RDP, code 2014BG06RDNP001, version 1.4, approved 26/05/2015.



The European Network for
Rural Development

ENRD Contact Point
Rue de la Loi, 38 Boîte n.4 - 1040
Brussels, Belgium
Tel. +32 2 801 38 00
email: info@enrd.eu
website: <http://enrd.ec.europa.eu/>