

Rural Development Programme (RDP) of Brandenburg and Berlin, Germany

Entwicklungsplan für den ländlichen Raum Brandenburgs und Berlins¹
(Development plan for Rural Areas of Brandenburg and Berlin)

Relevant Contact Details

Managing Authority Website:

<http://www.mugv.brandenburg.de/cms/detail.php/bb2.c.423045.de>

Other useful links:

Rural Development Programme (RDP):
http://enrd.ec.europa.eu/country-information/programming/en/programming_home_en.cfm

National Strategy Plan (NSP):
http://www.bmelv.de/cln_163/SharedDocs/Standardartikel/Landwirtschaft/Laendliche-Raeume/KonzepteStrategien/natStrategieplan.html?nn=310134

German National Rural Network (NRN):
<http://www.netzwerk-laendlicher-raum.de/>



Map of Brandenburg
(© European Commission)

General socio-economic situation in rural areas in the Brandenburg and Berlin region

Brandenburg consists of 29,500 km² – 9% of the German territory – about 45% of which is agricultural land and 36% consists of forest. In Berlin 4.9% of the 889 km² Land is registered as agricultural land and 1.8% as forest. Brandenburg has 2.56 million inhabitants and Berlin has over 3.5 million. The unemployment rate was 12.8% in Brandenburg and 14.5% in Berlin in January 2010. In 2007, the GDP per capita in Berlin was €24,536 and in Brandenburg €20,678. The majority of the rural areas are located in Brandenburg and 75% of its agricultural land is classified as less favourable area due to poor soil quality. In 2005 Brandenburg had 6,668 farms and Berlin 86. In the most peripheral areas of Brandenburg the population density is as low as 43 inhabitants/ km². The main rural areas described in the Brandenburg-Berlin (BB+BE!!!) RDP are located in Brandenburg, although Berlin also has agriculture and forestry. However, no specific measures for improving living in rural areas are relevant for the metropolitan part of the RDP; thus, only axes 1 and 2 are attributed to Berlin.

Brandenburg shows great contrasts in terms of living and working conditions within calm [???] areas close to urban centres but at the same time risking depopulation, especially amongst young people. Contrasts in terms of income and inadequate housing facilities are

¹ Latest updated RDP, following the adoption of the Health Check and European Recovery Package and additional funds from Modulation (i.e. adjustments between Pillar 1 (Agriculture) & 2 (Rural Development) of the Common Agricultural Policy (CAP).

counterproductive to the positive development of equitable living conditions. As regards infrastructure, roads and Internet access lag somewhat behind, which means that the full potential of the proximity of big markets and of highly skilled professionals in almost all kinds of jobs cannot be exploited. Finally, there is a need for protection of rural production facilities – e.g. from risks of floods and sandstorms.

Following the CAP Health Check, in recognition of the greater emphasis now being given to the “new challenges” facing agriculture and rural areas, the revised RDP further highlights the restructuring of the dairy sector, conserving biodiversity, the need to improve water management, and to adapt and mitigate against the impact of climate change. This amendment takes the objective into account to support the agricultural holdings in order to maintain their economic viability and to ensure employment in the agricultural sector. The removal of the obligation for set-aside areas at EU level has been a political decision also to support the production of renewable energy to counteract climate change. The new agri-environment measure 'catch crops' (M214) is foreseen to complement the expected increase of areas for maize production for renewable energy and therefore counteract the loss of biodiversity. In addition, funds previously allocated to measure 214 are being reallocated to measure 212 to reinforce incentives to maintain farming and to prevent abandonment of agricultural land in particular by ceasing of milk production. For improving the broadband infrastructure support is already provided by the current RDP.

RDP strategic objectives

The RDP for B-B takes into account the demographic trends in the region: population decline in the peripheral regions of Brandenburg in favour of the regions close to Berlin. The RDP has three general objectives: 1) to strengthen the creation of value added and improve competitiveness of agricultural production to secure jobs and develop rural areas into knowledge-based economic areas; 2) to secure and improve the natural potential, support the development of a strategy to reduce climate change risk and secure agricultural production in all parts of the region in order to preserve the specific cultural landscapes; 3) to support the creation of employment outside the agricultural sector and stabilise the population by improving the quality of life in rural areas. Leader measures help identify sub-regional strengths, weaknesses and potential, and activate the endogenous regional development. Objective 3 as well as the Leader objectives do – as mentioned above – not apply to the Land of Berlin.

The amendments proposed in account of the additional financing provided by the CAP Health Check and the European Recovery Package do not result in a fundamental modification of the general priorities originally set in the RDP.

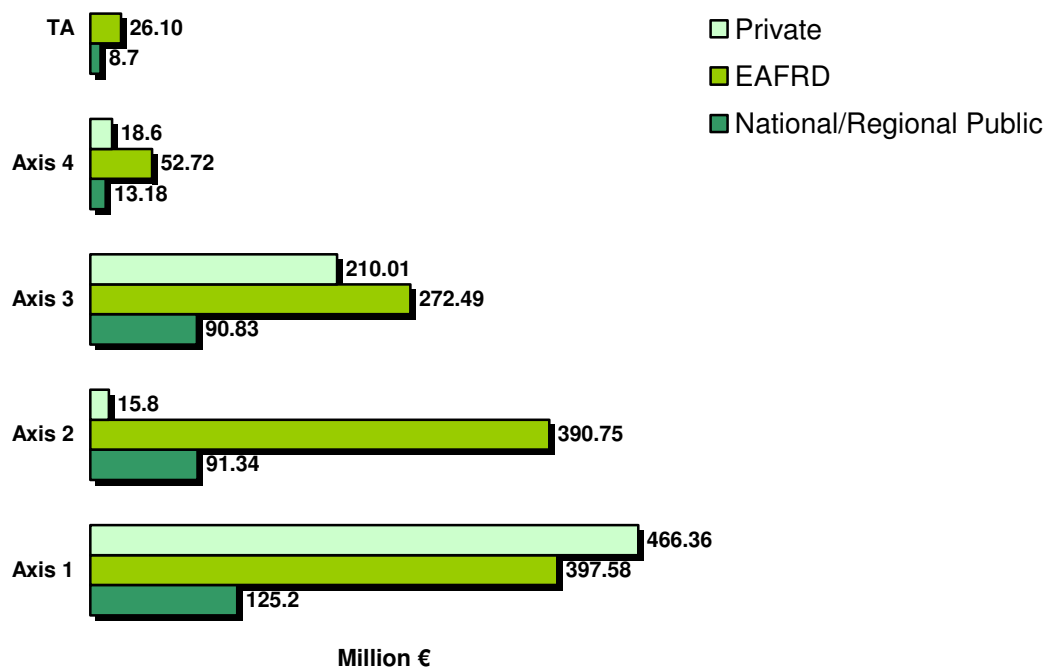
Expected impact / outcomes of the policies

The B-B RDP aims at securing medium- and long-term development within agriculture and forestry, protecting and improving the environment, preserving cultural landscapes as well as improving the quality of life in rural areas. Also taken into account is a well-defined strategy for environmental protection, including adaptation measures to avoid risks of climate change, and an overall improvement of the natural potential. The development of professional life in rural areas requires wide scale training but also the implementation of a knowledge-based economy within rural development. Through the diversification of rural businesses the RDP should promote 1) land management; 2) competitiveness of rural production; and 3) more professions outside agriculture. Through axis 3 and the Leader approach, living conditions are

expected to improve, thus stabilising the demographic situation in Brandenburg’s rural areas. The RDP stresses that its own objectives follow the objectives and structure of Regulation (EC) No1698/2005.

Expected impacts following the RDP amendment in 2010 are described separately for each amendment within the axis information. Specific adaptations to input, output and result indicator targets for measures have been introduced. Detailed information on indicators for individual measures is provided in the RDP’s indicator tables.

RDP budget breakdown by axis: Total expenditure 2007-2013 (including national/regional + EAFRD + private funding) of €2,179,608,893



The RDP budget allocations are broadly divided into four main areas of expenditure, known as axes (namely: Improving the competitiveness of the agricultural and forestry sector; Improving the environment and the countryside; Quality of life in rural areas and diversification of the rural economy; and Leader). Approximately 45% of the overall RDP budget (including private funding) in Brandenburg and Berlin is allocated to axis 1 (€989.14 million); approximately 23% is allocated to axis 2 (€497.85 million), 26% to axis 3 (€573.33 million) and 4% to axis 4 (€84.5 million), with more than 1% available to fund Technical Assistance (€34.8 million).

Within axis 1, National/Regional public funding represents approximately 13% share of the axis funding; EAFRD 40%; and private funds 47%.

Within axis 2, National/Regional public funding represents approximately 18% share of the

axis funding; EAFRD 78%; and private funds 3%.

Within axis 3, National/Regional public funding represents approximately 16% share of the axis funding; EAFRD 48% and private funds 37%.

Within axis 4, National/Regional public funding represents approximately 16% share of the axis funding; EAFRD 62%; and private funds 22%.

Within technical assistance, National/Regional public funding represents 25% share of the technical assistance funding and EAFRD 75%.

The total additional amount of €77,129,963 EAFRD contribution (€77,994,763 resulting from Health Check including unused funds according to Article 136 of Council Regulation (EC) No 73/2009 and €7,317,775 resulting from the Recovery Package less €8,182,575 resulting from a correction of the distribution of the existing Modulation money among the German *Länder*) will be attributed to measures 121 "Modernisation of agricultural holdings" and 214 "Agri-environment payments".

This additional Community contribution triggers additional regional/national as well as private funds.

Axis Information²

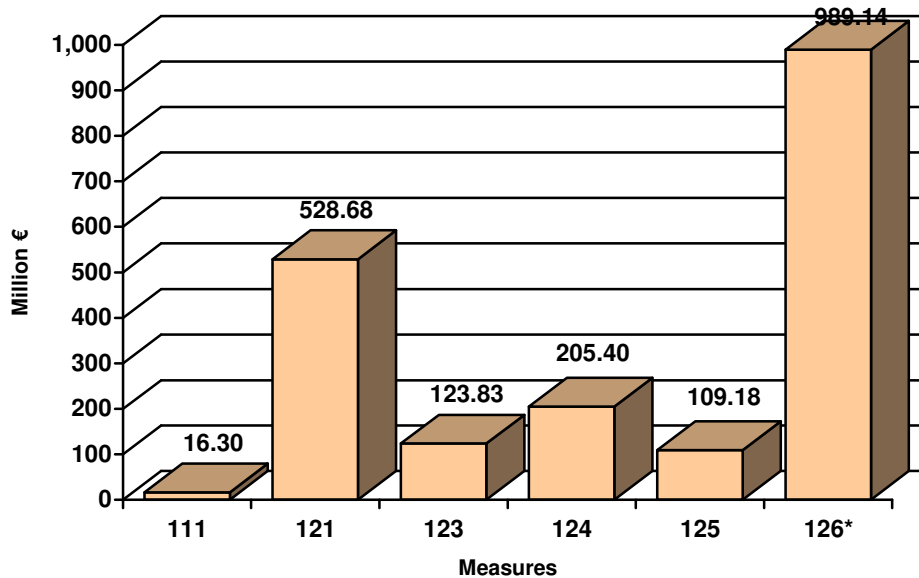
Axis 1 objectives: Improving the competitiveness of the agricultural and forestry sector

Axis 1 aims at strengthening the creation and value added of agricultural production and improving its competitiveness. Farmers and forestry enterprises receive support in order to maintain sustainable agricultural production on all land utilised for this purpose at the beginning of the programming period. The sub-objectives are to support innovation and the use of technology and education measures to secure incomes. M121 is the biggest measure with more than 50% of total axis 1 funding, approximately €523.68 million, aimed at supporting 2,000 enterprises resulting in the consolidation of 500 jobs (including 1,50 women). M123 should support 100 enterprises. Also important is M125 aimed at developing agricultural and forestry infrastructure: within a detailed programme, the goal is e.g. to secure 2,30 jobs and a 10% increase in gross profits. The main indicators used for evaluating the results are threefold: the number of participants successfully completing agricultural/forestry training; increased agricultural value added in supported farms; and the number of enterprises having introduced new products or technologies.

The increase of funds in axis 1 for measure 121 aims at supporting dairy production in order to improve the overall economic performance of dairy farmers. The amendment is designed to provide short-term support to the dairy sector in the currently difficult economic situation and in the long-run, restructure the sector related to the phasing out of the quota system. Furthermore, the increase in aid intensity for investments in animal welfare facilitates access to credit capital. Additional investments used for structural purposes and maintenance of labour intensive production are expected. The funds are targeted towards an additional investment on 150 dairy production holdings. For further information on specific results indicators please refer to the impact indicators table in the RDP programme.

² A full list of the RDP measures can be found in Annex I.

Axis 1 budget breakdown by measure: Total allocated budget 2007-2013 (including regional/national public funds + EAFRD + private funds) of €989,142,253³



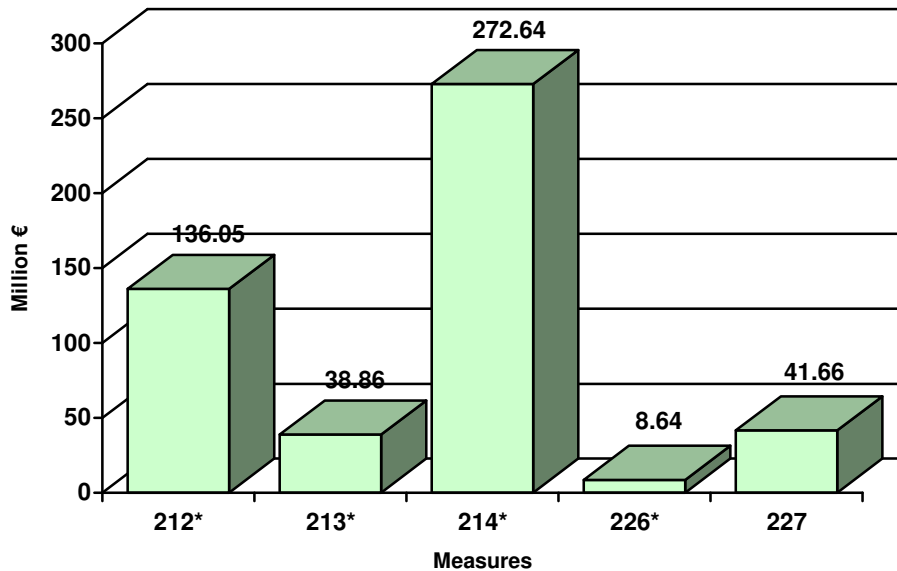
Following the RDP amendments in 2009, the total budget amount for axis 1 was increased to €989,142,253, which includes an additional €36.52 million (EAFRD budget). The additional funds were allocated to measure 121 and aim at supporting dairy production, as previously noted.

Axis 2 objectives: Improving the environment and the countryside

Through 2,600 beneficiaries and including a) 60,000 ha contributing to the diversification of species, b) 247,000 ha for the improvement of water quality, c) 95,200 ha for the improvement of soil quality, and d) 115,400 ha for reduced fallowing, axis 2 of the B-B RDP aims at securing and improving the natural potential, developing a strategy to reduce the risk of climate change as well as securing agricultural production in all parts of the region in order to preserve the specific cultural landscapes. The indicators used for quantifying the outcome of axis 2 are the total area supported, the total afforested area and the total area with successful production patterns as regards improvements of biodiversity, water quality, climate change, soil quality and land abandonment. Axis 2 supports agricultural and forestry systems with high natural value, while agri-environmental measures take into account the conservation of biological diversity. The management measures are adjusted as to ensure a reduction of emissions.

³ For measure 126 no private spending has been allocated.

Axis 2 budget breakdown by measure: Total allocated budget 2007-2013 (including national/regional public funds + EAFRD + private funds) of €497,845,634⁴



Following the RDP amendments in 2009 in axis 2, an overall amount of €48.79 million EAFRD contribution is put into measure 214 foreseen for operations addressing particularly the new challenges. Nonetheless, this does not lead to a change of the general strategy as the existing strategy still is valid and is fully in line with the Commission Strategic Guidelines (CSG) and the National Strategy Plan (NSP). A new agri-environment sub-measure 'catch crops' is introduced in order to contribute to the new challenge 'biodiversity'. The new sub-measure aims at improving biodiversity, water and soil quality, climate protection, and preventing land abandonment. It is foreseen to complement the expected increase of areas for maize production for renewable energy and therefore counteract the loss of biodiversity on about 40,000 ha. Within axis 2 € 41.56 million EAFRD budget is transferred from measure 214 to measure 212, as the new challenges are already covered to a large extend by the current measures of axis 2. The increase of the premia and of the total budget for measure 212 reinforce incentives to maintain farming and to prevent abandonment of agricultural land in particular by ceasing of milk production.

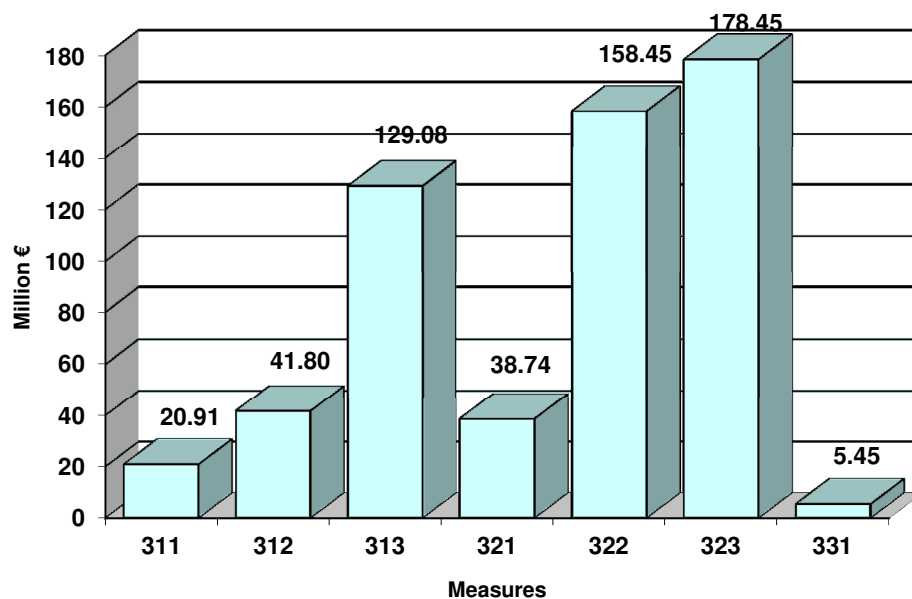
Axis 3 objectives: Quality of life in rural areas and diversification of the rural economy

Seven specific measures have been outlined under axis 3 in the RDP. They are concerned with diversification into non-agricultural activities, creation and development of micro-enterprises, encouragement of tourism activities, provision of basic services for the economy and the rural population, village renewal and development, conservation and upgrading of the rural heritage as well as training and information. Heaviest emphasis is on rural heritage (M323) where 185 initiatives are planned for the conservation of cultural heritage and 150 initiatives for natural heritage– adding also 200 supported management plans for Natura

⁴ For measures 212, 213, 214 and 226 no private spending has been allocated.

2000 areas. 50%]of the population is expected to benefit from these subsidised measures. The village renewals (M322) comprise 2,500 supported initiatives in 500 villages and conservation of 2.000 buildings, resulting in the consolidation of 3,000 jobs (women: 650, under 25: 300) and the creation of 100 new jobs. M313 is targeted at 200 tourism initiatives resulting in a 50% increase of visits to the relevant villages, creating 140 new jobs (women: 65).

Axis 3 budget breakdown by measure: Total allocated budget 2007-2013 (including national/regional public funds + EAFRD + private funds) of €573,329,754



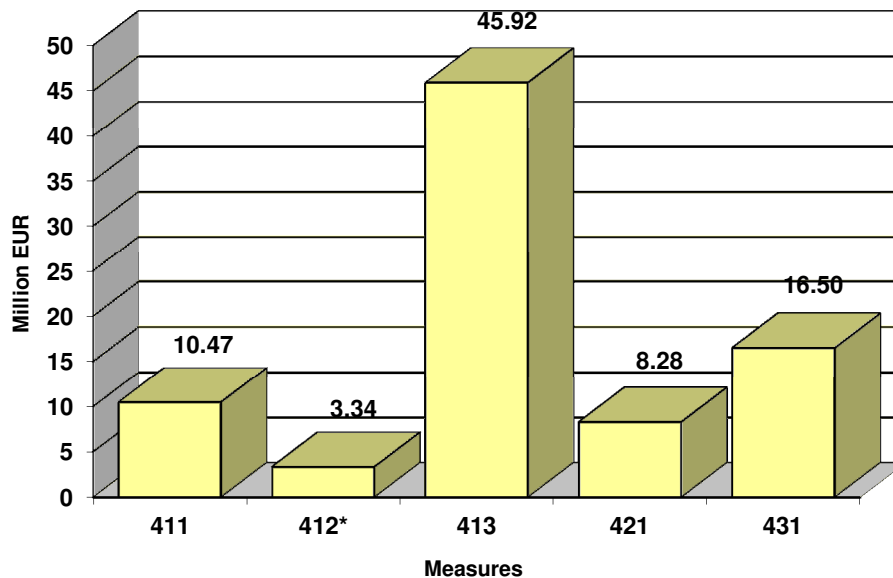
No modifications were made to axis 3 during the 2009 RDP update.

Axis 4 objectives: Leader

Axis 4 concerns the Leader approach to rural development. Approximately 15 LAGs are expected to be formed covering a population of 1,3 million. The LAGs should launch and support 840 projects: 120 within axis 1, 60 within axis 2, and 660 within axis 3. The strategy should create 1,250 new jobs (women: 120). Measures with priorities in axis 3 can be connected to the implementation of regional development strategies under axis 4, with the exception of measures for economic diversification, for start-ups of small business and the conservation and upgrading of rural heritage. It aims at improving the endogenous regional development potential by supporting regional cooperation capacity, partnerships and innovative approaches. The main indicators of axis 4 are the additional non-agricultural value added in supported firms, the number of jobs created broken down by gender, age and non-agricultural areas, the increase in the number of guests and overnight stays and the number of participants who successfully complete a training session for implementing a local development strategy.

The number of LAGs operational in the RDP areas as of March 2010 was 14.

Axis 4 budget breakdown by measure: Total allocated budget 2007-2013 (including national/regional public funds + EAFRD + private funds) of €84,495,055⁵



No modifications were made to axis 4 during the 2009 RDP update.

Monitoring and evaluation strategy

The evaluation process follows the guidelines stated in Council Regulation (EC) No 1698/2005, including yearly reports as well as a mid-term evaluation in 2010 and the final assessment in 2015. The basis of all evaluations is the Common Monitoring and Evaluation Framework (CMEF) indicators that are used to indicate input/output, results, and impact: enterprises, jobs, productivity, biodiversity, quality of nature, quality of water, and reduction in climate change. The BB+BE RDP sets up two separate and detailed schemes for economic and ecological impacts, and relates them to specified measures within Axes 1-3. The evaluating committee has been defined after contraction of the evaluators in 2008 and is composed of the team of evaluators, the Managing authority and the various divisions of the Ministry concerned as well as the respective subordinated institutions set up with members from different bodies, among others the ministry. According to a decision by the Brandenburg Land-government, the committee will evaluate the RDP as well as initiatives within the framework of the European Regional and Social Funds. The evaluation process also consists in assessing any changes in the projects as well as in the authorities' priorities throughout the programming period.

Communication and publicity

The strategy for communication and publicity within the B-B RDP follows the guidelines of Council Regulation (EC) No 1698/2005. It emphasises the EC decision stipulating

⁵ For measure 412 no private spending has been allocated.

transparency. Target groups are defined as in most RDPs as all possible cooperation within the RDP: potential applicants, media, public authorities, NGOs, consultants, and – noteworthy in B-B - institutions for the promotion of equality between men and women. The presentation of objectives and results of the RDP is not restricted to the responsible authority for the RDP – the Ministry of Infrastructure and Agriculture– but is expected to be incorporated by all BB+BE governmental authorities, whenever appropriate. A special design is earmarked for all RDP publication of brochures, websites, PowerPoint presentations etc. in accordance with the guidelines from both the EU and the Länder BB+BE. The goal is for EU policies for rural development to be disseminated through different kinds of communication on the BB+BE RDP.

Annex I – Measures

Measures selected by the RDP	Measures selected by the updated RDP
------------------------------	--------------------------------------

Axis 1 - Improving the competitiveness of the agricultural and forestry sector	<i>Promoting knowledge and improving human potential</i>	111	Vocational training and information actions
		112	Setting up of young farmers
		113	Early retirement
		114	Use of advisory services
		115	Setting up of management, relief and advisory services
	<i>Restructuring and developing physical potential and promoting innovation</i>	121	Modernisation of agricultural holdings
		122	Improvement of the economic value of forests
		123	Adding value to agricultural and forestry products
		124	Cooperation for development of new products, processes and technologies in the agriculture and food sector and in the forestry sector
		125	Infrastructure related to the development and adaptation of agriculture and forestry
		126	Restoring agricultural production potential
	<i>Quality of agricultural production and products</i>	131	Meeting standards based on EU legislation
		132	Participation of farmers in food quality schemes
		133	Information and promotion activities
	<i>Transitional measures</i>	141	Semi-subsistence farming
142		Producer groups	
143		Providing farm advisory and extension services	
Axis 2 - Improving the environment and the countryside	<i>Sustainable use of agricultural land</i>	211	Natural handicap payments to farmers in mountain areas
		212	Payments to farmers in areas with handicaps, other than mountain areas
		213	Natura 2000 payments and payments linked to Directive 2000/60/EC
		214	Agri-environment payments
		215	Animal welfare payments
		216	Non-productive investments
	<i>Sustainable use of forestry land</i>	221	First afforestation of agricultural land
		222	First establishment of agroforestry systems on agricultural land
		223	First afforestation of non-agricultural land
		224	Natura 2000 payments
		225	Forest-environment payments
		226	Restoring forestry potential and introducing prevention actions
		227	Non-productive investments
Axis 3 - Quality of life in rural areas and diversification of the rural economy	<i>Diversify the rural economy</i>	311	Diversification into non-agricultural activities
		312	Support for business creation and development
		313	Encouragement of tourism activities
	<i>Improve the quality of life in rural areas</i>	321	Basic services for the economy and rural population
		322	Village renewal and development
		323	Conservation and upgrading of the rural heritage
		331	Training and information
	341	Skills-acquisition and animation measure with a view to preparing and implementing a local development strategy	
Axis 4 - Leader	<i>Implementing local development strategies</i>	411	Competitiveness
		412	Environment/land management
		413	Quality of life/diversification
		421	Implementing cooperation projects
		431	Running the local action group, skills acquisition, animation