

Rural Development Programme (RDP) of Baden-Württemberg, Germany

Maßnahmen- und Entwicklungsplan Ländlicher Raum Baden-Württemberg 2007-2013¹

(Measures and Rural Development Programme Baden-Württemberg 2007 - 2013)

Relevant Contact Details

Address: Ministerium für Ländlichen Raum, Ernährung und Verbraucherschutz Baden-Württemberg, Kernerplatz 10, 70182 Stuttgart, Germany

Telephone number: + 49 711 1260

Managing Authority Website:

http://www.landwirtschaft-bw.info/servlet/PB/menu/1194808_11/

Other useful links:

Rural Development Programme (RDP):

http://www.landwirtschaft-bw.info/servlet/PB/show/1298364/TEST_MEPL%20II%20Reinschrift%2021%2012%202009.pdf

National Strategy Plan (NSP):

http://www.bmelv.de/cln_154/SharedDocs/Standardartikel/Landwirtschaft/Laendliche-Raeume/KonzepteStrategien/natStrategieplan.html

German National Rural Network (NRN):

<http://www.netzwerk-laendlicher-raum.de/>



Map of Baden-Württemberg
(© European Commission)

General socio-economic situation in rural areas in Baden-Württemberg

Located in south-west Germany, Baden-Württemberg (BW) is country's third largest state (Länder). RDP figures indicates that almost 85% of BW is used for agricultural and forestry purposes and 5.3 million of a total of 10.7 million inhabitants live in the defined rural areas, where population density is 179/km² (BW = 300/km²). BW is one of Germany's most economically productive *Länder* with a GDP/capita of €126.1 (EU-25 = €100, Germany = €110.1). RDP baseline data notes an unemployment rate of 5.1% and the agricultural sector employs almost 2% of the active population, contributing 0.7% to the regional Gross Value Added (GVA). In 2005 there were approx. 60,600 agricultural holdings, which represent a decrease of 20% since 1999, and though the average size (23.9ha) correspondingly has increased, it is still considerably below the federal average of 43ha. The food industry in BW is characterised by mostly small and medium-sized enterprises. Only the dairy industry features large enterprises.

¹ Latest updated RDP, following the adoption of the Health Check and European Economic Recovery Package and additional funds from Modulation (i.e. adjustments between Pillar 1 (Agriculture) & 2 (Rural Development) of the Common Agricultural Policy (CAP).

The countryside is highly varied with good conditions for different kinds of rural production and with strong consumer markets within close reach. Rural areas in BW are very attractive and well-known as leisure resorts (Bodensee, Schwarzwald etc.) but nonetheless tourism trends have been in decline (but increased again since 2004 in cities). Currently, diversity of work in rural areas is limited, and in spite of high nature values, strong social networks etc. rural BW has not been able to offer the same income rates as in urban areas. Concerning environmental aspects, soil functions are affected by excessive fertilisation, erosion and destructive compaction. While air pollution has been reduced significantly since the 1980's, emissions of Nitrogen oxides, ammonia, hydrocarbons, ozone and fine particles are still very high. Agriculture remains the main contributor of ammonia with the RDP revealing a portion of about 85%. Trend observations over the past 10 years, however, show that nitrate burdening of ground water is on the decline. BW shows a rich biodiversity, however, agricultural and silvicultural land use may cause a direct loss of habitat and isolation of habitat communities, e.g. through abandonment of historical utilisation or extensively cultivated habitats especially on marginal soils, shortening of crop succession etc.

RDP strategic objectives

The RDP strategy emphasises the development of a competitive agricultural and forestry sector to strengthen the development and ensure employment. The overall goals are to increase the attractiveness of living in the country and maintain the population. The environment and the cultural landscape need to be preserved but at the same time enterprises require sustainable growth and development to become more competitive and to provide new job opportunities in the long run. The rural areas with their natural and recreational potentials should be preserved and developed in order to sustain tourism. These goals are reached through investments in agricultural and forestry businesses; subsidies for voluntary agrarian and forest environment provisions; subsidies for disadvantages caused by nature and by regulated restrictions; support for providing information, advisory measures, qualification, and education on regional and local basis; as well as cross-sectoral development strategies.

In recognition of the greater emphasis now being given to the 'new challenges' facing agriculture and rural areas, the RDP was revised in 2009 to take account of additional financing provided by the CAP Health Check, Modulation and the European Economic Recovery Package (EERP). This reinforced RDP efforts in activity such as restructuring of the dairy sector, supporting biodiversity (e.g. by agri-environmental measures) and combating climate change (e.g. by measures to ensure extensive use of permanent pasture). In addition, funds previously allocated to measure 214 are being reallocated to measure 212 LFA payments (measure 211 and 212) in order to ensure payments until 2013. Funding of broadband internet has been amended and will not be supported under the RDP due to the relatively comprehensive coverage in rural areas.

Expected impact / outcomes of the policies

Key results and impacts of the RDP include an increase in regional economic growth by €130 million; creation of 1,500 new employment opportunities; an increase in labour productivity by €4,000 per manpower unit (MPU); reversing biodiversity decline and maintenance of high nature value farmland and forestry areas by implementation of respective measures on 2.1 million ha utilised agricultural area (UAA) and 30,000ha forest area; an improvement in water quality by

² A full list of the RDP measures can be found in Annex I.

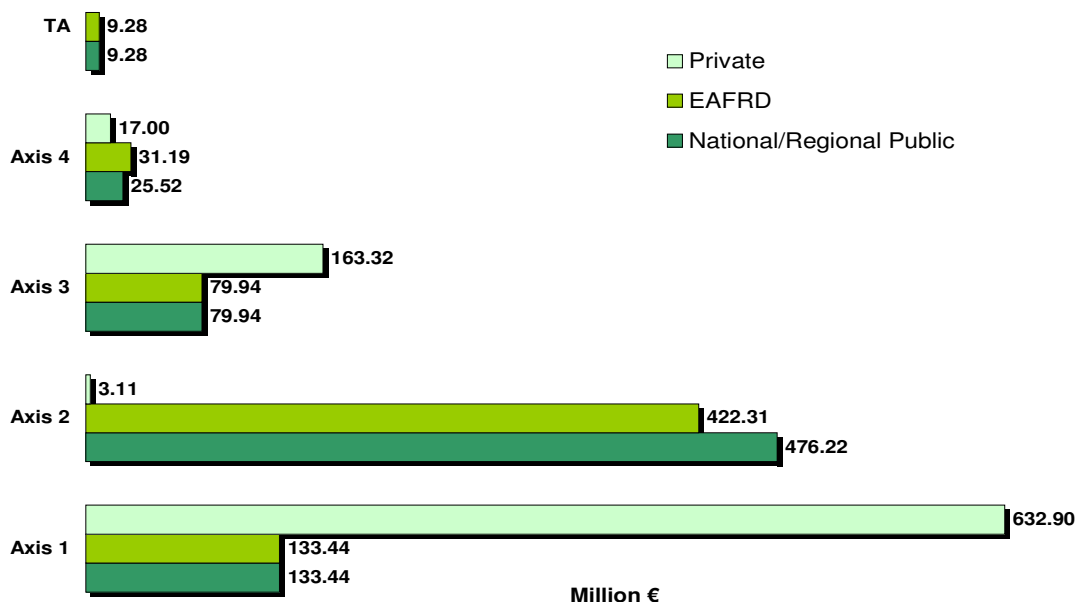
³ For measures 211, 212, 213, 214, 224, 225 and 226 no private spending has been allocated, indicated by asterisks in the graph.

⁴ For measures 421 and 431 no private spending has been allocated.

implementation of respective measures on 1.5 million ha UAA and 50,000 ha forest area; contribution to combating climate change implementation of respective measures on 1.5 million ha UAA and 7,500 ha forest area.

The 2009 RDP amendments led to increases in estimated RDP contributions to regional economic growth and labour productivity. Detailed information on outcomes for individual measures is provided in the RDP indicator tables.

RDP budget breakdown by axis: Total expenditure 2007-2013 (including national/regional + EAFRD + private funding) of €2,216,873,535



The RDP budget allocations are broadly divided into four main areas of expenditure, known as axes (namely Improving the competitiveness of the agricultural and forestry sector; Improving the environment and the countryside; Quality of life in rural areas and diversification of the rural economy; and Leader). Approximately 41% of the overall RDP budget in BW is allocated to axis 1 (€899.78 million); approximately 41% is allocated to axis 2 (€901.64 million), 15% to axis 3 (€323.2 million) and 3% to axis 4 (€73.7 million), with 0.8% available to fund Technical Assistance (€18.55 million).

Within axis 1, National/Regional public funding represents approximately 15% share of the axis funding; EAFRD 15%; and private funds 70%.

Within axis 2, National/Regional public funding represents approximately 52.8% share of the axis funding; EAFRD 47%; and private funds 0.35%.

Within axis 3, National/Regional public funding represents approximately 25% share of the axis

funding; EAFRD 25% and private funds 50%.

Within axis 4, National/Regional public funding represents approximately 35% share of the axis funding; EAFRD 42%; and private funds 23%.

Within technical assistance, National/Regional public funding represents 50% share of the technical assistance funding and EAFRD 50%.

During the 2009 amendments, the BW RDP was allocated an additional €59,855,222 of EAFRD, containing €51,480,559 from the Health Check (€41,745,720 resulting from Modulation and €9,734,839 from unused funds according to Article 136 of Council Regulation (EC) No 73/2009) and €8,374,663 resulting from the EERP). A further €5,558,011 of transfers was received from increased existing Modulation. All of the additional funds are attributed to RDP activity supporting dairy sector restructuring, biodiversity conservation and climate change issues.

This additional EU contribution triggers additional regional/national as well as private funds.

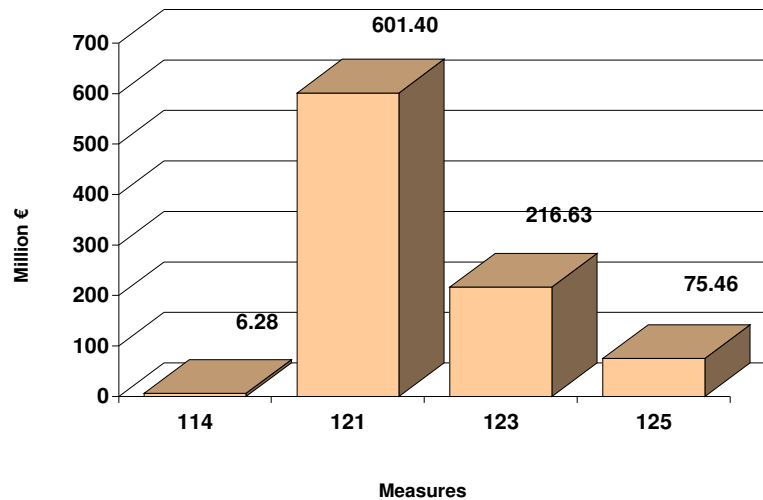
Axis Information²

Axis 1 objectives: Improving the competitiveness of the agricultural and forestry sector

Axis 1's overall aim of improving competitiveness is mainly carried out by measure 121 'modernisation of agricultural holdings', which accounts for 66.8% of axis 1 budget and measure 123, which targets actions to increase the value added of agricultural and forestry products (24% of the budget). Other support includes funds to support the development of infrastructure related to the development and adaptation of agriculture and forestry (8.4%, measure 125), and use of advisory services (0.7%, measure 114).

Key result targets include: an increase in GVA of €16,500 per holding/enterprise (measure 121) and increase in sales and processing turnover of quality products of 10 % of supported holdings/enterprises (measure 123); advisory activity for small businesses (measure 114), targeting a total of 6,200 agricultural holdings.

Axis 1 indicative budget breakdown by measure: Total allocated budget 2007-2013 (including regional/national public funds + EAFRD + private funds) of €899,781,843



Following the 2009 RDP updates, the total budget amount for axis 1 changed from €716,473,653 to €899,781,843. Measure 121 "Modernisation of agricultural holdings" is increased by €22,400,000, thereof € 18,109,832 from Health Check and EERP and €4,311,169 from increased existing Modulation. Due to the importance of dairy production for BW and measure 123 received an additional €7,965,690 as a consequence of a transfer from measure 121. These additional funds are increasing productivity of the milk processors and strengthening associated competitiveness. Priority is given to innovative investments, improvements in quality and of the production process and activities to safe energy.

Axis 2 objectives: Improving the environment and the countryside

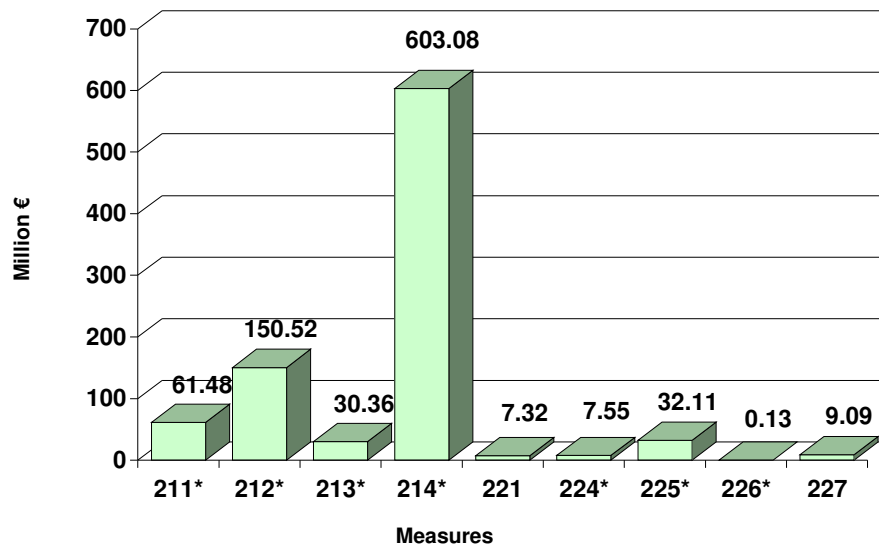
Some 93.8% of axis 2 funding in BW is devoted to sustainable use of agricultural land and 6.2% promotes sustainable use of forest land. Overall, axis 2 measures are targeted at maintaining and enhancing biodiversity and high nature value farming/forestry, improving water and soil quality, mitigating climate change and avoiding of marginalisation and land abandonment in rural areas. Agri-environmental measures (measure 214) dominate support provided under axis 2 with over 66% of total axis 2 funding; other support is targeted at farmers in less favoured areas, i.e. mountainous areas (6.8%, measure 211) and other less favoured areas (16.7%, measure 212); other measures comprise forest-environment payments (3.5%, measure 225), Natura 2000 payments and payments linked to Directive 2000/60/EC (3.4%, measure 213) and non-productive investments (1%, measure 227).

Following the 2009 RDP amendments, a new agri-environment sub-measure 'Enlarged crop rotation on arable land (5crops)' was introduced to improve habitat functionality for protected species.

Output indicators for measures 211 and 212 include support of 5,000 holdings and 90,000ha in mountainous regions and 20,000 holdings as well as 530,000ha in other LFAs. Measure 213 targets aim to support 3,500 holdings and 25,000 ha. Output indicators for measure 214 include support of 42,000 holdings (7,000 supported via sub-measure 214-1 and 35,000 by support via sub-measure 214-2). Output indicators for measures promoting a sustainable use of forest land include 350ha of first afforestation (measure 221), NATURA 2000 payments to 1,500 holdings (measure 224), 2,500

contracts (measure 225), and 5,000 actions related to prevention and restoration. For further information on measures please refer to the impact indicators table in the revised RDP.

Axis 2 indicative budget breakdown by measure (Total allocated budget 2007-2013 (including regional/national public funds + EAFRD + private funds) of €901,640,864)³



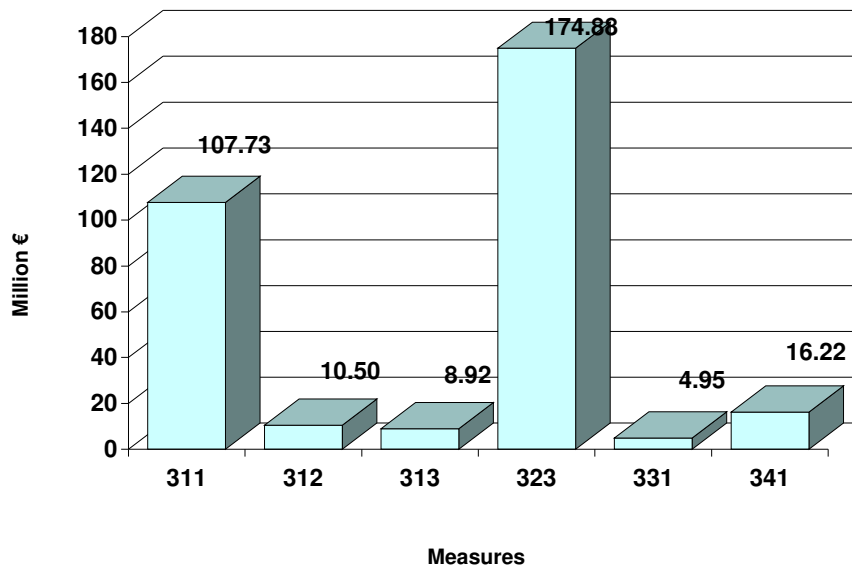
Following the 2009 RDP amendments, the total axis 2 budget was increased to €901,640,864 (from €663,779,000). Alterations to funding under the axis include further support for measure 214.

Axis 3 objectives: Quality of life in rural areas and diversification of the rural economy

For axis 3, priority is given to measure 323 – conservation and upgrading of the rural heritage (54.1% of axis 3 funding) and measure 311 – diversification into non-agricultural activities (33.3%). Other support is targeted at support for business creation and development (3.2%, measure 312), encouragement of tourism activities (2.76%, measure 313), training and information (1.53%, measure 331) and skills-acquisition and animation measure with a view to preparing and implementing a local development strategy (5.02%, measure 341).

Result targets include among others an increase by €15,200 in non-agricultural GVA per supported businesses (measure 311); 1,055 new jobs created; 4,230 jobs safeguarded; and 1,350 participants that have successfully ended a training activity.

Axis 3 indicative budget breakdown by measure (Total allocated budget 2007-2013 (including regional/national public funds + EAFRD + private funds) of €323,198,168)



Except of a little shift from axis 3 to technical assistance there were no modifications in relation to axis 3 following the 2009 RDP update. The updated overall budget for this axis is €323,198,168.

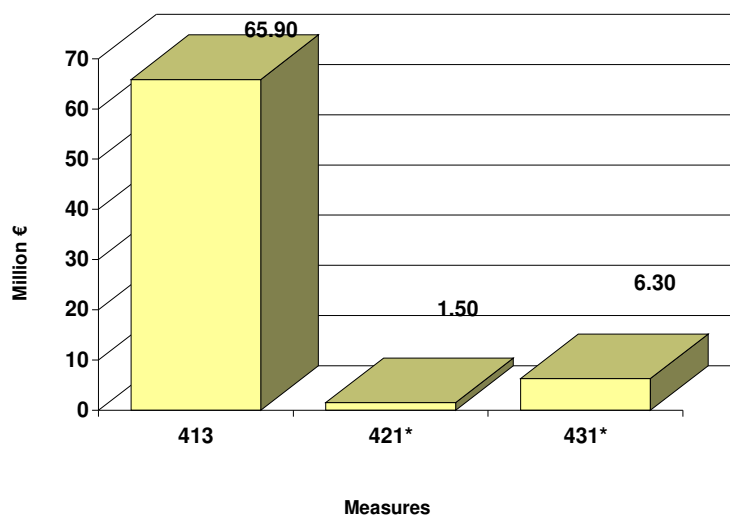
Axis 4 objectives: Leader

The main priority under axis 4 is support for local development strategies that promote quality of life actions and diversification of rural activities (measure 413) which accounts for over 89% of the total axis budget allocation. Other support is targeted at the implementation of cooperation projects (2%, measure 421) and to the conservation and upgrading of rural heritage (8.5%, measure 431). Result targets include 216 jobs created and a total 314 projects funded.

The number of LAGs operational in the RDP areas as of March 2010 was eight.

There were no modifications in relation to axis 4 following the 2009 RDP update.

Axis 4 indicative budget breakdown by measure (Total allocated budget 2007-2013 (including regional/national public funds + EAFRD + private funds) of €73,700,000)⁴



Monitoring and evaluation strategy

The success, quality and effectiveness of the BW RDP is monitored and evaluated in line with CMEF guidelines. Throughout the programming period data is continuously collected and used in to determine progress and successes of different measures in relation to program objectives on an annual basis. Monitoring is carried out by the 'Landesanstalt für Entwicklung der Landwirtschaft und der ländlichen Räume' (BW Institute for the Development of Agriculture and Rural Areas). The data is presented in a yearly status report and makes up the empirical and analytical basis for the mid-term and ex-post evaluations. Evaluation assesses the quality, efficiency and effectiveness of the implementation of RDP measures, including improvements and adaptation to changing conditions. Therefore, ongoing evaluation is carried out throughout the whole programming period with emphasis on the mid-term review in 2010 and the ex-post evaluation of the 2015-16. Evaluations are performed by independent evaluators.

Communication and publicity

All possible resources are used in the RDP's communication strategy and these include an official website (www.landwirtschaft-bw.info/servlet/PB/menu/1191442/index.html), brochures, posters, press releases etc. RDP promotion features the EU's role in all the development projects. Target groups are defined in general terms, including the general public, potential applicants, regional and local authorities, NGOs etc. RDP publicity allow for public dialogues and discussions. EAFRD funding and results are intended to have a frequent coverage in the media due to information and publicity measures. A special focus is placed on presenting the implementation and the progress of RDP measures, and of course of the evaluation at the end of the programming period.

Annex I – Measures

Measures selected by the RDP Measures selected by the updated RDP

Axis 1 - Improving the competitiveness of the agricultural and forestry sector	<i>Promoting knowledge and improving human potential</i>	111	Vocational training and information actions
		112	Setting up of young farmers
		113	Early retirement
		114	Use of advisory services
		115	Setting up of management, relief and advisory services
	<i>Restructuring and developing physical potential and promoting innovation</i>	121	Modernisation of agricultural holdings
		122	Improvement of the economic value of forests
		123	Adding value to agricultural and forestry products
		124	Cooperation for development of new products, processes and technologies in the agriculture and food sector and in the forestry sector
		125	Infrastructure related to the development and adaptation of agriculture and forestry
		126	Restoring agricultural production potential
	<i>Quality of agricultural production and products</i>	131	Meeting standards based on European legislation
		132	Participation of farmers in food quality schemes
		133	Information and promotion activities
<i>Transitional measures</i>	141	Semi-subsistence farming	
	142	Producer groups	
	143	Providing farm advisory and extension services	
Axis 2 - Improving the environment and the countryside	<i>Sustainable use of agricultural land</i>	211	Natural handicap payments to farmers in mountain areas
		212	Payments to farmers in areas with handicaps, other than mountain areas
		213	Natura 2000 payments and payments linked to Directive 2000/60/EC
		214	Agri-environment payments
		215	Animal welfare payments
		216	Non-productive investments
	<i>Sustainable use of forestry land</i>	221	First afforestation of agricultural land
		222	First establishment of agroforestry systems on agricultural land
		223	First afforestation of non-agricultural land
		224	Natura 2000 payments
		225	Forest-environment payments
		226	Restoring forestry potential and introducing prevention actions
		227	Non-productive investments
		Axis 3 - Quality of life in rural areas and diversification of the rural economy	<i>Diversify the rural economy</i>
312	Support for business creation and development		
313	Encouragement of tourism activities		
<i>Improve the quality of life in rural areas</i>	321		Basic services for the economy and rural population
	322		Village renewal and development
	323		Conservation and upgrading of the rural heritage
	331		Training and information
341	Skills-acquisition and animation measure with a view to preparing and implementing a local development strategy		
Axis 4 - Leader	<i>Implementing local development strategies</i>	411	Competitiveness
		412	Environment/land management
		413	Quality of life/diversification
		421	Implementing cooperation projects
		431	Running the local action group, skills acquisition, animation