



European Commission - Energy Policy

Prix en vigueur au
Prices in force on
Preise geltend am

Prix à la consommation des produits pétroliers hors droits et taxes
Consumer prices of petroleum products net of duties and taxes
Verbraucherpreise für Mineralölzeugnisse ohne Abgaben und Steuern

3/15/21

In national currency

	Euro-super 95 (I)	Gas oil automobile Automotive gas oil Dieselkraftstoff (I)	Gasoil de chauffage Heating gas oil Heizöl (II)	Fuel oil - Schweres Heizöl (III)Soufre	Fuel oil - Schweres Heizöl (III) Soufre > 1% Sulphur > 1% Schwefel > 1%
	1000L	1000L	1000L	t	t
Bulgaria (BGN)	845.58	904.83	788.33	-	-
Croatia (HRK)	4,320.8	4,788	3,374.6	4,349	-
Czechia (CZK)	12,526.12	14,327.69	11,935.13	N.A	-
Denmark (DKK)	5,079	4,869	5,681	5,099	-
Hungary (HUF)	212,421.68	222,951.65	222,951.65	194,342	-
Poland (PLN)	2,506.33	2,709.36	2,549.41	1,986.1	1,549.82
Romania (RON)	2,719	2,851.16	2,170.37	2,040.3	-
Sweden (SEK)	6,117	8,189.1	5,193.4	4,724	-



European Commission - Energy Policy

Prix à la consommation des produits pétroliers hors droits et taxes
 Consumer prices of petroleum products net of duties and taxes
 Verbraucherpreise für Mineralölzeugnisse ohne Abgaben und Steuern

Prix en vigueur au
 Prices in force on
 Preise geltend am

3/15/21

En/In EURO

	Euro-super 95 (I)	Gas oil automobile Automotive gas oil Dieselkraftstoff (I)	Gasoil de chauffage Heating gas oil Heizöl (II)	Fuel oil -Schweres Heizöl(III)Soufre	Fuel oil - Schweres Heizöl (III) Soufre > 1% Sulphur > 1%
	1000L	1000L	1000L	t	t
Austria	524.06	568.2	477.26	421	
Belgium	587.44	589.42	476.31	378.26	
Bulgaria	432.34	462.64	403.07		
Croatia	570.04	631.68	445.21	573.76	
Cyprus	530.58	601.47	547.67	648.05	
Czechia	478.22	547	455.66	N.A	
Denmark	683.01	654.77	763.97	685.7	
Estonia	558.67	642.17	664.5		
Finland	563.88	681.42	531.47		
France	566.77	549.47	565.42	451.7	
Germany	626.17	643.05	536.13		
Greece	572.95	644.08	487.25	462.66	
Hungary	577.81	606.46	606.46	528.63	
Ireland	524.22	555.03	437.11	487.78	
Italy	555.33	559.71	623.43	492.17	
Latvia	534.78	546.27	546.27		
Lithuania	548.44	565.39	445.06		323.74
Luxembourg	575.14	593.02	477.68		
Malta	586.21	553.02	615.37		
Netherlands	622.66	631.48	443.05	589.64	
Poland	545.87	590.09	555.26	432.57	337.55
Portugal	600.31	598.85	554.7	621.83	
Romania	556.66	583.72	444.34	417.71	
Slovakia	568.02	580.68		422.95	416.32
Slovenia	503.16	517.41	558.68		
Spain	610.9	590.66	472.6	390.08	
Sweden	600.59	804.04	509.91	463.82	
CE/EC/EG EUR27_2020 (IV) Moyenne pondérée Weighted average Gewichteter Durchschnitt	585.96	594.46	528.43	447.68	342.07
CE/EC/EG Euro Area 19 (€) (V) Moyenne pondérée € Weighted average € Gewichteter Durchschnitt €	593.62	591.48	526.38	441.02	381.6



European Commission - Energy Policy

Prix à la consommation des produits pétroliers hors droits et taxes
Consumer prices of petroleum products net of duties and taxes
Verbraucherpreise für Mineralölerzeugnisse ohne Abgaben und Steuern

Prix en vigueur au
Prices in force on
Preise geltend am

3/15/21

En/In EURO



European Commission - Energy Policy

Prix à la consommation des produits pétroliers hors droits et taxes
 Consumer prices of petroleum products net of duties and taxes
 Verbraucherpreise für Mineralölzeugnisse ohne Abgaben und Steuern

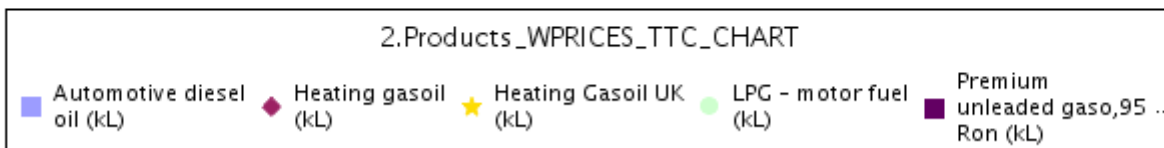
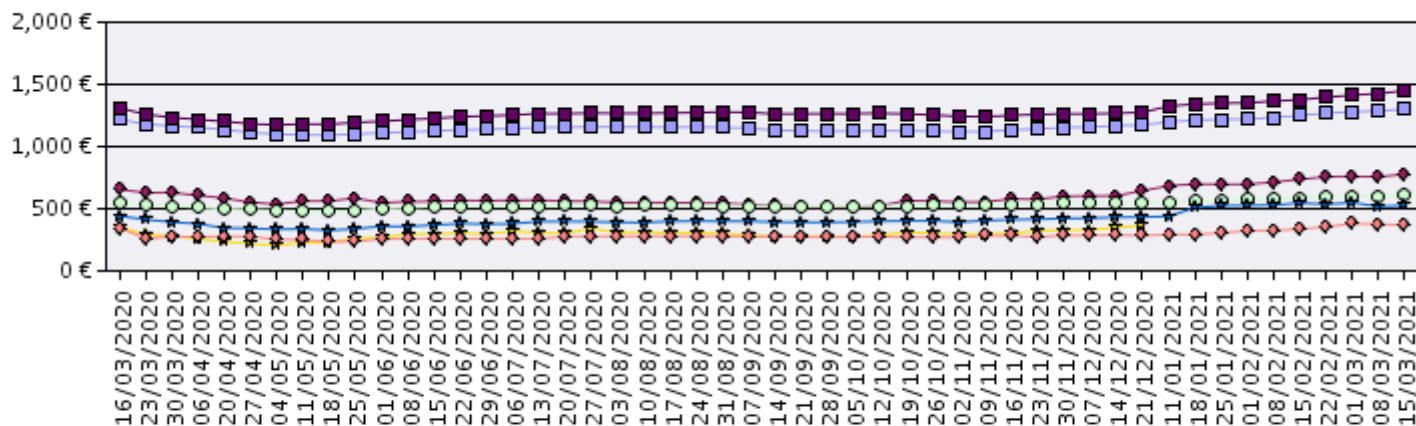
Prix en vigueur au
 Prices in force on
 Preise geltend am

3/15/21

Other petroleum products		In National Currency	In/En EURO
Lead Substitute Petrol (1000L) (l)	Greece (EUR)		662.36
Other petroleum products		In National Currency	In/En EURO
LPG - motor fuel (1000L) (l)	Belgium (EUR)		505.79
	Bulgaria (BGN)	612.4	313.12
	Croatia (HRK)	3,889.4	513.13
	Czechia (CZK)	9,577.19	365.64
	Estonia (EUR)		373.67
	France (EUR)		582.94
	Germany (EUR)		486.35
	Hungary (HUF)	179,985.12	489.58
	Italy (EUR)		392.39
	Latvia (EUR)		328.24
	Lithuania (EUR)		338.65
	Luxembourg (EUR)		486.23
	Netherlands (EUR)		421.12
	Poland (PLN)	1,632.43	355.54
	Portugal (EUR)		402.03
	Romania (RON)	1,918.92	392.86
	Slovakia (EUR)		416.72
	Slovenia (EUR)		412.1
	Spain (EUR)		554.98



MOYENNE PONDEREE - EUR27_2020 WEIGHTED AVERAGE - EUR27_2020 GEWICHTETER DURCHSCHNITT - EUR27_2020





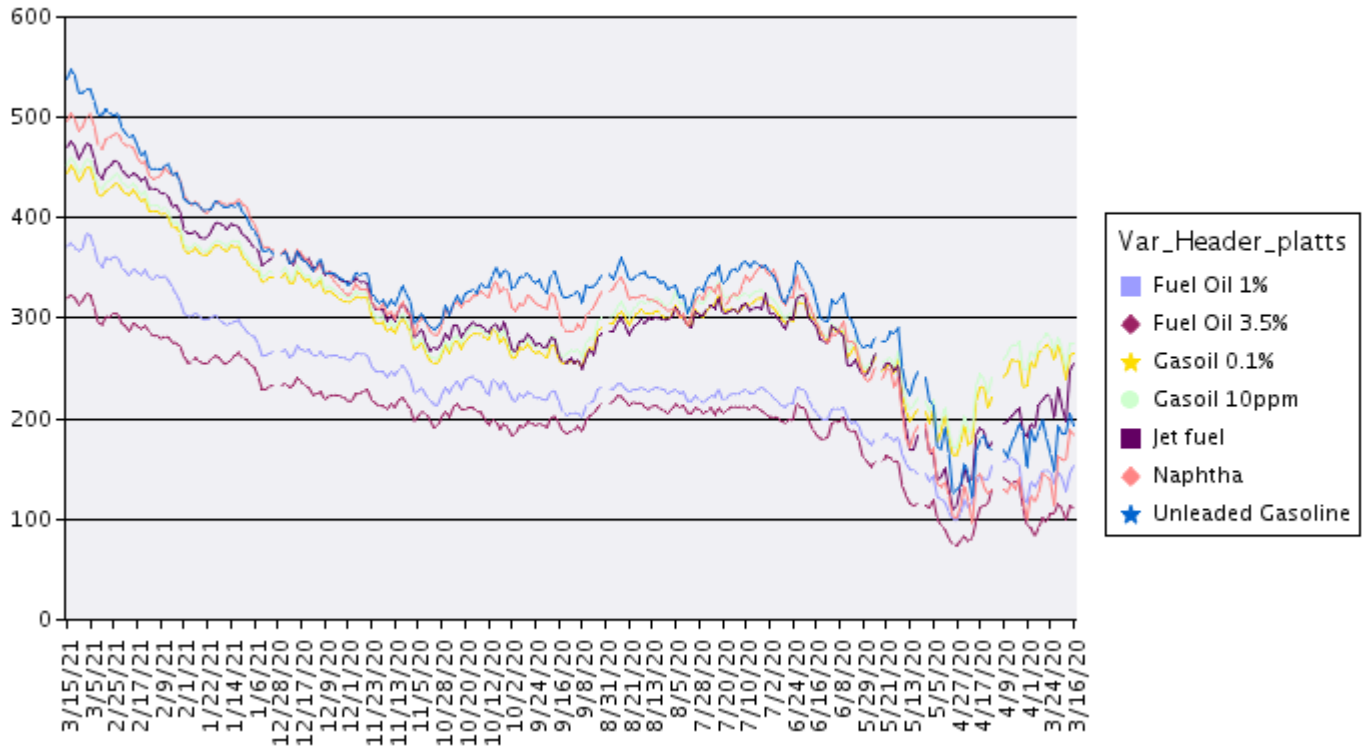
Prix à la consommation des produits pétroliers hors droits et taxes
Consumer prices of petroleum products net of duties and taxes
Verbraucherpreise für Mineralölerzeugnisse ohne Abgaben und Steuern

Prix en vigueur au
Prices in force on
Preise geltend am

3/15/21

Euro exchange rate		
Bulgaria	BGN	1.95580
Croatia	HRK	7.57980
Czechia	CZK	26.19300
Denmark	DKK	7.43620
Hungary	HUF	367.63000
Poland	PLN	4.59140
Romania	RON	4.88450
Sweden	SEK	10.18500

MOYENNE PONDEREE - EUR27_2020 WEIGHTED AVERAGE - EUR27_2020 GEWICHTETER DURCHSCHNITT - EUR27_2020





- (I) Pump prices
- (II) Delivered consumer prices for deliveries of 2000 to 5000 litres (for offtakes of less than 2000 litres the industrial sector may be taken into consideration)
- (III) Delivered consumer prices for offtakes of less than 2000 tonnes per month or less than 24000 tonnes per year (for Ireland, deliveries of 500 to 1000 tonnes per month)

The prices inclusive of duties and taxes are VAT excluded only in the cases of Residual fuel Oil –HS (sulphur content exceeding 1%) and Residual fuel Oil –LS (sulphur content not exceeding 1%).
- (IV) Average resulting from the weighting of the quantities consumed during the year 2,019(EUR 27)
- (V) Average resulting from the weighting of the quantities consumed during the year 2,019(EUROLAND)

The prices communicated by the Member States are the prices most frequently charged, based on a weighted average.

Comparisons between prices and price trends in different countries shall be carefully made. They are of limited validity because of differences in product quality, in marketing practices, in market structures, and to the extent that standard categories are representative of the total sales of a given product.

For Greece the disposal period of heating gas oil begins mid-October and ends in April.

As from 26/03/18 only one company in Ireland reports Residual fuel Oil –LS which is significantly cheaper.

Information concerning subscriptions to the Oil bulletin : e-mail : ener-oil-bulletin@ec.europa.eu

Disclaimer

This oil bulletin prepared by the European Commission aims at enhancing public access to information about petroleum product prices within the Members States of the European Union. Our goal is to keep this information timely and accurate. If errors are brought to our attention, we will try to correct them.

However the Commission accepts no responsibility or liability whatsoever with regard to the information on this publication.

Copyright notice

Reproduction is authorised provided the source is acknowledged.

© European Communities,2,021