



European Commission - Energy Policy

Prix en vigueur au
Prices in force on
Preise geltend am

Prix à la consommation des produits pétroliers hors droits et taxes
Consumer prices of petroleum products net of duties and taxes
Verbraucherpreise für Mineralölerzeugnisse ohne Abgaben und Steuern

3/8/21

In national currency

	Euro-super 95 (I)	Gas oil automobile Automotive gas oil Dieselkraftstoff (I)	Gasoil de chauffage Heating gas oil Heizöl (II)	Fuel oil - Schweres Heizöl (III)Soufre	Fuel oil - Schweres Heizöl (III) Soufre > 1% Sulphur > 1% Schwefel > 1%
	1000L	1000L	1000L	t	t
Bulgaria (BGN)	845.58	904.83	788.33	-	-
Croatia (HRK)	4,264	4,724	3,374.6	4,161	-
Czechia (CZK)	11,799.67	13,764.05	11,477.28	N.A	-
Denmark (DKK)	4,919	4,709	5,441	4,899	-
Hungary (HUF)	203,585.1	215,436.35	215,436.35	207,342	-
Poland (PLN)	2,397.71	2,563.62	2,540.67	1,909.49	1,602.67
Romania (RON)	2,653.45	2,804.89	2,092.26	2,167.71	-
Sweden (SEK)	5,952.2	8,134.7	5,038.2	4,448	-



European Commission - Energy Policy

Prix à la consommation des produits pétroliers hors droits et taxes
 Consumer prices of petroleum products net of duties and taxes
 Verbraucherpreise für Mineralölzeugnisse ohne Abgaben und Steuern

Prix en vigueur au
 Prices in force on
 Preise geltend am

3/8/21

En/In EURO

	Euro-super 95 (I) 1000L	Gas oil automobile Automotive gas oil Dieselkraftstoff (I) 1000L	Gasoil de chauffage Heating gas oil Heizöl (II) 1000L	Fuel oil -Schweres Heizöl(III)Soufre t	Fuel oil - Schweres Heizöl (III) Soufre > 1% Sulphur > 1% t
Austria	507.4	558.2	470.7	407	
Belgium	562.56	575.85	466.8	370.5	
Bulgaria	432.34	462.64	403.07		
Croatia	562.68	623.38	445.32	549.09	
Cyprus	521.75	584.79	533.14	648.05	
Czechia	446.67	521.03	434.47	N.A	
Denmark	661.49	633.25	731.69	658.8	
Estonia	558.67	642.17	659.5		
Finland	537.27	664.48	520.27		
France	550.67	537.4	553.63	445.45	
Germany	611.05	636.32	509.24		
Greece	556.4	633	476.99	463.99	
Hungary	554.44	586.72	586.72	564.67	
Ireland	495.19	528.93	421.96	474.38	
Italy	541.8	547.51	608.82	492.72	
Latvia	529.27	540.77	540.77		
Lithuania	527.09	558.19	442.16		323.74
Luxembourg	599.7	618.5	531.23		
Malta	586.21	553.02	615.37		
Netherlands	601.17	625.69	450.49	587.64	
Poland	521.22	557.28	552.3	415.09	348.39
Portugal	586.49	592.34	549.82	612.11	
Romania	543.16	574.16	428.29	443.73	
Slovakia	567.18	580.68		414.64	408
Slovenia	490.71	510.76	547.87		
Spain	596.39	590.66	461.08	384.1	
Sweden	584.68	799.06	494.9	436.92	
CE/EC/EG EUR27_2020 (IV) Moyenne pondérée Weighted average Gewichteter Durchschnitt	568.93	583.72	510.86	440.54	351.26
CE/EC/EG Euro Area 19 (€) (V) Moyenne pondérée € Weighted average € Gewichteter Durchschnitt €	577.84	583.52	508.54	436.06	376.4



European Commission - Energy Policy

Prix à la consommation des produits pétroliers hors droits et taxes
Consumer prices of petroleum products net of duties and taxes
Verbraucherpreise für Mineralölerzeugnisse ohne Abgaben und Steuern

Prix en vigueur au
Prices in force on
Preise geltend am

3/8/21

En/In EURO



European Commission - Energy Policy

Prix à la consommation des produits pétroliers hors droits et taxes
 Consumer prices of petroleum products net of duties and taxes
 Verbraucherpreise für Mineralölzeugnisse ohne Abgaben und Steuern

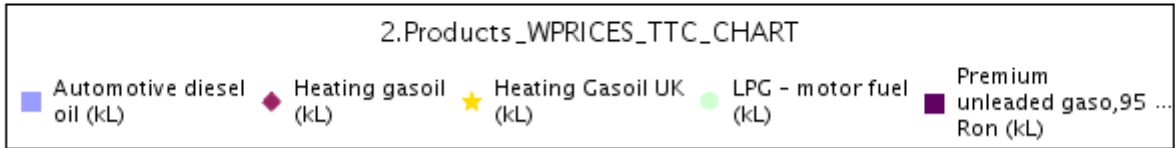
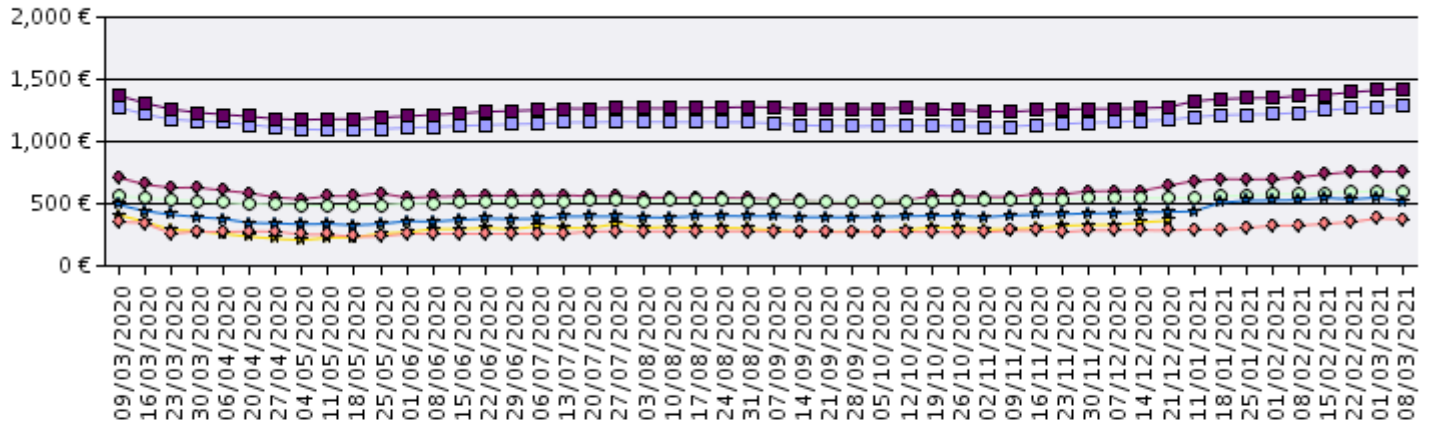
Prix en vigueur au
 Prices in force on
 Preise geltend am

3/8/21

Other petroleum products		In National Currency	In/En EURO
Lead Substitute Petrol (1000L) (l)	Greece (EUR)		648.23
Other petroleum products		In National Currency	In/En EURO
LPG - motor fuel (1000L) (l)	Belgium (EUR)		505.79
	Bulgaria (BGN)	612.4	313.12
	Croatia (HRK)	3,889.4	513.25
	Czechia (CZK)	9,263.97	350.68
	Estonia (EUR)		392.83
	France (EUR)		582.92
	Germany (EUR)		493.07
	Hungary (HUF)	177,585.69	483.63
	Italy (EUR)		389.08
	Latvia (EUR)		319.97
	Lithuania (EUR)		333.01
	Luxembourg (EUR)		510.74
	Netherlands (EUR)		406.24
	Poland (PLN)	1,560.66	339.26
	Portugal (EUR)		396.34
	Romania (RON)	1,913.24	391.64
	Slovakia (EUR)		397.55
	Slovenia (EUR)		392.39
	Spain (EUR)		549.4



MOYENNE PONDEREE - EUR27_2020 WEIGHTED AVERAGE - EUR27_2020 GEWICHTETER DURCHSCHNITT - EUR27_2020





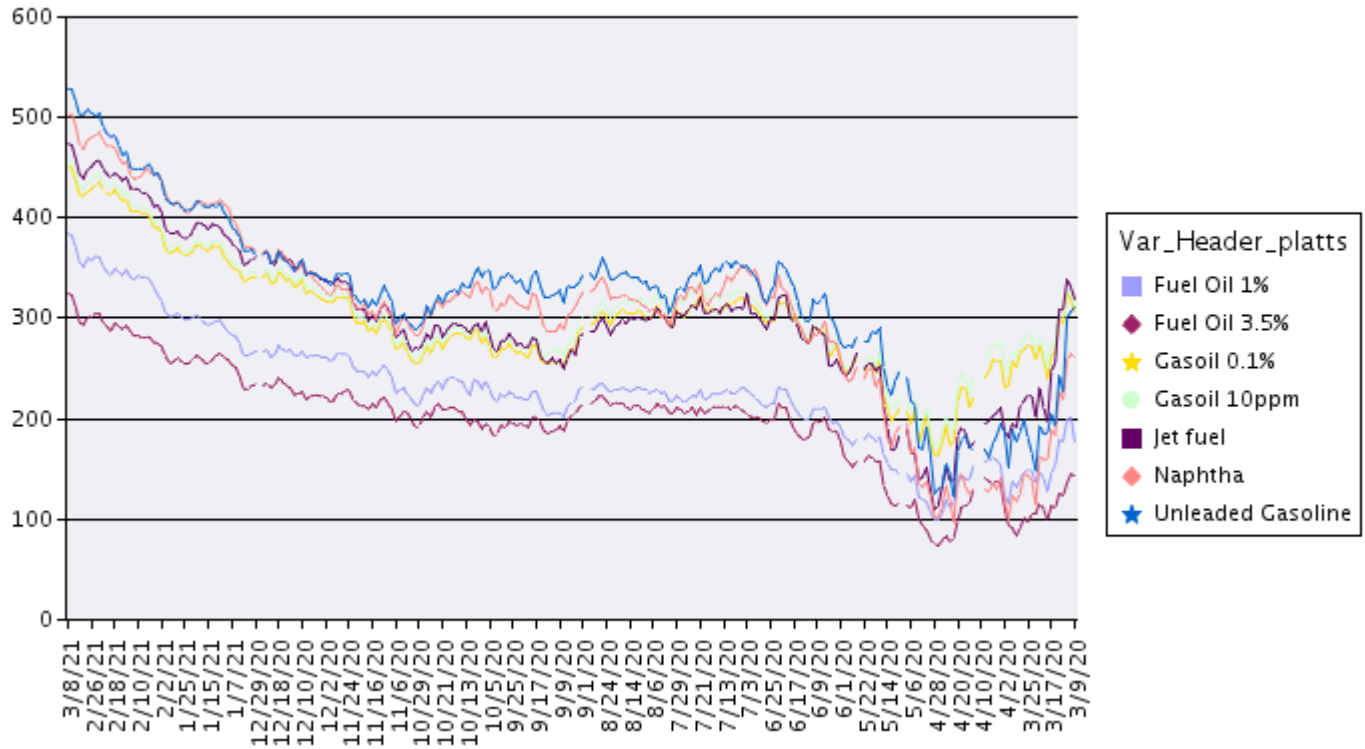
Prix à la consommation des produits pétroliers hors droits et taxes
Consumer prices of petroleum products net of duties and taxes
Verbraucherpreise für Mineralölerzeugnisse ohne Abgaben und Steuern

Prix en vigueur au
Prices in force on
Preise geltend am

3/8/21

Euro exchange rate		
Bulgaria	BGN	1.95580
Croatia	HRK	7.57800
Czechia	CZK	26.41700
Denmark	DKK	7.43620
Hungary	HUF	367.19000
Poland	PLN	4.60020
Romania	RON	4.88520
Sweden	SEK	10.18030

MOYENNE PONDEREE - EUR27_2020 WEIGHTED AVERAGE - EUR27_2020 GEWICHTETER DURCHSCHNITT - EUR27_2020





- (I) Pump prices
- (II) Delivered consumer prices for deliveries of 2000 to 5000 litres (for offtakes of less than 2000 litres the industrial sector may be taken into consideration)
- (III) Delivered consumer prices for offtakes of less than 2000 tonnes per month or less than 24000 tonnes per year (for Ireland, deliveries of 500 to 1000 tonnes per month)

The prices inclusive of duties and taxes are VAT excluded only in the cases of Residual fuel Oil –HS (sulphur content exceeding 1%) and Residual fuel Oil –LS (sulphur content not exceeding 1%).
- (IV) Average resulting from the weighting of the quantities consumed during the year 2,019(EUR 27)
- (V) Average resulting from the weighting of the quantities consumed during the year 2,019(EUROLAND)

The prices communicated by the Member States are the prices most frequently charged, based on a weighted average.

Comparisons between prices and price trends in different countries shall be carefully made. They are of limited validity because of differences in product quality, in marketing practices, in market structures, and to the extent that standard categories are representative of the total sales of a given product.

For Greece the disposal period of heating gas oil begins mid-October and ends in April.

As from 26/03/18 only one company in Ireland reports Residual fuel Oil –LS which is significantly cheaper.

Information concerning subscriptions to the Oil bulletin : e-mail : ener-oil-bulletin@ec.europa.eu

Disclaimer

This oil bulletin prepared by the European Commission aims at enhancing public access to information about petroleum product prices within the Members States of the European Union. Our goal is to keep this information timely and accurate. If errors are brought to our attention, we will try to correct them.

However the Commission accepts no responsibility or liability whatsoever with regard to the information on this publication.

Copyright notice

Reproduction is authorised provided the source is acknowledged.

© European Communities,2,021