



European Commission - Energy Policy

Prix en vigueur au
Prices in force on
Preise geltend am

Prix à la consommation des produits pétroliers hors droits et taxes
Consumer prices of petroleum products net of duties and taxes
Verbraucherpreise für Mineralölzeugnisse ohne Abgaben und Steuern

2/22/21

In national currency

	Euro-super 95 (I)	Gas oil automobile Automotive gas oil Dieselkraftstoff (I)	Gasoil de chauffage Heating gas oil Heizöl (II)	Fuel oil - Schweres Heizöl (III)Soufre	Fuel oil - Schweres Heizöl (III) Soufre > 1% Sulphur > 1% Schwefel > 1%
	1000L	1000L	1000L	t	t
Bulgaria (BGN)	845.58	904.83	788.33	-	-
Croatia (HRK)	4,024.8	4,620	3,206.6	4,036	-
Czechia (CZK)	11,054.21	13,119.42	10,630.17	N.A	-
Denmark (DKK)	4,687	4,725	5,419.4	4,569	-
Hungary (HUF)	189,543.5	209,399.65	209,399.65	173,842	-
Poland (PLN)	2,288.04	2,477.97	2,417.05	1,811.43	1,456.33
Romania (RON)	2,568.85	2,718.58	1,952.88	1,908.82	-
Sweden (SEK)	5,507.4	7,812.3	4,917.4	4,286	-



European Commission - Energy Policy

Prix à la consommation des produits pétroliers hors droits et taxes
 Consumer prices of petroleum products net of duties and taxes
 Verbraucherpreise für Mineralölzeugnisse ohne Abgaben und Steuern

Prix en vigueur au
 Prices in force on
 Preise geltend am

2/22/21

En/In EURO

	Euro-super 95 (I)	Gas oil automobile Automotive gas oil Dieselkraftstoff (I)	Gasoil de chauffage Heating gas oil Heizöl (II)	Fuel oil -Schweres Heizöl(III)Soufre	Fuel oil - Schweres Heizöl (III) Soufre > 1% Sulphur > 1%
	1000L	1000L	1000L	t	t
Austria	482.4	540.7	456.74	394	
Belgium	519.91	564.35	456.14	356.09	
Bulgaria	432.34	462.64	403.07		
Croatia	531.58	610.19	423.51	533.06	
Cyprus	495.31	560.09	509.53	648.05	
Czechia	425.92	505.49	409.58	N.A	
Denmark	630.27	635.38	728.76	614.4	
Estonia	534.5	608.83	647		
Finland	516.3	647.54	510.37		
France	529.69	525.66	545.62	426.22	
Germany	574.91	614.47	525.09		
Greece	530.16	612.19	460.23	445.01	
Hungary	527.84	583.14	583.14	484.12	
Ireland	482.79	514.45	412.53	457.18	
Italy	516.31	522.69	596.59	462.72	
Latvia	520.31	533.87	533.87		
Lithuania	498.42	544.55	432.12		323.74
Luxembourg	572.35	615.94	515.44		
Malta	586.21	553.02	615.37		
Netherlands	581.34	610.82	410.82	554.64	
Poland	508.66	550.88	537.34	402.7	323.76
Portugal	558.04	579.33	531.94	679.69	
Romania	526.86	557.57	400.53	391.49	
Slovakia	533.02	548.18		399.87	393.23
Slovenia	458.25	483.26	530.34		
Spain	575.26	571.93	442.22	427.66	
Sweden	549.01	778.78	490.2	427.25	
CE/EC/EG EUR27_2020 (IV) Moyenne pondérée Weighted average Gewichteter Durchschnitt	542.34	567.29	511.59	457.05	328.21
CE/EC/EG Euro Area 19 (€) (V) Moyenne pondérée € Weighted average € Gewichteter Durchschnitt €	549.64	565.26	509.78	457.64	367.17



European Commission - Energy Policy

Prix à la consommation des produits pétroliers hors droits et taxes
Consumer prices of petroleum products net of duties and taxes
Verbraucherpreise für Mineralölerzeugnisse ohne Abgaben und Steuern

Prix en vigueur au
Prices in force on
Preise geltend am

2/22/21

En/In EURO



European Commission - Energy Policy

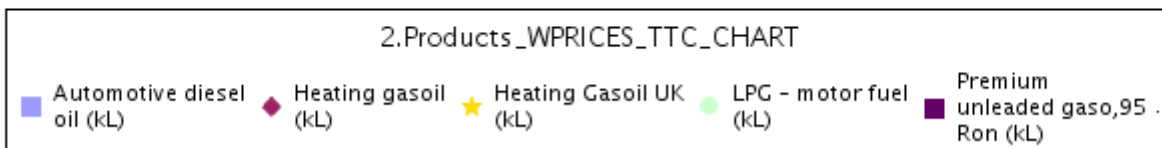
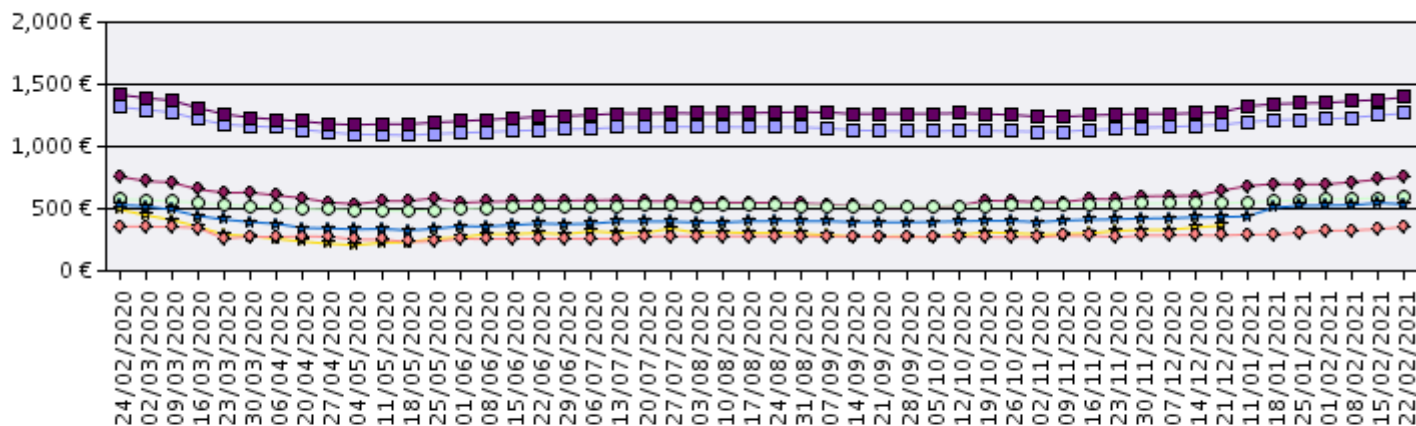
Prix à la consommation des produits pétroliers hors droits et taxes
 Consumer prices of petroleum products net of duties and taxes
 Verbraucherpreise für Mineralölzeugnisse ohne Abgaben und Steuern

Prix en vigueur au
 Prices in force on
 Preise geltend am

2/22/21

Other petroleum products		In National Currency	In/En EURO
Lead Substitute Petrol (1000L) (l)	Greece (EUR)		637.32
Other petroleum products		In National Currency	In/En EURO
LPG - motor fuel (1000L) (l)	Belgium (EUR)		505.79
	Bulgaria (BGN)	612.4	313.12
	Croatia (HRK)	3,831.8	506.09
	Czechia (CZK)	8,752.4	337.23
	Estonia (EUR)		362.83
	France (EUR)		580.77
	Germany (EUR)		500.96
	Hungary (HUF)	163,113.65	454.24
	Italy (EUR)		381.74
	Latvia (EUR)		306.33
	Lithuania (EUR)		320.66
	Luxembourg (EUR)		499.63
	Netherlands (EUR)		397.15
	Poland (PLN)	1,502.73	334.07
	Portugal (EUR)		378.46
	Romania (RON)	1,890.11	387.65
	Slovakia (EUR)		389.22
	Slovenia (EUR)		406.16
	Spain (EUR)		542.78

MOYENNE PONDEREE - EUR27_2020 WEIGHTED AVERAGE - EUR27_2020 GEWICHTETER DURCHSCHNITT - EUR27_2020





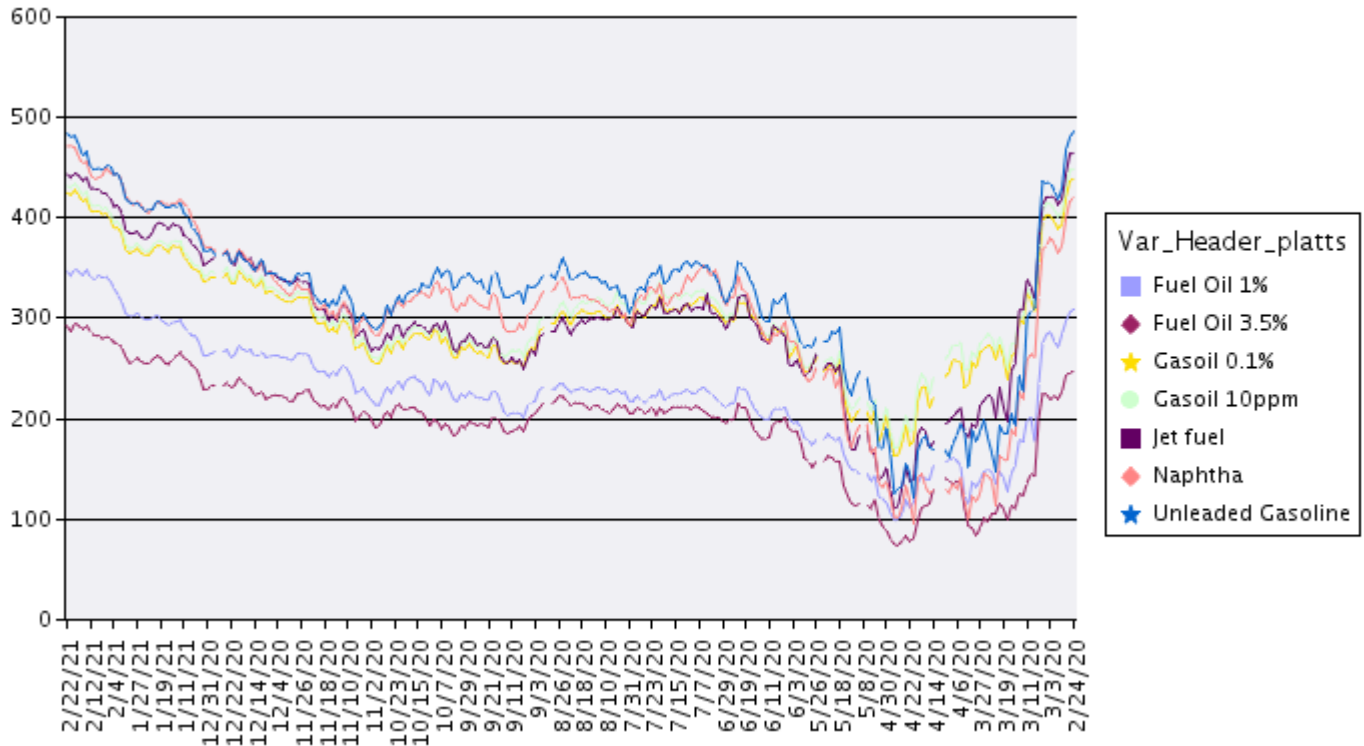
Prix à la consommation des produits pétroliers hors droits et taxes
Consumer prices of petroleum products net of duties and taxes
Verbraucherpreise für Mineralölzeugnisse ohne Abgaben und Steuern

Prix en vigueur au
Prices in force on
Preise geltend am

2/22/21

Euro exchange rate		
Bulgaria	BGN	1.95580
Croatia	HRK	7.57140
Czechia	CZK	25.95400
Denmark	DKK	7.43650
Hungary	HUF	359.09000
Poland	PLN	4.49820
Romania	RON	4.87580
Sweden	SEK	10.03150

MOYENNE PONDEREE - EUR27_2020 WEIGHTED AVERAGE - EUR27_2020 GEWICHTETER DURCHSCHNITT - EUR27_2020





- (I) Pump prices
- (II) Delivered consumer prices for deliveries of 2000 to 5000 litres (for offtakes of less than 2000 litres the industrial sector may be taken into consideration)
- (III) Delivered consumer prices for offtakes of less than 2000 tonnes per month or less than 24000 tonnes per year (for Ireland, deliveries of 500 to 1000 tonnes per month)

The prices inclusive of duties and taxes are VAT excluded only in the cases of Residual fuel Oil –HS (sulphur content exceeding 1%) and Residual fuel Oil –LS (sulphur content not exceeding 1%).
- (IV) Average resulting from the weighting of the quantities consumed during the year 2,019(EUR 27)
- (V) Average resulting from the weighting of the quantities consumed during the year 2,019(EUROLAND)

The prices communicated by the Member States are the prices most frequently charged, based on a weighted average.

Comparisons between prices and price trends in different countries shall be carefully made. They are of limited validity because of differences in product quality, in marketing practices, in market structures, and to the extent that standard categories are representative of the total sales of a given product.

For Greece the disposal period of heating gas oil begins mid-October and ends in April.

As from 26/03/18 only one company in Ireland reports Residual fuel Oil –LS which is significantly cheaper.

Information concerning subscriptions to the Oil bulletin : e-mail : ener-oil-bulletin@ec.europa.eu

Disclaimer

This oil bulletin prepared by the European Commission aims at enhancing public access to information about petroleum product prices within the Members States of the European Union. Our goal is to keep this information timely and accurate. If errors are brought to our attention, we will try to correct them.

However the Commission accepts no responsibility or liability whatsoever with regard to the information on this publication.

Copyright notice

Reproduction is authorised provided the source is acknowledged.

© European Communities,2,021