

In national currency					
	Euro-super 95 (I)	Gas oil automobile Automotive gas oil Dieselkraftstoff (I)	Gas oil de chauffage Heating gas oil Heizöl (II)	Fuel oil - Schweres Heizöl (III) Soufre <= 1% Sulphur <= 1% Schwefel <= 1%	Fuel oil - Schweres Heizöl (III) Soufre > 1% Sulphur > 1% Schwefel > 1%
	1000L	1000L	1000L	t	t
Bulgaria (BGN)	522.00	695.00	548.00		335.00
Czech Republic (CZK)	7,181.01	10,429.83	9,434.87	6,307.00	
Denmark (DKK)	2,205.00	2,862.00	2,892.00	1,254.00	
Estonia (EEK)	3,900.34	5,805.34	6,023.05		
Hungary (HUF)	83,546.88	113,886.02	113,886.02	58,592.00	
Latvia (LVL)	233.15	305.88	305.88		102.87
Lithuania (LTL)	1,016.42	1,464.96	1,187.50		425.31
Poland (PLN)	1,075.87	1,573.21	1,322.74	1,228.00	681.00
Romania (RON)	1,249.82	1,779.50	1,559.92	1,565.00	
Slovakia (SKK)	9,563.03	14,031.09	11,766.12	7,500.00	7,300.00
Sweden (SEK)	2,424.00	4,013.00	3,388.00	1,959.02	
United Kingdom (GBP)	219.31	324.94	299.10		

En/In EURO					
	Euro-super 95 (I)	Gas oil automobile Automotive gas oil Dieselkraftstoff (I)	Gas oil de chauffage Heating gas oil Heizöl (II)	Fuel oil - Schweres Heizöl (III) Soufre <= 1% Sulphur <= 1% Schwefel <= 1%	Fuel oil - Schweres Heizöl (III) Soufre > 1% Sulphur > 1% Schwefel > 1%
	1000L	1000L	1000L	t	t
Austria	244.66	365.25	368.95	180.00	
Belgium	295.11	422.74	333.16	155.35	
Bulgaria	266.90	355.35	280.19		171.29
Cyprus	354.46	451.73	400.13	412.89	405.90
Czech Republic	268.35	389.75	352.57	235.69	
Denmark	296.02	384.22	388.25	168.35	
Estonia	249.28	371.03	384.94		
Finland	326.39	498.57	370.98	330.18	
France	266.31	363.07	392.40	188.88	166.53
Germany	250.54	384.22	381.77	209.30	
Greece	341.92	521.15	407.22	250.68	
Hungary	312.76	426.33	426.33	219.34	
Ireland	356.49	503.01	470.87	179.86	
Italy	338.20	429.07	435.33	220.62	
Latvia	329.77	432.64	432.64		145.50
Lithuania	294.38	424.28	343.92		123.18
Luxembourg	286.55	383.88	324.00		
Malta	493.93	506.58	555.75		387.98
Netherlands	354.44	443.01	248.08	138.49	
Poland	260.12	380.37	319.81	296.91	164.65
Portugal	311.92	429.56	387.39	311.49	
Romania	308.67	439.49	385.26	386.52	
Slovakia	317.43	465.75	390.56	248.95	242.32
Slovenia	286.60	379.08	338.83	217.50	
Spain	303.81	409.63	360.34	250.13	
Sweden	226.38	374.78	316.41	182.96	
United Kingdom	234.36	347.23	319.62		
CE/EC/EG EUR 27 (IV) Moyenne pondérée Weighted average Gewichteter Durchschnitt	281.74	396.93	378.69	226.79	232.64
CE/EC/EG EUR 25 (IV) Moyenne pondérée Weighted average Gewichteter Durchschnitt	281.41	396.67	378.80	221.41	245.07
CE/EC/EG Euro Area 15 (€) (V) Moyenne pondérée € Weighted average € Gewichteter Durchschnitt €	298.88	403.58	381.32	224.34	342.23

Other petroleum products	In National Currency	In/En EURO
--------------------------	-------------------------	------------

Lead Substitute Petrol (1000L) (I)

Czech Republic (CZK)	6,950.76	259.74
Greece (EUR)		432.32
Netherlands (EUR)		410.74
Portugal (EUR)		366.07
Romania (RON)	1,283.41	316.97

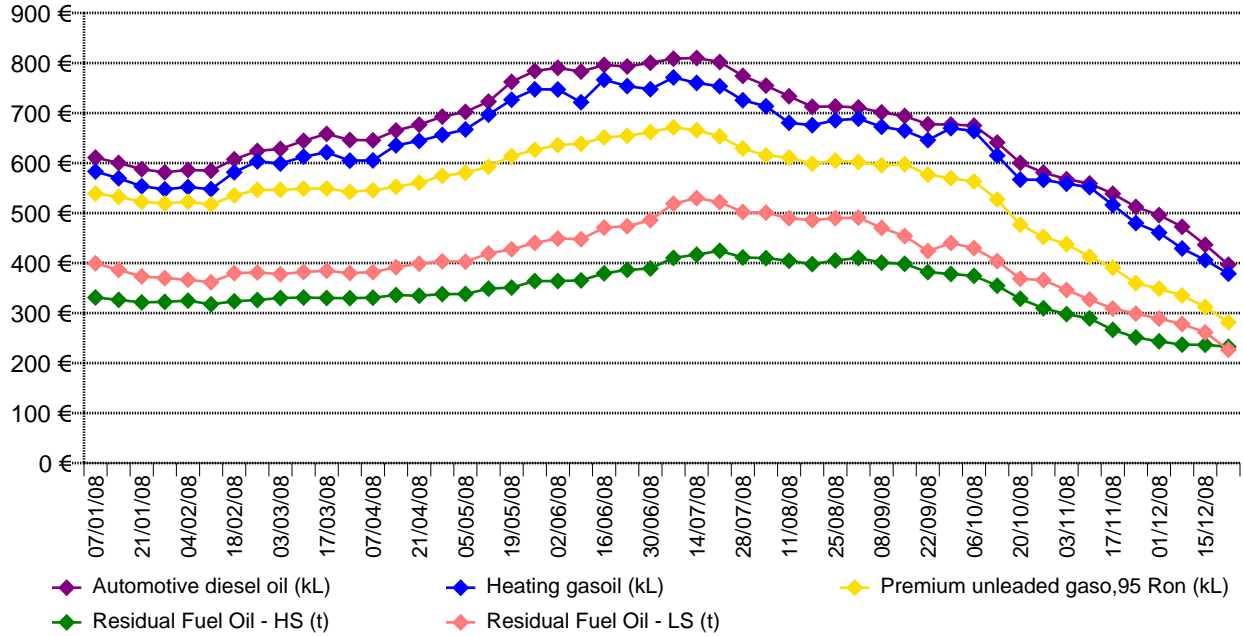
LPG - motor fuel (1000L) (I)

Belgium (EUR)		322.31
Bulgaria (BGN)	700.00	357.91
Czech Republic (CZK)	9,509.75	355.37
Estonia (EEK)	6,490.75	414.83
France (EUR)		527.14
Germany (EUR)		432.87
Hungary (HUF)	97,069.48	363.38
Italy (EUR)		380.82
Latvia (LVL)	211.76	299.52
Lithuania (LTL)	1,012.48	293.23
Luxembourg (EUR)		295.32
Netherlands (EUR)		351.21
Poland (PLN)	1,085.98	262.57
Portugal (EUR)		412.85
Romania (RON)	1,375.87	339.80
Slovakia (SKK)	13,569.75	450.43
Slovenia (EUR)		392.45
Spain (EUR)		345.88

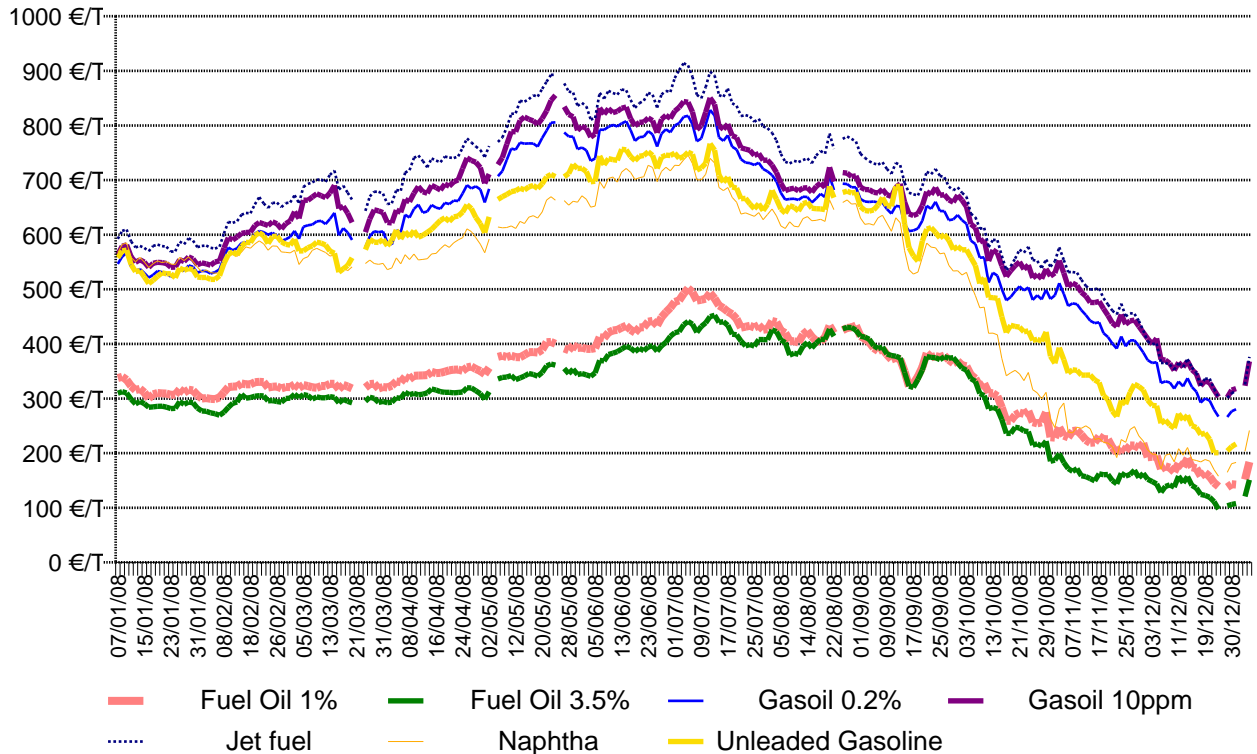
Standard Grade Burning Oil UK (1000L) (II)

United Kingdom (GBP)	302.24	322.97
----------------------	--------	--------

PRIX A LA CONSOMMATION DES PRODUITS PETROLIERS (hors droits et taxes) - MOYENNE PONDEREE - EUR 27
 CONSUMER PRICES OF PETROLEUM PRODUCTS (Net of duties and taxes) - WEIGHTED AVERAGE - EUR 27
 VERBRAUCHERPREISE FÜR MINERALÖLERZEUGNISSE (ohne Steuern und Abgaben) - GEWICHTETER DURCHSCHNITT - EUR 27



PRIX SPOT DES PRODUITS PETROLIERS (Platts) - COTATIONS DE ROTTERDAM FOB
 SPOT OIL PRODUCTS PRICES (Platts) - ROTTERDAM QUOTATIONS-BARGES FOB
 SPOT-PREISE MINERALÖLERZEUGNISSE (Platts) - ROTTERDAM NOTIERUNGEN FOB




Euro exchange rate		
Bulgaria	BGN	1.95580
Czech Republic	CZK	26.76000
Denmark	DKK	7.44880
Estonia	EEK	15.64660
Hungary	HUF	267.13000
Latvia	LVL	0.70700
Lithuania	LTL	3.45280
Poland	PLN	4.13600
Romania	RON	4.04900
Slovakia	SKK	30.12600
Sweden	SEK	10.70750
United Kingdom	GBP	0.93580

- (I) Pump prices
- (II) Delivered consumer prices for deliveries of 2 000 to 5 000 litres (for offtakes of less than 2 000 litres the industrial sector may be taken into consideration)
- (III) Delivered consumer prices for offtakes of less than 2 000 tonnes per month or less than 24 000 tonnes per year (for Ireland, deliveries of 500 to 1 000 tonnes per month)

The prices inclusive of duties and taxes are VAT excluded

- (IV) Average resulting from the weighting of the quantities consumed during the year 2007 (EUR 27/EUR 25)
- (V) Average resulting from the weighting of the quantities consumed during the year 2007 (EUROLAND)

	EUROPEAN COMMISSION Directorate General Energy and Transport	Prix en vigueur au Prices in force on Preise geltend am
	Prix à la consommation des produits pétroliers hors droits et taxes Consumer prices of petroleum products net of duties and taxes Verbraucherpreise für Mineralölserzeugnisse ohne Abgaben und Steuern	05/01/2009

The prices communicated by the Member States are the prices most frequently charged, based on a weighted average.

Comparisons between prices and price trends in different countries shall be carefully made. They are of limited validity because of differences in product quality, in marketing practices, in market structures, and to the extent that standard categories are representative of the total sales of a given product.

Information concerning subscriptions to the Oil bulletin : e-mail : tren-oil-bulletin@ec.europa.eu

Disclaimer

This oil bulletin prepared by the European Commission aims at enhancing public access to information about petroleum product prices within the Members States of the European Union. Our goal is to keep this information timely and accurate. If errors are brought to our attention, we will try to correct them.

However the Commission accepts no responsibility or liability whatsoever with regard to the information on this publication.

Copyright notice

Reproduction is authorised provided the source is acknowledged.

© European Communities, 2008