

EIP-AGRI Workshop Data Sharing

April 4 – 5, 2014 – Bratislava, Slovakia



eip-agri
AGRICULTURE & INNOVATION



funded by



European
Commission

EIP-AGRI Workshop 'Data Sharing' Wednesday 5 April 2017, Bratislava - Slovakia

09:00 – 09:15 Welcome to the session

Sarah Watson, EIP-AGRI Service Point

09:15 – 10:45 BREAKOUT SESSION: Developing a farmer's data sharing story

10:45 – 11:15 Coffee break

11:15 – 11:45 BREAKOUT SESSION: Presenting actions for effective and equitable data sharing

11:45 – 12:20 Bringing the actions together

Sarah Watson – EIP-AGRI Service Point

12:30 – 12:50 Results in view of EC Communication on Building a European Data Economy

Louis Mahy - DG AGRI , European Commission

12:50 – 13:00 Workshop wrap up

Iman Boot - DG AGRI , European Commission

13:00 – 14:00 Light lunch and goodbye





Data sharing models

The workshop programme – Day 2



What did we achieve yesterday?

- ❑ Assessment questions
- ❑ Analysis of four of the best data sharing examples
- ❑ Your list of the elements required to create an enabling environment – your dos and don'ts



Do!

1. Transparency & Trust

- Clear terms (contractual, legal...)?
- Safe data storage and management?
- Clear on use of data & distribution of generated value?
- Visible & credible service provider?
- User in control of data sharing?



Do!

2. Terms of Use & Licensing

- Customised & fine-grained enough for all data parts & derivatives & uses?
- Specific provisions of who has access to what & for which purpose?
- Clearly positioned in the Closed vs Open data spectrum?



Do!

3. Incentives

- What type of incentives for data sharing are offered to make it a win-win case? (monetary, features, added value extracted from data, societal good, etc)



Don't!

1. Hide Intentions & Purpose of Data Use & Value Creation
2. Centralise Data Collection, Processing & Storage
3. Over-Regulate (being too localised or protective)

DAY 1

Apply the questions and add more

Coffee & question selection

Assess most promising existing examples

C
o
m
b
i
n
e

D
o
s
&
d
o
n'
t
s

Comparing room results – building the list

Actionable list of things to do (and not) to create an enabling environment

DAY 2

Creating your own data sharing story

Coffee

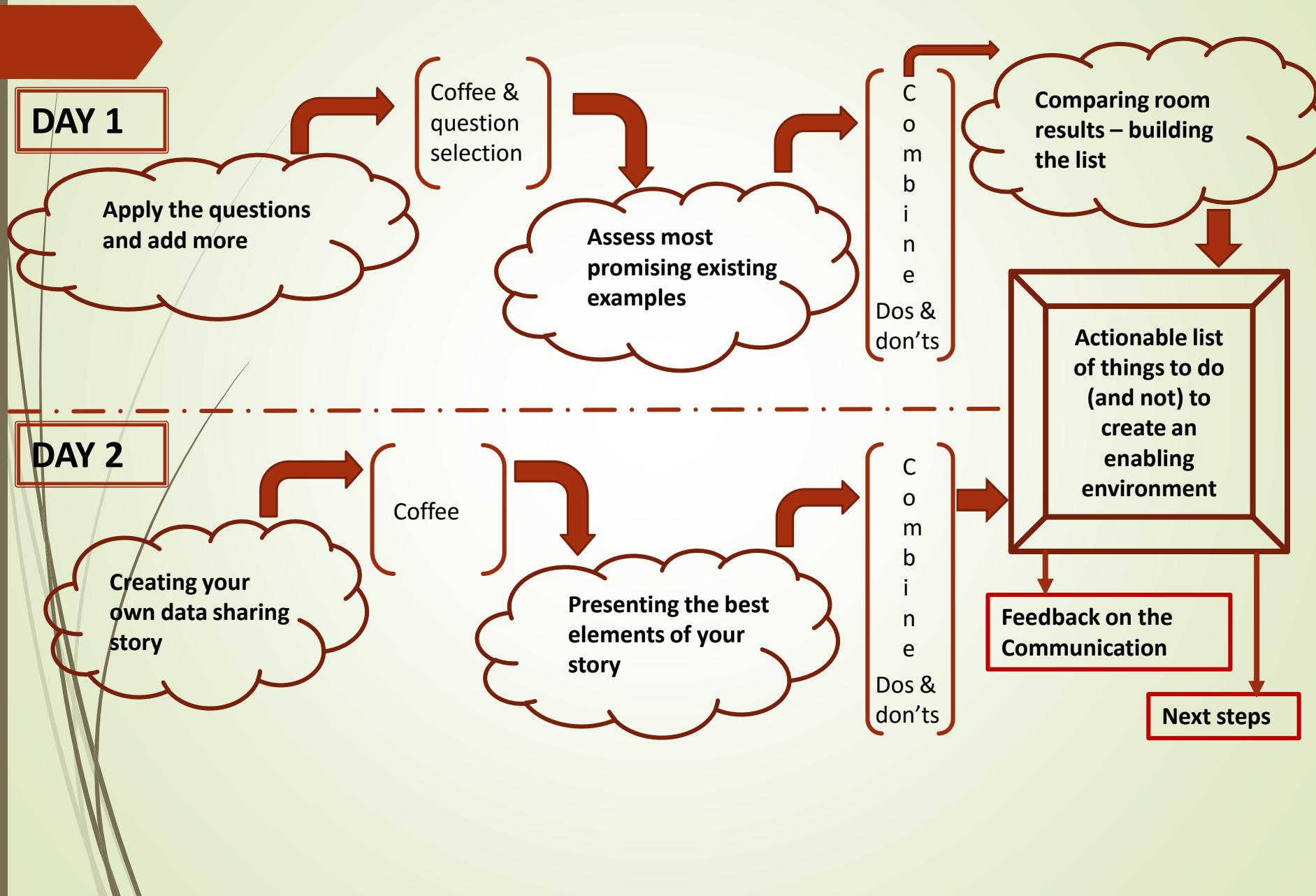
Presenting the best elements of your story

C
o
m
b
i
n
e

D
o
s
&
d
o
n'
t
s

Feedback on the Communication

Next steps



DAY 2

Creating your own data sharing story

Coffee

Presenting the best elements of your story

C
o
m
b
i
n
e
D
o
s
&
d
o
n'
t
s

Actionable list of things to do (and not) to create an enabling environment

Feedback on the Communication

Next steps

Break out rooms

4 rooms – 3 groups in each (1hr 30mins)

- agricultural machinery
- farm management systems
- Public compliance, research
- retail, supply chain

Work through data sharing story boards asking key questions to create your own example.

Choose your story – commercial and complex

Complete your story – demonstrating how you have addressed the dos and don'ts

DAY 2





Your data sharing story

1. What data is being offered in your group's story?

2. Who will own the data?

3. How will the data be stored?

7. Who will regulate this commercial use?

• How?

8. What are the benefits for farmers?

9. Why might farmers hesitate to share their data under this application?

4. How is the data controlled?

Who can manage the data?

• How?

+

How is the data used?

• How is it distributed?

6. Is commercial use allowed?

• If so, what rules are there for reusing the data this way?

5. Who can access the data?

10. Are the benefits shared fairly?

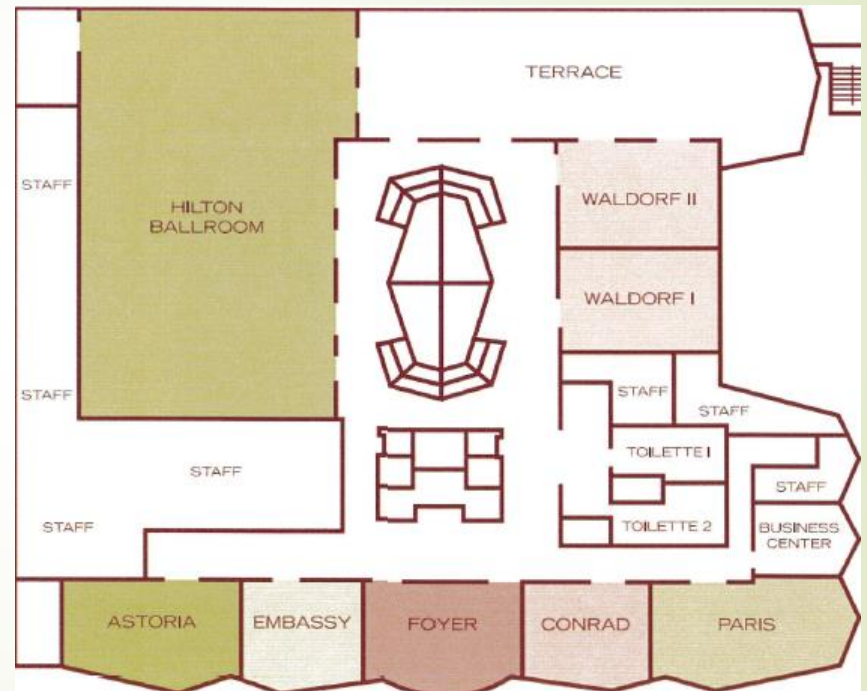
11. How can we make this data sharing happen?

Do

Do
n't

Themes and rooms

- ❓ Agricultural machinery – Astoria with Louis
- ❓ Farm system management – Embassy with Iman
- ❓ Public, compliance & research – Foyer with Quico
- ❓ Retail and supply chain – Conrad with Andres



Break out rooms

4 rooms – 3 groups in each (15 mins)

Each team has 5 mins to present

- How have the dos and don'ts been addressed

Each room selects the story it feels has done this best

DAY 2



Plenary (55mins)

Bring your presentation to the Plenary!

5 mins to present and 5 mins discussion

DAY 2

Building your own story

Coffee


Presenting the best elements of your story

C
o
m
b
i
n
e
D
o
s
&
d
o
n't
s

Actionable list of things to do (and not) to create an enabling environment

Feedback on the Communication

Next steps



Plenary (15mins)

Gather your thoughts on the principles within the Communication – vote and share your views

DAY 2



Plenary (10mins)

What happens next and how you can be involved

DAY 2



EIP-AGRI Workshop 'Data Sharing'

ALL PRESENTATIONS & BACKGROUND DOCUMENTS ARE AVAILABLE ON THE [EVENT WEBPAGE](#)

WWW.EIP-AGRI.EU

