



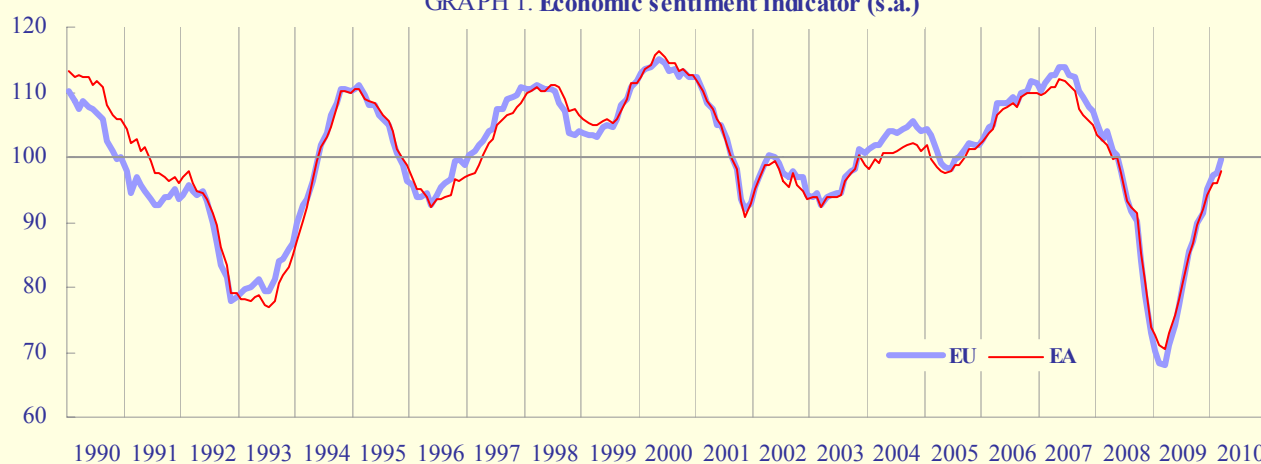
## BUSINESS AND CONSUMER SURVEY RESULTS

March 2010

Upcoming releases of Business and Consumer Survey results – Flash CCI: 22 April, ESI 29 April, 2010

[ec.europa.eu/economy\\_finance/bcs](http://ec.europa.eu/economy_finance/bcs)

GRAPH 1: Economic sentiment indicator (s.a.)



### Economic Sentiment Indicator regains momentum

In March, the *Economic Sentiment Indicator* (ESI) improved significantly, reaching 99.6 (+2.0 points) in the EU and 97.7 (+1.8) in the euro area. After the pause recorded in February, the upward trend appears to have regained its momentum. The ESI is now close to its long-term average, albeit it will still require further improvement for the economic activity to reach its pre-crisis level.

The majority of the Member States reported a general improvement in sentiment. Among the largest Member States, *Germany* (+3.4 points) reported the most significant increase, followed by *Poland* (+2.7), the *UK* (+2.6) and the *Netherlands* (+2.4). The improvements were less marked in *France* (+1.4) and *Spain* (+1.4). Sentiment in *Italy* deteriorated moderately (-1.5). However, this overall improvement masks divergences across countries, with sentiment being broadly at its long-term average in some Member States (*Poland*, *Germany*, *France*, *Italy*), while others are lagging behind (the *Netherlands*, *Portugal*, *Spain* and *Greece*).

Sentiment in *industry* increased by 2 points in the EU and by 3 points in the euro area. This sharp rebound in confidence, picking up again after having levelled off in February, was the main driver of the overall improvement, with *Germany* contributing the most. Managers in industry were upbeat about their order books and production expectations, whereas the level of stocks was assessed with some caution.

Confidence in *services* improved by 1 point in the EU and remained unchanged in the euro area. The *retail* sector improved by 1 point in the EU and by 2 points in the euro area. Positive signals emerged also in *construction*, which increased by 2 points in the EU and by 3 points in the euro area.

In line with the flash estimate, confidence among *consumers* remained broadly unchanged in both the EU and the euro area. Across countries, views diverged on the general economic outlook and unemployment expectations, resulting in a generally cautious outlook for both EU and euro-area aggregates.

Confidence in financial services – which is not included in the ESI – improved by 1 point in the EU and declined by 2 points in the euro area. Confidence remains broadly at its pre-crisis level.

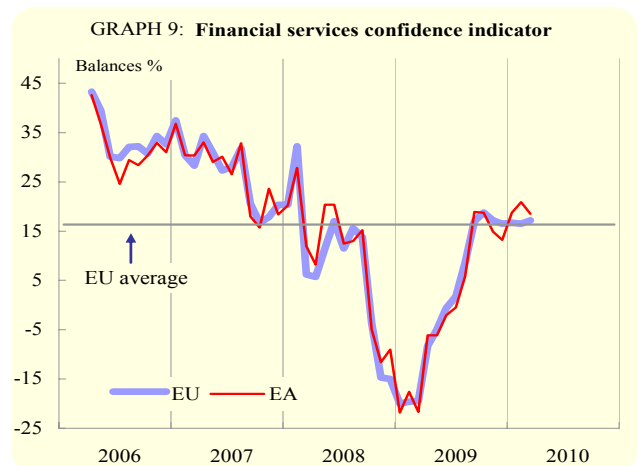
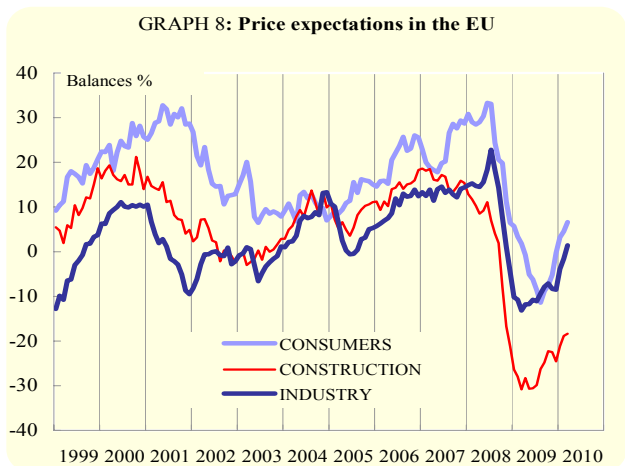
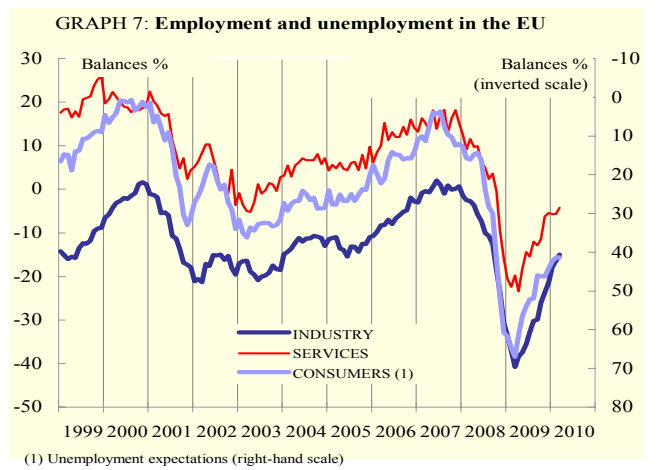
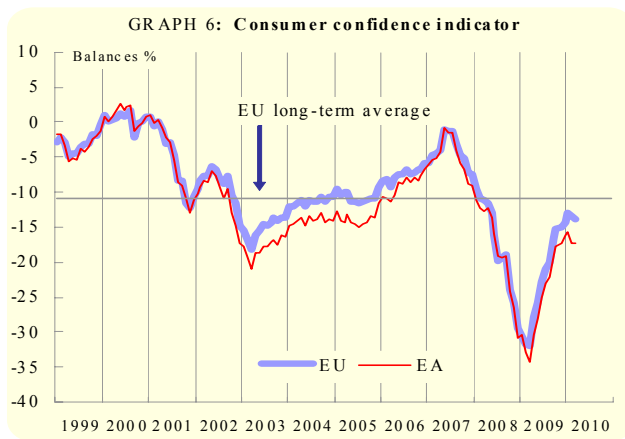
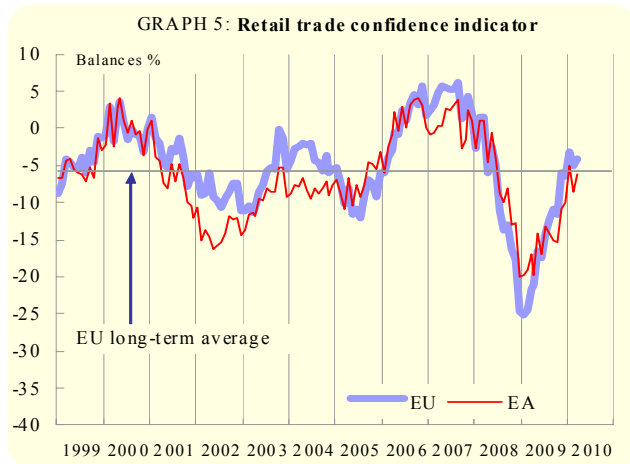
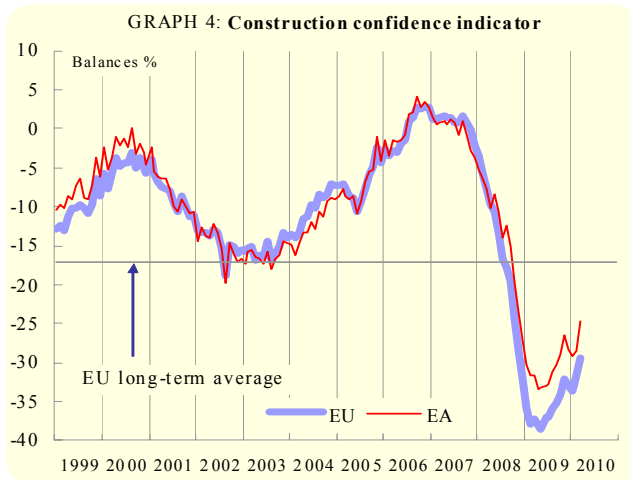
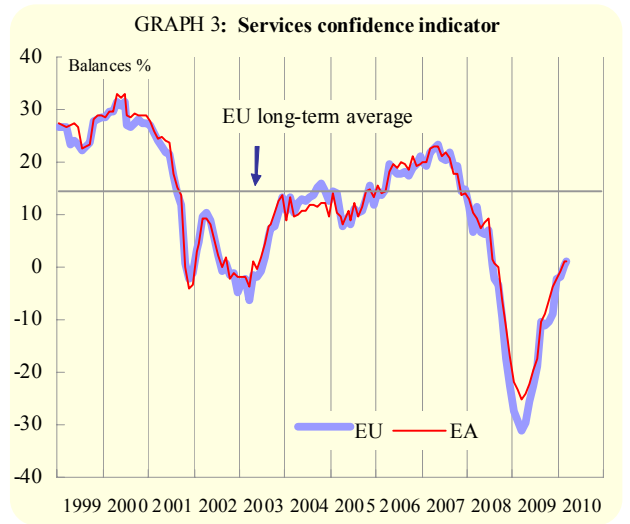
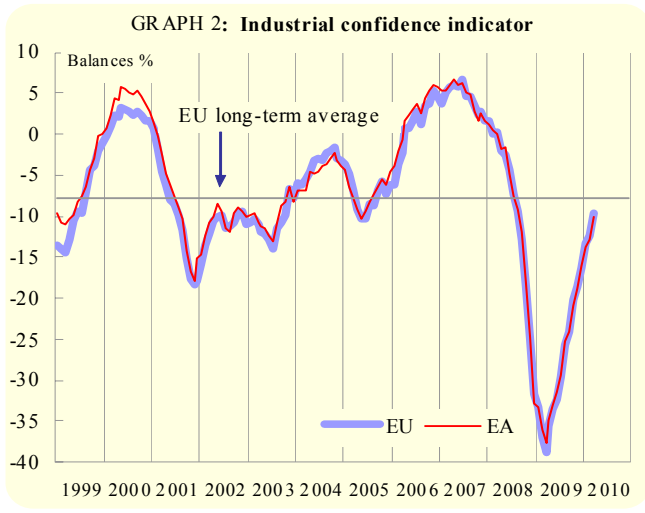


TABLE 1\*: Indicators of confidence and economic sentiment (s.a.) \*\*

|    |                 | Since 1990 (*) |              |              |              |              | 2009        |             |             |             |             |             |             |             |             |              | 2010         |              |  |
|----|-----------------|----------------|--------------|--------------|--------------|--------------|-------------|-------------|-------------|-------------|-------------|-------------|-------------|-------------|-------------|--------------|--------------|--------------|--|
|    |                 | Min.           |              | Ave.         | Max.         |              | Apr         | May         | Jun         | Jul         | Aug         | Sep         | Oct         | Nov         | Dec         | Jan          | Feb          | Mar          |  |
|    |                 | Value          | Date         | Value        | Value        | Date         |             |             |             |             |             |             |             |             |             |              |              |              |  |
| EU | 1. Industry     | -39            | 03-09        | -8           | 7            | 12-94        | -36         | -34         | -32         | -30         | -26         | -24         | -20         | -19         | -16         | -13          | -12          | -10          |  |
|    | 2. Services     | -31            | 03-09        | 13           | 32           | 06-98        | -30         | -26         | -23         | -19         | -11         | -11         | -11         | -9          | -2          | -2           | 0            | 1            |  |
|    | 3. Consumer     | -32            | 03-09        | -11          | 2            | 08-00        | -28         | -26         | -23         | -21         | -20         | -17         | -15         | -15         | -14         | -13          | -13          | -14          |  |
|    | 4. Retail trade | -25            | 01-09        | -6           | 6            | 08-07        | -21         | -17         | -17         | -14         | -12         | -11         | -12         | -6          | -6          | -3           | -5           | -4           |  |
|    | 5. Construction | -42            | 10-93        | -18          | 3            | 09-06        | -38         | -39         | -37         | -37         | -36         | -35         | -34         | -32         | -33         | -34          | -32          | -30          |  |
|    | <b>=6. ESI</b>  | <b>68.0</b>    | <b>03-09</b> | <b>100.0</b> | <b>115.1</b> | <b>05-00</b> | <b>71.1</b> | <b>74.3</b> | <b>77.1</b> | <b>80.5</b> | <b>85.4</b> | <b>87.0</b> | <b>90.0</b> | <b>91.5</b> | <b>95.0</b> | <b>97.2</b>  | <b>97.6</b>  | <b>99.6</b>  |  |
| EA | 1. Industry     | -38            | 03-09        | -8           | 7            | 04-07        | -35         | -33         | -32         | -29         | -25         | -24         | -21         | -19         | -16         | -14          | -13          | -10          |  |
|    | 2. Services     | -25            | 03-09        | 14           | 33           | 08-98        | -24         | -22         | -20         | -17         | -11         | -8.9111     | -7          | -4          | -2          | -1           | 1            | 1            |  |
|    | 3. Consumer     | -34            | 03-09        | -12          | 3            | 05-00        | -31         | -28         | -25         | -23         | -22         | -19         | -18         | -17         | -16         | -16          | -17          | -17          |  |
|    | 4. Retail trade | -21            | 02-93        | -7           | 7            | 08-90        | -20         | -14         | -17         | -13         | -14         | -15         | -15         | -11         | -10         | -5           | -8           | -6           |  |
|    | 5. Construction | -44            | 10-93        | -17          | 4            | 02-90        | -34         | -33         | -33         | -33         | -31         | -30         | -29         | -26         | -28         | -29          | -28          | -25          |  |
|    | <b>=6. ESI</b>  | <b>70.6</b>    | <b>03-09</b> | <b>100.0</b> | <b>116.3</b> | <b>05-00</b> | <b>73.0</b> | <b>75.6</b> | <b>78.3</b> | <b>80.8</b> | <b>84.8</b> | <b>86.7</b> | <b>89.6</b> | <b>91.9</b> | <b>94.1</b> | <b>96.0</b>  | <b>95.9</b>  | <b>97.7</b>  |  |
| BE | 1. Industry     | -34            | 03-09        | -10          | 7            | 06-07        | -31         | -30         | -26         | -24         | -21         | -21         | -18         | -13         | -12         | -10          | -11          | -8           |  |
|    | 2. Services     | -38            | 02-09        | 11           | 33           | 08-07        | -34         | -31         | -29         | -27         | -20         | -18         | -8          | -5          | -2          | -3           | 2            | 12           |  |
|    | 3. Consumer     | -26            | 02-09        | -6           | 16           | 12-00        | -22         | -20         | -17         | -17         | -10         | -10         | -12         | -9          | -15         | -14          | -15          | -12          |  |
|    | 4. Retail trade | -29            | 01-09        | -6           | 13           | 04-90        | -19         | -15         | -16         | -13         | -14         | -21         | -14         | -10         | -4          | 1            | -2           | -4           |  |
|    | 5. Construction | -35            | 11-95        | -10          | 10           | 02-00        | -19         | -20         | -21         | -20         | -17         | -19         | -19         | -18         | -19         | -20          | -18          | -14          |  |
|    | <b>=6. ESI</b>  | <b>72.6</b>    | <b>02-09</b> | <b>100.0</b> | <b>118.0</b> | <b>06-00</b> | <b>75.3</b> | <b>77.2</b> | <b>80.5</b> | <b>82.5</b> | <b>87.3</b> | <b>87.4</b> | <b>91.7</b> | <b>96.4</b> | <b>97.1</b> | <b>97.7</b>  | <b>98.1</b>  | <b>103.2</b> |  |
| BG | 1. Industry     | -30            | 06-93        | -5           | 14           | 05-07        | -10         | -10         | -10         | -14         | -15         | -15         | -12         | -12         | -10         | -13          | -11          | -9           |  |
|    | 2. Services     | -11            | 09-09        | 26           | 48           | 03-07        | -5          | -7          | -11         | -8          | -8          | -11         | -9          | -8          | -5          | -2           | -3           | -1           |  |
|    | 3. Consumer     | -50            | 04-09        | -31          | -13          | 08-01        | -50         | -48         | -49         | -42         | -40         | -43         | -41         | -42         | -42         | -45          | -47          | -48          |  |
|    | 4. Retail trade | -15            | 08-09        | 17           | 32           | 06-00        | -8          | -11         | -13         | -15         | -15         | -6          | -8          | -6          | -5          | -5           | -4           | -2           |  |
|    | 5. Construction | -56            | 03-93        | -23          | 6            | 03-08        | -36         | -35         | -37         | -40         | -38         | -41         | -45         | -43         | -38         | -37          | -37          | -39          |  |
|    | <b>=6. ESI</b>  | <b>75.1</b>    | <b>05-93</b> | <b>100.0</b> | <b>117.6</b> | <b>06-07</b> | <b>85.5</b> | <b>84.9</b> | <b>83.6</b> | <b>84.6</b> | <b>85.1</b> | <b>84.0</b> | <b>85.7</b> | <b>85.8</b> | <b>88.4</b> | <b>86.7</b>  | <b>86.4</b>  | <b>87.8</b>  |  |
| CZ | 1. Industry     | -35            | 02-09        | 0            | 27           | 06-00        | -26         | -25         | -22         | -21         | -19         | -14         | -18         | -17         | -12         | -9           | -3           | -6           |  |
|    | 2. Services     | 6              | 08-09        | 36           | 49           | 01-07        | 17          | 13          | 8           | 14          | 6           | 7           | 10          | 14          | 15          | 20           | 20           | 21           |  |
|    | 3. Consumer     | -36            | 03-98        | -11          | 4            | 10-06        | -20         | -14         | -14         | -17         | -17         | -11         | -14         | -8          | -7          | -12          | -11          | -10          |  |
|    | 4. Retail trade | -2             | 10-09        | 15           | 28           | 02-08        | 11          | 11          | 5           | 3           | 1           | 0           | -2          | 2           | -2          | 3            | 4            | 4            |  |
|    | 5. Construction | -64            | 06-99        | -15          | 5            | 03-08        | -25         | -30         | -30         | -32         | -34         | -35         | -35         | -37         | -34         | -30          | -35          | -31          |  |
|    | <b>=6. ESI</b>  | <b>75.0</b>    | <b>06-93</b> | <b>100.0</b> | <b>115.4</b> | <b>03-07</b> | <b>83.9</b> | <b>84.4</b> | <b>83.0</b> | <b>84.4</b> | <b>82.2</b> | <b>85.1</b> | <b>84.3</b> | <b>87.4</b> | <b>90.0</b> | <b>91.5</b>  | <b>93.7</b>  | <b>93.1</b>  |  |
| DK | 1. Industry     | -35            | 02-09        | -2           | 16           | 09-94        | -32         | -25         | -20         | -14         | -14         | -13         | -11         | -5          | -3          | 1            | 4            | 7            |  |
|    | 2. Services     | -9             | 02-09        | 24           | 38           | 04-04        | -4          | 6           | 6           | 4           | 12          | 11          | 12          | 16          | 13          | 18           | 19           | 24           |  |
|    | 3. Consumer     | -12            | 10-90        | 7            | 19           | 11-06        | 4           | 5           | 4           | 11          | 8           | 11          | 12          | 7           | 8           | 12           | 11           | 11           |  |
|    | 4. Retail trade | -33            | 02-09        | 15           | 37           | 11-94        | -23         | -20         | -20         | -13         | -6          | -10         | -1          | 0           | 0           | 3            | 1            | 9            |  |
|    | 5. Construction | -50            | 10-09        | -8           | 24           | 11-06        | -47         | -46         | -43         | -46         | -45         | -49         | -50         | -45         | -41         | -46          | -48          | -42          |  |
|    | <b>=6. ESI</b>  | <b>66.5</b>    | <b>02-09</b> | <b>100.0</b> | <b>117.5</b> | <b>09-94</b> | <b>73.6</b> | <b>82.9</b> | <b>85.7</b> | <b>90.5</b> | <b>93.4</b> | <b>94.3</b> | <b>96.3</b> | <b>99.7</b> | <b>99.3</b> | <b>105.2</b> | <b>105.7</b> | <b>110.0</b> |  |
| DE | 1. Industry     | -41            | 03-09        | -10          | 11           | 09-90        | -40         | -39         | -37         | -34         | -29         | -28         | -23         | -21         | -19         | -15          | -12          | -8           |  |
|    | 2. Services     | -18            | 12-02        | 20           | 52           | 03-99        | -13         | -11         | -8          | -4          | 3           | 6           | 7           | 10          | 10          | 9            | 8            | 11           |  |
|    | 3. Consumer     | -33            | 04-09        | -10          | 10           | 05-07        | -33         | -32         | -29         | -25         | -23         | -19         | -16         | -19         | -16         | -18          | -17          | -13          |  |
|    | 4. Retail trade | -41            | 01-03        | -16          | 19           | 12-90        | -27         | -23         | -21         | -19         | -18         | -16         | -20         | -14         | -14         | -15          | -23          | -17          |  |
|    | 5. Construction | -55            | 12-02        | -32          | 2            | 02-90        | -31         | -32         | -30         | -30         | -28         | -28         | -27         | -26         | -27         | -28          | -27          | -24          |  |
|    | <b>=6. ESI</b>  | <b>75.2</b>    | <b>03-09</b> | <b>100.0</b> | <b>120.8</b> | <b>08-90</b> | <b>76.2</b> | <b>77.2</b> | <b>80.1</b> | <b>83.1</b> | <b>87.8</b> | <b>89.3</b> | <b>92.4</b> | <b>94.0</b> | <b>95.5</b> | <b>96.1</b>  | <b>97.0</b>  | <b>100.4</b> |  |
| EE | 1. Industry     | -39            | 03-09        | 3            | 29           | 12-06        | -35         | -32         | -33         | -28         | -24         | -24         | -22         | -20         | -14         | -12          | -11          | -8           |  |
|    | 2. Services     | -50            | 02-09        | 9            | 38           | 01-06        | -50         | -38         | -34         | -38         | -27         | -16         | -11         | -2          | 0           | 1            | 3            | 2            |  |
|    | 3. Consumer     | -56            | 04-93        | -19          | 13           | 04-06        | -32         | -28         | -30         | -29         | -25         | -18         | -15         | -14         | -18         | -16          | -14          | -13          |  |
|    | 4. Retail trade | -46            | 06-09        | 9            | 36           | 04-07        | -45         | -42         | -46         | -38         | -34         | -32         | -30         | -29         | -24         | -18          | -16          | -14          |  |
|    | 5. Construction | -76            | 04-09        | -1           | 48           | 05-06        | -76         | -69         | -71         | -70         | -68         | -64         | -56         | -54         | -54         | -50          | -46          | -40          |  |
|    | <b>=6. ESI</b>  | <b>72.8</b>    | <b>03-09</b> | <b>100.0</b> | <b>117.0</b> | <b>12-06</b> | <b>75.0</b> | <b>79.4</b> | <b>79.0</b> | <b>80.4</b> | <b>83.7</b> | <b>87.4</b> | <b>89.8</b> | <b>92.3</b> | <b>93.7</b> | <b>95.0</b>  | <b>96.7</b>  | <b>97.2</b>  |  |
| IE | 1. Industry     | -23            | 11-01        | -1           | 21           | 11-99        | :           | :           | :           | :           | :           | :           | :           | :           | :           | :            | :            | :            |  |
|    | 2. Services     | -13            | 05-03        | 15           | 44           | 08-98        | :           | :           | :           | :           | :           | :           | :           | :           | :           | :            | :            | :            |  |
|    | 3. Consumer     | -31            | 03-93        | -5           | 19           | 01-00        | :           | :           | :           | :           | :           | :           | :           | :           | :           | :            | :            | :            |  |
|    | 4. Retail trade | -21            | 05-03        | 1            | 24           | 06-00        | :           | :           | :           | :           | :           | :           | :           | :           | :           | :            | :            | :            |  |
|    | 5. Construction | -68            | 04-08        | 7            | 58           | 06-97        | :           | :           | :           | :           | :           | :           | :           | :           | :           | :            | :            | :            |  |
|    | <b>=6. ESI</b>  | <b>76.6</b>    | <b>06-93</b> | <b>100.0</b> | <b>126.9</b> | <b>11-99</b> | :           | :           | :           | :           | :           | :           | :           | :           | :           | :            | :            | :            |  |
| EL | 1. Industry     | -37            | 03-09        | -1           | 13           | 03-00        | -35         | -33         | -27         | -28         | -27         | -24         | -21         | -23         | -24         | -21          | -23          | -23          |  |
|    | 2. Services     | -21            | 03-10        | 23           | 61           | 08-00        | -19         | -17         | -15         | -15         | -10         | -19         | -14         | -13         | -8          | -13          | -18          | -21          |  |
|    | 3. Consumer     | -57            | 03-10        | -32          | -6           | 04-00        | -51         | -50         | -45         | -48         | -45         | -39         | -27         | -38         | -44         | -47          | -51          | -57          |  |
|    | 4. Retail trade | -38            | 03-09        | 4            | 39           | 07-07        | -35         | -20         | -12         | -7          | -9          | -7          | 3           | 2           | -4          | -11          | -17          | -32          |  |
|    | 5. Construction | -60            | 03-10        | -14          | 33           | 04-00        | -45         | -56         | -41         | -40         | -47         | -39         | -35         | -31         | -31         | -34          | -50          | -60          |  |
|    | <b>=6. ESI</b>  | <b>60.4</b>    | <b>03-09</b> | <b>100.0</b> | <b>122.7</b> | <b>07-00</b> | <b>63.0</b> | <b>65.3</b> | <b>72.3</b> | <b>70.7</b> | <b>72.3</b> | <b>75.7</b> | <b>81.8</b> | <b>77.7</b> | <b>75.9</b> | <b>76.1</b>  | <b>72.4</b>  | <b>69.6</b>  |  |
| ES | 1. Industry     | -44            | 01-93        | -10          | 7            | 04-00        | -36         | -35         | -34         | -32         | -27         | -28         | -24         | -25         | -23         | -21          | -21          | -18          |  |
|    | 2. Services     | -37            | 05-09        | 19           | 56           | 06-98        | -26         | -37         | -34         | -26         | -23         | -23         | -26         | -19         | -16         | -25          | -15          | -14          |  |
|    | 3. Consumer     | -48            | 02-09        | -13          | 5            | 03-00        | -37         | -25         | -22         | -20         | -20         | -22         | -21         | -21         | -18         | -14          | -19          | -22          |  |
|    | 4. Retail trade | -36            | 02-93        | -9           | 10           | 06-00        | -29         | -22         | -22         | -22         | -23         | -22         | -21         | -22         | -24         | -20          | -11          | -12          |  |
|    | 5. Construction | -57            | 10-92        | -3           | 42           | 01-99        | -40         | -31         | -34         | -32         | -24         | -23         | -29         | -20         | -24         | -28          | -33          | -13          |  |
|    | <b>=6. ESI</b>  | <b>71.9</b>    | <b>12-08</b> | <b>100.0</b> | <b>116.1</b> | <b>04-00</b> | <b>76.9</b> | <b>78.6</b> | <b>79.9</b> | <b>83.1</b> | <b>85.7</b> | <b>84.7</b> | <b>86.6</b> | <b>87.6</b> | <b>88.7</b> | <b>89.0</b>  | <b>90.1</b>  | <b>91.5</b>  |  |
| FR | 1. Industry     | -41            | 06-93        | -8           | 15           | 06-00        | -33         | -32         | -29         | -30         | -27         | -22         | -20         | -17         | -13         | -12          | -16          | -12          |  |
|    | 2. Services     | -30            | 04-09        | 2            | 25           | 06-90        | -30         | -29         | -26         | -23         | -18         | -15         | -14         | -14         | -11         | -6           | -5           | -5           |  |
|    | 3. Consumer     | -37            | 03-09        | -18          | 3            | 01-01        | -33         | -31         | -29         | -28         | -32         | -24         | -21         | -18         | -18         | -16          | -17          | -19          |  |
|    | 4. Retail trade | -37            | 04-97        | -13          | 9            | 12-07        | -25         | -8          | -24         | -17         | -13         | -16         | -11         | -12         | -7          | -6           | -8           | -14          |  |
|    | 5. Construction | -60            | 03-93        | -13          | 34           | 10-00        | -35         | -39         | -36         | -37         | -37         | -37</       |             |             |             |              |              |              |  |

TABLE 1\* (continued): Indicators of confidence and economic sentiment (s.a.)\*\*

|           |                 | Since 1990 (*) |              |              |              |              | 2009        |             |             |             |             |             |             |             |             | 2010        |             |              |
|-----------|-----------------|----------------|--------------|--------------|--------------|--------------|-------------|-------------|-------------|-------------|-------------|-------------|-------------|-------------|-------------|-------------|-------------|--------------|
|           |                 | Min.           |              | Ave.         | Max.         |              | Apr         | May         | Jun         | Jul         | Aug         | Sep         | Oct         | Nov         | Dec         | Jan         | Feb         | Mar          |
|           |                 | Value          | Date         |              | Value        | Date         |             |             |             |             |             |             |             |             |             |             |             |              |
| <b>LT</b> | 1. Industry     | -42            | 04-09        | -13          | 10           | 06-07        | -42         | -37         | -35         | -35         | -32         | -37         | -31         | -30         | -25         | -16         | -17         | -15          |
|           | 2. Services     | -46            | 03-09        | 9            | 34           | 07-06        | -45         | -44         | -41         | -40         | -35         | -30         | -30         | -24         | -29         | -14         | -20         | -15          |
|           | 3. Consumer     | -56            | 01-09        | -15          | 9            | 05-07        | -53         | -50         | -45         | -45         | -48         | -42         | -46         | -49         | -48         | -44         | -41         | -39          |
|           | 4. Retail trade | -58            | 04-09        | -2           | 42           | 01-07        | -58         | -35         | -37         | -37         | -41         | -45         | -36         | -42         | -40         | -28         | -25         | -23          |
|           | 5. Construction | -93            | 05-09        | -36          | 13           | 01-07        | -89         | -93         | -91         | -86         | -85         | -80         | -81         | -78         | -72         | -67         | -65         | -56          |
|           | <b>=6. ESI</b>  | <b>72.2</b>    | <b>04-09</b> | <b>100.0</b> | <b>117.0</b> | <b>06-07</b> | <b>72.2</b> | <b>75.8</b> | <b>78.0</b> | <b>77.9</b> | <b>79.6</b> | <b>79.2</b> | <b>80.9</b> | <b>82.3</b> | <b>83.7</b> | <b>91.0</b> | <b>89.8</b> | <b>92.1</b>  |
| <b>LU</b> | 1. Industry     | -59            | 03-09        | -12          | 25           | 04-95        | -59         | -54         | -52         | -46         | -41         | -41         | -30         | -29         | -28         | -33         | -24         | -18          |
|           | 2. Services     | :              | :            | :            | :            | :            | :           | :           | :           | :           | :           | :           | :           | :           | :           | :           | :           | :            |
|           | 3. Consumer     | -21            | 12-08        | 0            | 13           | 02-02        | -18         | -15         | -13         | -9          | -8          | -5          | -6          | -4          | -4          | -11         | -6          | -2           |
|           | 4. Retail trade | :              | :            | :            | :            | :            | :           | :           | :           | :           | :           | :           | :           | :           | :           | :           | :           | :            |
|           | 5. Construction | -73            | 03-94        | -27          | 24           | 03-90        | -38         | -39         | -49         | -46         | -53         | -48         | -43         | -41         | -41         | -34         | -32         | -34          |
|           | <b>=6. ESI</b>  | <b>69.4</b>    | <b>03-09</b> | <b>100.0</b> | <b>121.9</b> | <b>04-95</b> | <b>71.1</b> | <b>74.6</b> | <b>75.5</b> | <b>80.7</b> | <b>82.3</b> | <b>84.9</b> | <b>89.2</b> | <b>91.0</b> | <b>92.3</b> | <b>85.6</b> | <b>92.3</b> | <b>96.8</b>  |
| <b>HU</b> | 1. Industry     | -35            | 03-09        | -5           | 8            | 12-97        | -34         | -28         | -25         | -20         | -17         | -17         | -16         | -16         | -12         | -7          | -8          | -3           |
|           | 2. Services     | -44            | 03-09        | -8           | 14           | 03-02        | -44         | -36         | -39         | -37         | -36         | -36         | -22         | -22         | -28         | -28         | -26         | -23          |
|           | 3. Consumer     | -69            | 04-09        | -33          | 0            | 08-02        | -69         | -64         | -61         | -61         | -57         | -54         | -49         | -51         | -49         | -46         | -45         | -39          |
|           | 4. Retail trade | -41            | 03-09        | -11          | 9            | 11-97        | -36         | -33         | -29         | -30         | -23         | -28         | -21         | -23         | -17         | -22         | -13         | -13          |
|           | 5. Construction | -56            | 04-09        | -15          | 11           | 09-98        | -56         | -55         | -50         | -45         | -44         | -46         | -46         | -46         | -44         | -43         | -39         | -41          |
|           | <b>=6. ESI</b>  | <b>58.9</b>    | <b>03-09</b> | <b>100.0</b> | <b>117.8</b> | <b>05-02</b> | <b>60.2</b> | <b>68.9</b> | <b>70.0</b> | <b>72.7</b> | <b>76.6</b> | <b>76.3</b> | <b>83.9</b> | <b>84.2</b> | <b>84.0</b> | <b>87.8</b> | <b>88.5</b> | <b>94.5</b>  |
| <b>MT</b> | 1. Industry     | -29            | 03-09        | -7           | 18           | 03-08        | -22         | -23         | -26         | -18         | -17         | -16         | -6          | -3          | -2          | -7          | -2          | -5           |
|           | 2. Services     | :              | :            | :            | :            | :            | :           | :           | :           | :           | :           | :           | :           | :           | :           | :           | :           | :            |
|           | 3. Consumer     | -38            | 04-09        | -24          | -3           | 03-08        | -38         | -35         | -32         | -35         | -30         | -34         | -31         | -32         | -32         | -34         | -34         | -35          |
|           | 4. Retail trade | :              | :            | :            | :            | :            | :           | :           | :           | :           | :           | :           | :           | :           | :           | :           | :           | :            |
|           | 5. Construction | :              | :            | :            | :            | :            | :           | :           | :           | :           | :           | :           | :           | :           | :           | :           | :           | :            |
|           | <b>=6. ESI</b>  | <b>81.2</b>    | <b>03-09</b> | <b>100.0</b> | <b>123.6</b> | <b>03-08</b> | <b>83.1</b> | <b>86.0</b> | <b>84.9</b> | <b>87.8</b> | <b>93.1</b> | <b>90.4</b> | <b>97.1</b> | <b>95.3</b> | <b>98.7</b> | <b>95.4</b> | <b>97.9</b> | <b>98.9</b>  |
| <b>NL</b> | 1. Industry     | -26            | 02-09        | -2           | 7            | 07-06        | -21         | -21         | -20         | -20         | -16         | -15         | -13         | -10         | -9          | -7          | -6          |              |
|           | 2. Services     | -42            | 04-09        | 14           | 41           | 04-07        | -42         | -36         | -32         | -34         | -23         | -19         | -19         | -12         | -11         | -6          | -3          | 3            |
|           | 3. Consumer     | -28            | 03-09        | 3            | 31           | 03-00        | -20         | -14         | -17         | -17         | -12         | -6          | -12         | -5          | -1          | 1           | -2          | -1           |
|           | 4. Retail trade | -16            | 12-03        | 12           | 29           | 10-99        | :           | :           | :           | :           | :           | :           | :           | :           | :           | :           | :           | :            |
|           | 5. Construction | -38            | 07-09        | -2           | 27           | 12-00        | -26         | -27         | -34         | -38         | -30         | -31         | -30         | -31         | -31         | -27         | -27         | -27          |
|           | <b>=6. ESI</b>  | <b>65.6</b>    | <b>02-09</b> | <b>100.0</b> | <b>115.9</b> | <b>12-97</b> | <b>70.0</b> | <b>72.9</b> | <b>74.2</b> | <b>74.5</b> | <b>80.6</b> | <b>84.5</b> | <b>85.1</b> | <b>90.6</b> | <b>90.7</b> | <b>93.4</b> | <b>94.3</b> | <b>96.7</b>  |
| <b>AT</b> | 1. Industry     | -35            | 03-09        | -11          | 8            | 03-90        | -34         | -33         | -32         | -30         | -26         | -25         | -24         | -23         | -22         | -19         | -16         | -14          |
|           | 2. Services     | -26            | 05-09        | 13           | 30           | 03-98        | -24         | -26         | -24         | -22         | -14         | -8          | -1          | -1          | 2           | 2           | 3           | 6            |
|           | 3. Consumer     | -23            | 04-09        | -1           | 16           | 06-07        | -23         | -20         | -14         | -13         | -7          | -5          | -4          | -3          | -2          | -1          | 1           | -2           |
|           | 4. Retail trade | -29            | 03-03        | -11          | 4            | 07-00        | -22         | -13         | -13         | -15         | -10         | -10         | -6          | -4          | -6          | -2          | -6          | -2           |
|           | 5. Construction | -60            | 04-96        | -24          | 1            | 09-06        | -31         | -27         | -30         | -23         | -18         | -15         | -14         | -15         | -13         | -23         | -19         | -16          |
|           | <b>=6. ESI</b>  | <b>73.2</b>    | <b>04-09</b> | <b>100.0</b> | <b>120.1</b> | <b>03-90</b> | <b>73.2</b> | <b>74.8</b> | <b>77.6</b> | <b>80.0</b> | <b>85.6</b> | <b>88.3</b> | <b>91.7</b> | <b>93.0</b> | <b>94.6</b> | <b>95.5</b> | <b>97.8</b> | <b>99.0</b>  |
| <b>PL</b> | 1. Industry     | -28            | 03-09        | -13          | 10           | 09-97        | -26         | -26         | -26         | -26         | -23         | -22         | -20         | -19         | -19         | -16         | -14         | -12          |
|           | 2. Services     | -8             | 01-03        | 8            | 25           | 04-08        | -6          | -4          | -4          | -2          | 0           | 1           | 3           | 8           | 6           | 3           | 9           | 9            |
|           | 3. Consumer     | -40            | 08-01        | -22          | 0            | 04-08        | -29         | -28         | -21         | -25         | -20         | -24         | -25         | -25         | -24         | -21         | -19         | -16          |
|           | 4. Retail trade | -16            | 03-03        | -3           | 8            | 10-07        | -10         | -8          | -11         | -10         | -5          | -6          | -6          | -6          | -5          | -8          | -3          | -1           |
|           | 5. Construction | -66            | 02-02        | -34          | 1            | 02-08        | -40         | -39         | -40         | -41         | -39         | -39         | -39         | -38         | -36         | -35         | -34         | -31          |
|           | <b>=6. ESI</b>  | <b>79.0</b>    | <b>03-09</b> | <b>100.0</b> | <b>121.8</b> | <b>05-96</b> | <b>82.4</b> | <b>83.7</b> | <b>85.7</b> | <b>85.5</b> | <b>89.6</b> | <b>89.5</b> | <b>91.6</b> | <b>94.1</b> | <b>93.7</b> | <b>94.6</b> | <b>98.8</b> | <b>101.5</b> |
| <b>PT</b> | 1. Industry     | -38            | 04-09        | -8           | 7            | 03-98        | -38         | -30         | -32         | -33         | -27         | -18         | -25         | -19         | -21         | -16         | -17         | -14          |
|           | 2. Services     | -23            | 04-09        | 5            | 29           | 06-01        | -23         | -18         | -18         | -12         | -9          | -9          | -10         | -15         | -10         | -6          | -5          | -2           |
|           | 3. Consumer     | -53            | 02-09        | -23          | 0            | 07-91        | -47         | -46         | -41         | -34         | -31         | -30         | -27         | -30         | -33         | -29         | -33         | -35          |
|           | 4. Retail trade | -29            | 02-09        | -9           | 4            | 01-99        | -28         | -20         | -17         | -19         | -15         | -15         | -13         | -13         | -17         | -11         | -12         | -8           |
|           | 5. Construction | -56            | 02-03        | -29          | -1           | 12-97        | -43         | -46         | -39         | -42         | -41         | -43         | -40         | -42         | -48         | -49         | -52         | -50          |
|           | <b>=6. ESI</b>  | <b>68.6</b>    | <b>02-09</b> | <b>100.0</b> | <b>116.2</b> | <b>03-98</b> | <b>68.9</b> | <b>76.3</b> | <b>76.8</b> | <b>80.9</b> | <b>85.5</b> | <b>90.8</b> | <b>85.1</b> | <b>87.4</b> | <b>86.6</b> | <b>92.6</b> | <b>91.0</b> | <b>95.2</b>  |
| <b>RO</b> | 1. Industry     | -22            | 09-92        | -1           | 28           | 06-96        | -14         | -14         | -14         | -15         | -15         | -14         | -13         | -13         | -12         | -10         | -10         | -9           |
|           | 2. Services     | -15            | 08-09        | 20           | 57           | 06-04        | -10         | -11         | -11         | -9          | -15         | -13         | -15         | -14         | -12         | -12         | -7          | -4           |
|           | 3. Consumer     | -50            | 11-09        | -25          | -11          | 07-07        | -46         | -44         | -41         | -45         | -46         | -49         | -48         | -50         | -41         | -48         | -49         | -47          |
|           | 4. Retail trade | -22            | 07-09        | 14           | 36           | 12-97        | -20         | -18         | -18         | -22         | -21         | -10         | -20         | -15         | -17         | -18         | -12         | -10          |
|           | 5. Construction | -60            | 09-99        | -10          | 35           | 06-96        | -36         | -39         | -41         | -42         | -42         | -40         | -40         | -43         | -41         | -41         | -42         | -43          |
|           | <b>=6. ESI</b>  | <b>70.6</b>    | <b>09-92</b> | <b>100.0</b> | <b>123.5</b> | <b>06-96</b> | <b>78.9</b> | <b>79.0</b> | <b>79.7</b> | <b>78.2</b> | <b>76.8</b> | <b>76.9</b> | <b>77.1</b> | <b>76.6</b> | <b>80.4</b> | <b>80.0</b> | <b>80.9</b> | <b>82.3</b>  |
| <b>SI</b> | 1. Industry     | -35            | 01-09        | -3           | 18           | 06-00        | -35         | -30         | -28         | -28         | -24         | -18         | -17         | -12         | -11         | -5          | -8          | -5           |
|           | 2. Services     | -28            | 04-09        | 16           | 32           | 10-02        | -28         | -23         | -21         | -24         | -24         | -24         | -23         | -19         | -20         | -13         | -15         | -11          |
|           | 3. Consumer     | -41            | 01-09        | -19          | -4           | 07-07        | -41         | -33         | -25         | -27         | -27         | -18         | -26         | -21         | -23         | -23         | -22         | -26          |
|           | 4. Retail trade | -23            | 06-09        | 12           | 37           | 09-07        | -20         | -20         | -23         | -22         | -15         | -15         | -16         | -14         | -10         | -7          | -8          | -6           |
|           | 5. Construction | -63            | 03-10        | -9           | 24           | 03-07        | -55         | -52         | -57         | -54         | -60         | -60         | -58         | -51         | -51         | -55         | -57         | -63          |
|           | <b>=6. ESI</b>  | <b>66.6</b>    | <b>04-09</b> | <b>100.0</b> | <b>118.5</b> | <b>05-07</b> | <b>66.6</b> | <b>74.0</b> | <b>78.3</b> | <b>75.6</b> | <b>78.4</b> | <b>84.3</b> | <b>81.8</b> | <b>88.2</b> | <b>87.6</b> | <b>92.3</b> | <b>90.4</b> | <b>92.0</b>  |
| <b>SK</b> | 1. Industry     | -32            | 01-09        | 4            | 26           | 05-96        | -31         | -30         | -17         | -10         | -11         | -13         | -9          | -6          | 2           | -2          | -5          | 7            |
|           | 2. Services     | -24            | 05-09        | 33           | 60           | 06-03        | -20         | -24         | -20         | -22         | -16         | -7          | -1          | 2           | 10          | 15          | 15          | 18           |
|           | 3. Consumer     | -49            | 09-99        | -24          | 7            | 12-06        | -44         | -37         | -36         | -35         | -34         | -26         | -31         | -31         | -28         | -25         | -19         | -17          |
|           | 4. Retail trade | -23            | 03-09        | 9            | 34           | 11-98        | -23         | -21         | -21         | -23         | -15         | -15         | -12         | -15         | -10         | -9          | -9          | -9           |
|           | 5. Construction | -86            | 07-99        | -24          | 17           | 03-97        | -48         | -50         | -53         | -53         | -51         | -52         | -48         | -45         | -43         | -48         | -42         | -42          |
|           | <b>=6. ESI</b>  | <b>66.1</b>    | <b>04-09</b> | <b>100.0</b> | <b>120.7</b> | <b>05-96</b> | <b>66.1</b> | <b>67.5</b> | <b>73.7</b> | <b>76.4</b> | <b>77.9</b> | <b>81.2</b> | <b>83.9</b> | <b>85.8</b> | <b>92.2</b> | <b>92.4</b> | <b>93.3</b> | <b>98.7</b>  |
| <b>FI</b> | 1. Industry     | -37            | 03-09        | 1            | 30           | 10-94        | -34         | -34         | -36         | -31         | -29         | -21         | -20         | -18         | -8          | -9          | -1          | -2           |
|           | 2. Services     | -26            | 03-09        | 23           | 61           | 09-00        | -23         | -22         | -15         | -13         | -9          | -12         | -6          | -5          | -2          | 5           | 10          | 7            |
|           | 3. Consumer     | -6             | 12-08        | 14           | 23           | 02-00        | 1           | 6           | 8           | 10          | 8           | 12          | 14          | 12          | 16          | 16          | 17          | 17           |
|           | 4. Retail trade | -21            | 06-09        | -1           | 27           | 08-07        | -17         | -20         | -21         | -14         | -16         | -14         | -16         | -7          | -5          | -6          | -3          | 1            |
|           | 5. Construction | -97            | 09-91        | -15          | 48           | 06-98        | -56         | -52         | -63         | -57         | -57         | -49</       |             |             |             |             |             |              |

TABLE 2a: Monthly survey of manufacturing industry (s.a.)<sup>(a)(c)</sup>

|  |           | Since 1990 (*) |       |       |       | 2009  |      |     |     |     |     |     |     | 2010 |     |     |     |     |     |
|--|-----------|----------------|-------|-------|-------|-------|------|-----|-----|-----|-----|-----|-----|------|-----|-----|-----|-----|-----|
|  |           | Min.           |       | Ave.  |       | Max.  |      | Apr | May | Jun | Jul | Aug | Sep | Oct  | Nov | Dec | Jan | Feb | Mar |
|  |           | Value          | Date  | Value | Date  | Value | Date |     |     |     |     |     |     |      |     |     |     |     |     |
| INDUSTRIAL<br>CONFIDENCE<br>INDICATOR      | <b>EU</b> | -39            | 03-09 | -8    | 7     | 12-94 | -36  | -34 | -32 | -30 | -26 | -24 | -20 | -19  | -16 | -13 | -12 | -10 |     |
|  | <b>EA</b> | -38            | 03-09 | -8    | 7     | 04-07 | -35  | -33 | -32 | -29 | -25 | -24 | -21 | -19  | -16 | -14 | -13 | -10 |     |
|  | <b>BE</b> | -34            | 03-09 | -10   | 7     | 06-07 | -31  | -30 | -26 | -24 | -21 | -21 | -18 | -13  | -12 | -10 | -11 | -8  |     |
|  | <b>BG</b> | -30            | 06-93 | -5    | 14    | 05-07 | -10  | -10 | -10 | -14 | -15 | -15 | -12 | -12  | -10 | -13 | -11 | -9  |     |
|  | <b>CZ</b> | -35            | 02-09 | 0     | 27    | 06-00 | -26  | -25 | -22 | -21 | -19 | -14 | -18 | -17  | -12 | -9  | -3  | -6  |     |
|  | <b>DK</b> | -35            | 02-09 | -2    | 16    | 09-94 | -32  | -25 | -20 | -14 | -14 | -13 | -11 | -5   | -3  | 1   | 4   | 7   |     |
|  | <b>DE</b> | -41            | 03-09 | -10   | 11    | 09-90 | -40  | -39 | -37 | -34 | -29 | -28 | -23 | -21  | -19 | -15 | -12 | -8  |     |
|  | <b>EE</b> | -39            | 03-09 | 3     | 29    | 12-06 | -35  | -32 | -33 | -28 | -24 | -24 | -22 | -20  | -14 | -12 | -11 | -8  |     |
|  | <b>IE</b> | -23            | 11-01 | -1    | 21    | 11-99 | :    | :   | :   | :   | :   | :   | :   | :    | :   | :   | :   | :   |     |
|  | <b>EL</b> | -37            | 03-09 | -1    | 13    | 03-00 | -35  | -33 | -27 | -28 | -27 | -24 | -21 | -23  | -24 | -21 | -23 | -23 |     |
|  | <b>ES</b> | -44            | 01-93 | -10   | 7     | 04-00 | -36  | -35 | -34 | -32 | -27 | -28 | -24 | -25  | -23 | -21 | -21 | -18 |     |
|  | <b>FR</b> | -41            | 06-93 | -8    | 15    | 06-00 | -33  | -32 | -29 | -30 | -27 | -22 | -20 | -17  | -13 | -12 | -16 | -12 |     |
|  | <b>IT</b> | -35            | 03-09 | -4    | 13    | 07-95 | -31  | -26 | -26 | -23 | -20 | -21 | -17 | -17  | -11 | -10 | -9  | -8  |     |
|  | <b>CY</b> | -20            | 08-09 | 3     | 19    | 04-08 | -8   | -16 | -11 | -8  | -20 | -14 | -20 | -12  | -13 | -13 | -12 | -9  |     |
|  | <b>LV</b> | -45            | 04-93 | -10   | 11    | 02-07 | -29  | -29 | -28 | -27 | -28 | -26 | -23 | -22  | -19 | -18 | -14 | -10 |     |
|  | <b>LT</b> | -42            | 04-09 | -13   | 10    | 06-07 | -42  | -37 | -35 | -35 | -32 | -37 | -31 | -30  | -25 | -16 | -17 | -15 |     |
|  | <b>LU</b> | -59            | 03-09 | -12   | 25    | 04-95 | -59  | -54 | -52 | -46 | -41 | -41 | -30 | -29  | -28 | -33 | -24 | -18 |     |
|  | <b>HU</b> | -35            | 03-09 | -5    | 8     | 12-97 | -34  | -28 | -25 | -20 | -17 | -17 | -16 | -16  | -12 | -7  | -8  | -3  |     |
|  | <b>MT</b> | -29            | 03-09 | -7    | 18    | 03-08 | -22  | -23 | -26 | -18 | -17 | -16 | -6  | -3   | -2  | -7  | -2  | -5  |     |
|  | <b>NL</b> | -26            | 02-09 | -2    | 7     | 07-06 | -21  | -21 | -20 | -20 | -16 | -15 | -13 | -10  | -10 | -9  | -7  | -6  |     |
|  | <b>AT</b> | -35            | 03-09 | -11   | 8     | 03-90 | -34  | -33 | -32 | -30 | -26 | -25 | -24 | -23  | -22 | -19 | -16 | -14 |     |
|  | <b>PL</b> | -28            | 03-09 | -13   | 10    | 09-97 | -26  | -26 | -26 | -26 | -23 | -22 | -20 | -19  | -19 | -16 | -14 | -12 |     |
|  | <b>PT</b> | -38            | 04-09 | -8    | 7     | 03-98 | -38  | -30 | -32 | -33 | -27 | -18 | -25 | -19  | -21 | -16 | -17 | -14 |     |
|  | <b>RO</b> | -22            | 09-92 | -1    | 28    | 06-96 | -14  | -14 | -14 | -15 | -15 | -14 | -13 | -13  | -12 | -10 | -10 | -9  |     |
|  | <b>SI</b> | -35            | 01-09 | -3    | 18    | 06-00 | -35  | -30 | -28 | -28 | -24 | -18 | -17 | -12  | -11 | -5  | -8  | -5  |     |
|  | <b>SK</b> | -32            | 01-09 | 4     | 26    | 05-96 | -31  | -30 | -17 | -10 | -11 | -13 | -9  | -6   | 2   | -2  | -5  | 7   |     |
|  | <b>FI</b> | -37            | 03-09 | 1     | 30    | 10-94 | -34  | -34 | -36 | -31 | -29 | -21 | -20 | -18  | -8  | -9  | -1  | -2  |     |
| <b>SE</b>                                  | -42       | 03-09          | -6    | 15    | 05-00 | -38   | -36  | -33 | -24 | -22 | -24 | -17 | -14 | -9   | -7  | 1   | 3   |     |     |
| <b>UK</b>                                  | -50       | 03-09          | -12   | 11    | 02-95 | -44   | -40  | -40 | -38 | -31 | -28 | -19 | -21 | -21  | -14 | -16 | -13 |     |     |
| PRODUCTION<br>EXPECTATIONS<br>(Question 5) | <b>EU</b> | -34            | 03-09 | 6     | 24    | 12-94 | -26  | -20 | -16 | -12 | -7  | -6  | 0   | 3    | 4   | 7   | 8   | 10  |     |
|  | <b>EA</b> | -31            | 02-09 | 5     | 21    | 12-94 | -25  | -20 | -16 | -13 | -8  | -7  | -2  | 2    | 3   | 5   | 7   | 9   |     |
|  | <b>BE</b> | -37            | 02-09 | -4    | 16    | 12-94 | -34  | -30 | -25 | -23 | -18 | -19 | -18 | -6   | -7  | -2  | -6  | -3  |     |
|  | <b>BG</b> | -17            | 02-97 | 23    | 45    | 09-08 | 9    | 10  | 10  | 7   | 6   | 6   | 9   | 10   | 19  | 10  | 12  | 16  |     |
|  | <b>CZ</b> | -46            | 02-09 | 20    | 61    | 05-95 | -14  | -11 | -6  | -4  | -1  | 3   | -7  | -7   | -3  | 7   | 20  | 11  |     |
|  | <b>DK</b> | -35            | 02-09 | 9     | 30    | 02-98 | -23  | -9  | -10 | 2   | -1  | -7  | 4   | 6    | 14  | 14  | 10  | 22  |     |
|  | <b>DE</b> | -42            | 01-09 | 1     | 20    | 12-94 | -33  | -28 | -21 | -17 | -8  | -10 | -2  | 3    | 5   | 7   | 13  | 14  |     |
|  | <b>EE</b> | -70            | 04-92 | 16    | 68    | 03-02 | -33  | -17 | -16 | -9  | -7  | -9  | -7  | -7   | 4   | 2   | 4   | 8   |     |
|  | <b>IE</b> | -22            | 11-01 | 9     | 35    | 11-99 | :    | :   | :   | :   | :   | :   | :   | :    | :   | :   | :   | :   |     |
|  | <b>EL</b> | -20            | 03-09 | 24    | 44    | 02-00 | -18  | -11 | -4  | 0   | 4   | 1   | 6   | 3    | 1   | 2   | -5  | 1   |     |
|  | <b>ES</b> | -30            | 03-09 | 3     | 17    | 12-00 | -18  | -17 | -15 | -9  | -2  | -9  | -3  | -3   | -4  | 1   | 1   | 0   |     |
|  | <b>FR</b> | -32            | 12-08 | 5     | 27    | 10-00 | -23  | -20 | -14 | -17 | -12 | -4  | 1   | 5    | 1   | 3   | -2  | 4   |     |
|  | <b>IT</b> | -28            | 03-09 | 12    | 31    | 12-94 | -20  | -11 | -8  | -5  | -4  | -5  | 0   | 0    | 7   | 6   | 9   | 9   |     |
|  | <b>CY</b> | -24            | 03-09 | 12    | 37    | 02-08 | 7    | -16 | -4  | -2  | -16 | -12 | -22 | -5   | -3  | -9  | -7  | -2  |     |
|  | <b>LV</b> | -39            | 02-09 | 13    | 41    | 03-02 | -20  | -19 | -19 | -17 | -21 | -18 | -13 | -11  | -5  | -7  | -3  | 6   |     |
|  | <b>LT</b> | -35            | 04-09 | 10    | 35    | 08-97 | -35  | -24 | -16 | -17 | -17 | -32 | -17 | -13  | -8  | 0   | -8  | 0   |     |
|  | <b>LU</b> | -62            | 04-09 | -4    | 33    | 04-07 | -62  | -54 | -44 | -28 | -17 | -22 | -8  | 1    | 4   | -14 | -5  | 11  |     |
|  | <b>HU</b> | -48            | 04-09 | 8     | 34    | 12-97 | -48  | -34 | -26 | -16 | -10 | -9  | -4  | -8   | 3   | 5   | 5   | 12  |     |
|  | <b>MT</b> | -23            | 12-08 | 17    | 57    | 03-08 | 4    | 12  | 11  | 9   | 6   | 9   | 28  | 30   | 20  | 17  | 25  | 21  |     |
|  | <b>NL</b> | -27            | 02-09 | 6     | 18    | 01-08 | -11  | -12 | -10 | -12 | -5  | 2   | 2   | 6    | 2   | 1   | 3   | 9   |     |
|  | <b>AT</b> | -30            | 03-09 | 4     | 19    | 02-07 | -21  | -19 | -17 | -12 | -7  | -5  | -3  | -3   | -2  | 3   | 6   | 11  |     |
|  | <b>PL</b> | -18            | 03-09 | 19    | 35    | 06-95 | -11  | -10 | -10 | -7  | -3  | 0   | 2   | 5    | 5   | 10  | 14  | 19  |     |
|  | <b>PT</b> | -31            | 02-09 | 3     | 21    | 01-97 | -25  | -18 | -15 | -16 | -10 | 0   | -8  | 6    | -2  | -6  | -3  | 3   |     |
|  | <b>RO</b> | -16            | 03-09 | 20    | 52    | 03-03 | -8   | -10 | -12 | -10 | -13 | -11 | -7  | -7   | -5  | -3  | -5  | -5  |     |
|  | <b>SI</b> | -25            | 01-09 | 22    | 42    | 06-00 | -16  | -9  | -6  | -5  | -1  | 12  | 8   | 15   | 16  | 23  | 21  | 17  |     |
|  | <b>SK</b> | -33            | 01-09 | 27    | 62    | 12-97 | -25  | -28 | 24  | 24  | 19  | 11  | 16  | 23   | 43  | 19  | 16  | 35  |     |
|  | <b>FI</b> | -36            | 11-08 | 13    | 50    | 07-05 | -23  | -15 | -20 | -16 | -21 | -12 | -14 | -3   | 13  | 18  | 24  | 22  |     |
| <b>SE</b>                                  | -34       | 12-08          | 15    | 46    | 05-00 | -18   | -8   | 0   | 17  | 22  | 18  | 20  | 28  | 33   | 39  | 38  | 43  |     |     |
| <b>UK</b>                                  | -54       | 03-09          | 4     | 33    | 02-95 | -40   | -26  | -28 | -20 | -13 | -10 | 2   | 7   | 1    | 8   | 6   | 5   |     |     |
| ORDER BOOKS<br>(Question 2)                | <b>EU</b> | -62            | 06-09 | -19   | 7     | 04-07 | -59  | -61 | -62 | -61 | -57 | -55 | -51 | -50  | -47 | -43 | -41 | -39 |     |
|  | <b>EA</b> | -63            | 06-09 | -18   | 9     | 04-07 | -60  | -61 | -63 | -61 | -56 | -55 | -53 | -51  | -47 | -44 | -42 | -39 |     |
|  | <b>BE</b> | -57            | 06-09 | -20   | 11    | 06-00 | -56  | -55 | -57 | -53 | -50 | -52 | -42 | -41  | -41 | -38 | -36 | -34 |     |
|  | <b>BG</b> | -65            | 06-93 | -40   | -9    | 05-07 | -48  | -50 | -51 | -56 | -60 | -60 | -55 | -58  | -56 | -58 | -56 | -56 |     |
|  | <b>CZ</b> | -59            | 03-09 | -7    | 30    | 01-01 | -51  | -52 | -53 | -53 | -49 | -38 | -41 | -37  | -32 | -30 | -27 | -25 |     |
|  | <b>DK</b> | -63            | 04-09 | -7    | 32    | 12-94 | -63  | -60 | -61 | -54 | -56 | -55 | -54 | -42  | -39 | -36 | -26 | -25 |     |
|  | <b>DE</b> | -64            | 06-09 | -22   | 16    | 12-06 | -59  | -62 | -64 | -61 | -57 | -56 | -53 | -50  | -48 | -43 | -41 | -35 |     |
|  | <b>EE</b> | -76            | 06-09 | -4    | 32    | 12-06 | -69  | -75 | -76 | -71 | -62 | -62 | -59 | -55  | -49 | -41 | -42 | -38 |     |
|  | <b>IE</b> | -36            | 06-93 | -6    | 24    | 12-99 | :    | :   | :   | :   | :   | :   | :   | :    | :   | :   | :   | :   |     |
|  | <b>EL</b> | -59            | 05-09 | -15   | 6     | 05-98 | -56  | -59 | -56 | -56 | -55 | -54 | -50 | -49  | -51 | -48 | -45 | -52 |     |
|  | <b>ES</b> | -65            | 01-93 | -17   | 11    | 07-98 | -61  | -60 | -59 | -62 | -59 | -55 | -51 | -54  | -52 | -51 | -49 | -43 |     |
|  | <b>FR</b> | -69            | 06-09 | -17   | 27    | 06-00 | -61  | -65 | -69 | -65 | -60 | -58 | -57 | -55  | -51 | -46 | -50 | -49 |     |
|  | <b>IT</b> | -68            | 03-09 | -18   | 13    | 02-95 | -66  | -65 | -66 | -64 | -54 | -57 | -55 | -52  | -44 | -41 | -38 | -37 |     |
|  | <b>CY</b> | -42            | 10-09 | -16   | 5     | 06-07 | -30  | -32 | -31 | -32 | -42 | -35 | -42 | -33  | -34 | -37 | -32 | -36 |     |
|  | <b>LV</b> | -79            | 07-93 | -38   | -3    | 02-07 | -65  | -69 | -69 | -65 | -66 | -66 | -63 | -59  | -58 | -53 | -43 | -45 |     |
|  | <b>LT</b> | -79            | 11-98 | -39   | 1     | 08-07 | -75  | -74 | -76 | -75 | -72 | -71 | -68 | -72  | -71 | -54 | -54 | -51 |     |
|  | <b>LU</b> | -80            | 06-09 | -21   | 34    | 12-97 | -76  | -79 | -80 | -78 | -77 | -76 | -67 | -69  | -69 | -68 | -55 | -55 |     |
|  | <b>HU</b> | -68            | 03-09 | -20   | 0     | 04-98 | -64  | -63 | -61 | -55 | -54 | -54 | -53 | -50  | -45 | -36 | -37 | -30 |     |
|  | <b>MT</b> | -71            | 06-09 | -26   | 13    | 06-05 | -55  | -64 | -71 | -48 | -40 | -43 | -37 | -37  | -26 | -33 | -   |     |     |

TABLE 2a: (continued) Monthly survey of manufacturing industry (s.a.) <sup>(a)(c)</sup>

|   | Since 1990 (*) |      |       |      |       |       | 2009 |     |     |     |     |     | 2010 |     |     |     |     |     |
|---|----------------|------|-------|------|-------|-------|------|-----|-----|-----|-----|-----|------|-----|-----|-----|-----|-----|
|   | Min.           |      | Ave.  |      | Max.  |       | Apr  | May | Jun | Jul | Aug | Sep | Oct  | Nov | Dec | Jan | Feb | Mar |
|   | Value          | Date | Value | Date | Value | Date  |      |     |     |     |     |     |      |     |     |     |     |     |
| STOCKS OF FINISHED PRODUCTS <sup>(b)</sup> (Question 4) | EU             | 22   | 01-93 | 11   | 1     | 03-10 | 21   | 20  | 18  | 15  | 13  | 11  | 9    | 9   | 6   | 4   | 4   | 1   |
|   | EA             | 23   | 04-93 | 10   | 0     | 03-10 | 19   | 18  | 16  | 14  | 12  | 10  | 8    | 7   | 4   | 3   | 3   | 0   |
|   | BE             | 26   | 10-01 | 7    | -11   | 03-10 | 3    | 4   | -3  | -4  | -5  | -7  | -5   | -9  | -11 | -11 | -9  | -11 |
|   | BG             | 35   | 08-93 | -1   | -22   | 06-97 | -9   | -9  | -10 | -9  | -9  | -9  | -11  | -10 | -9  | -9  | -11 | -14 |
|   | CZ             | 46   | 08-93 | 13   | -12   | 04-00 | 13   | 12  | 7   | 5   | 7   | 8   | 6    | 7   | 0   | 4   | 3   | 4   |
| Component of the industrial confidence indicator        | DK             | 28   | 06-99 | 9    | -30   | 02-10 | 9    | 5   | -11 | -12 | -16 | -23 | -17  | -22 | -17 | -27 | -30 | -24 |
|   | DE             | 28   | 04-09 | 10   | -9    | 09-90 | 28   | 28  | 27  | 24  | 21  | 19  | 15   | 15  | 13  | 11  | 8   | 4   |
|   | EE             | 39   | 06-93 | 4    | -21   | 12-06 | 5    | 5   | 7   | 2   | 4   | 1   | 1    | -3  | -3  | -2  | -6  | -6  |
|   | IE             | 23   | 11-93 | 6    | -17   | 07-06 | :    | :   | :   | :   | :   | :   | :    | :   | :   | :   | :   | :   |
|   | EL             | 34   | 03-09 | 13   | 1     | 06-94 | 31   | 30  | 23  | 26  | 29  | 20  | 21   | 23  | 22  | 18  | 18  | 17  |
|   | ES             | 47   | 01-93 | 15   | -1    | 11-02 | 30   | 27  | 28  | 27  | 21  | 22  | 17   | 17  | 15  | 14  | 16  | 10  |
|   | FR             | 34   | 06-93 | 13   | -9    | 12-09 | 16   | 11  | 4   | 7   | 8   | 4   | 4    | 2   | -9  | -5  | -3  | -9  |
|   | IT             | 17   | 10-90 | 7    | -5    | 01-10 | 6    | 3   | 4   | 1   | 1   | 1   | -2   | -2  | -3  | -5  | -3  | -3  |
|   | CY             | 6    | 01-09 | -11  | -34   | 09-01 | 0    | 0   | -2  | -10 | 2   | -4  | -6   | -1  | 2   | -7  | -3  | -12 |
|   | LV             | 43   | 07-93 | 4    | -11   | 03-04 | 1    | -1  | -5  | -1  | -4  | -7  | -7   | -4  | -5  | -5  | -5  | -8  |
|   | LT             | 49   | 01-94 | 9    | -16   | 01-95 | 15   | 13  | 13  | 13  | 6   | 10  | 9    | 6   | -3  | -6  | -10 | -7  |
|   | LU             | 45   | 12-08 | 10   | -22   | 03-95 | 39   | 31  | 34  | 31  | 31  | 25  | 15   | 17  | 18  | 17  | 11  | 11  |
|   | HU             | 15   | 12-98 | 1    | -15   | 05-09 | -12  | -15 | -13 | -10 | -13 | -11 | -9   | -11 | -7  | -10 | -8  | -10 |
|   | MT             | 35   | 07-05 | 13   | -16   | 06-05 | 16   | 16  | 19  | 13  | 18  | 14  | 10   | 1   | -1  | 4   | -1  | 5   |
|   | NL             | 13   | 02-09 | 5    | -1    | 12-94 | 11   | 10  | 7   | 6   | 5   | 4   | 4    | 1   | 2   | 0   | 1   | 2   |
|   | AT             | 27   | 04-96 | 13   | -2    | 12-06 | 23   | 21  | 20  | 18  | 17  | 16  | 16   | 13  | 13  | 11  | 10  | 10  |
|   | PL             | 20   | 01-99 | 3    | -11   | 09-94 | 8    | 8   | 7   | 8   | 7   | 6   | 6    | 5   | 4   | 5   | 4   | 3   |
|   | PT             | 25   | 06-93 | 7    | -11   | 01-08 | 15   | 8   | 12  | 7   | 7   | 0   | 15   | 9   | 10  | 1   | 3   | -3  |
|   | RO             | 50   | 07-92 | 7    | -7    | 05-06 | -2   | -1  | -3  | 1   | -3  | -3  | -4   | -3  | -5  | -7  | -6  | -7  |
|   | SI             | 28   | 02-96 | 12   | -6    | 03-10 | 10   | 5   | 2   | 7   | 3   | 3   | 4    | -3  | 0   | -3  | 1   | -6  |
|   | SK             | 55   | 05-94 | 7    | -27   | 02-01 | 17   | 9   | 19  | 7   | 6   | 6   | 5    | 3   | -1  | -6  | -1  | 2   |
|   | FI             | 31   | 01-96 | 4    | -20   | 04-95 | 15   | 18  | 17  | 8   | 2   | -12 | -12  | -6  | -13 | -13 | -16 | -15 |
|   | SE             | 43   | 04-09 | 17   | -3    | 06-07 | 43   | 40  | 35  | 22  | 29  | 27  | 28   | 21  | 17  | 14  | 7   | 7   |
|   | UK             | 33   | 04-09 | 17   | 1     | 06-07 | 33   | 33  | 31  | 29  | 19  | 20  | 12   | 22  | 16  | 11  | 13  | 4   |
| PRODUCTION TREND OBSERVED IN RECENT MONTHS (Question 1) | EU             | -46  | 03-09 | -2   | 19    | 01-95 | -44  | -42 | -36 | -31 | -23 | -20 | -14  | -11 | -6  | -4  | -1  | 2   |
|   | EA             | -47  | 02-09 | -3   | 15    | 01-95 | -44  | -42 | -35 | -32 | -22 | -20 | -17  | -12 | -7  | -7  | -4  | 0   |
|   | BE             | -31  | 02-09 | -1   | 16    | 06-06 | -26  | -13 | -18 | -9  | -6  | -7  | 4    | 3   | 4   | 6   | 5   | 9   |
|   | BG             | -36  | 05-09 | -2   | 33    | 01-07 | -34  | -36 | -35 | -34 | -32 | -32 | -24  | -28 | -28 | -29 | -21 | -11 |
|   | CZ             | -56  | 02-09 | 11   | 42    | 11-00 | -35  | -25 | -23 | -18 | -6  | 2   | 3    | 0   | 0   | 4   | 7   | 12  |
|   | DK             | -48  | 06-09 | 8    | 41    | 09-94 | -45  | -42 | -48 | -37 | -34 | -19 | -12  | 2   | -1  | -2  | -4  | 0   |
|   | DE             | -49  | 02-09 | -4   | 22    | 12-90 | -40  | -40 | -32 | -24 | -12 | -12 | -8   | -3  | 4   | 1   | 2   | 12  |
|   | EE             | -53  | 04-09 | 9    | 56    | 06-01 | -53  | -47 | -43 | -32 | -25 | -28 | -12  | -10 | -1  | -4  | 1   | 1   |
|   | IE             | -25  | 10-01 | 6    | 38    | 03-00 | :    | :   | :   | :   | :   | :   | :    | :   | :   | :   | :   | :   |
|   | EL             | -35  | 04-09 | 12   | 36    | 01-00 | -35  | -32 | -30 | -24 | -21 | -20 | -14  | -13 | -13 | -8  | -7  | -15 |
|   | ES             | -51  | 03-09 | -2   | 21    | 04-95 | -45  | -45 | -34 | -36 | -36 | -30 | -24  | -19 | -17 | -20 | -16 | -14 |
|   | FR             | -46  | 02-09 | 3    | 36    | 01-95 | -44  | -41 | -29 | -29 | -16 | -10 | -11  | -3  | -2  | 7   | 8   | 9   |
|   | IT             | -62  | 07-09 | -12  | 14    | 03-95 | -61  | -59 | -60 | -62 | -49 | -54 | -54  | -51 | -41 | -39 | -37 | -36 |
|   | CY             | -46  | 04-09 | -6   | 43    | 09-08 | -46  | -30 | -28 | -25 | -38 | -14 | -37  | -29 | -25 | -32 | -27 | -29 |
|   | LV             | -51  | 02-09 | 0    | 29    | 06-01 | -51  | -44 | -42 | -34 | -28 | -28 | -25  | -21 | -18 | -14 | -9  | -5  |
|   | LT             | -42  | 01-09 | 1    | 34    | 04-98 | -31  | -30 | -28 | -24 | -16 | -11 | -16  | -16 | -12 | 2   | -5  | -2  |
|   | LU             | -73  | 04-09 | -4   | 32    | 04-95 | -73  | -64 | -44 | -35 | -24 | -19 | -2   | -3  | -7  | 13  | 13  | 20  |
|   | HU             | -58  | 03-09 | -4   | 27    | 04-98 | -54  | -53 | -49 | -40 | -34 | -31 | -25  | -28 | -16 | -19 | -17 | -6  |
|   | MT             | -48  | 04-09 | 7    | 48    | 07-06 | -48  | -35 | -20 | -20 | -2  | -10 | 2    | 29  | 36  | 29  | 26  | 2   |
|   | NL             | -48  | 04-09 | 2    | 15    | 09-06 | -48  | -28 | -25 | -20 | -9  | -15 | -8   | 0   | 13  | 11  | 13  | 4   |
|   | AT             | -35  | 03-09 | 5    | 33    | 04-07 | -35  | -35 | -29 | -25 | -15 | -9  | -8   | -5  | 1   | 0   | 6   | 10  |
|   | PL             | -30  | 03-09 | 1    | 27    | 12-06 | -27  | -22 | -19 | -19 | -12 | -13 | -8   | -5  | -4  | 1   | -2  | 1   |
|   | PT             | -45  | 11-08 | -3   | 15    | 08-94 | -35  | -31 | -18 | -19 | -17 | -16 | -2   | -7  | 1   | -15 | 2   | 0   |
|   | RO             | -25  | 03-09 | 11   | 47    | 04-02 | -25  | -22 | -19 | -21 | -19 | -18 | -18  | -16 | -15 | -16 | -17 | -7  |
|   | SI             | -45  | 12-08 | 7    | 39    | 05-00 | -43  | -27 | -22 | -12 | -3  | -1  | 6    | 3   | 8   | 11  | 9   | 13  |
|   | SK             | -63  | 03-09 | 16   | 78    | 12-03 | -45  | -26 | -47 | -28 | 3   | 45  | 31   | 32  | 34  | 9   | 29  | 26  |
|   | FI             | -55  | 02-09 | 10   | 53    | 12-04 | -33  | -41 | -40 | -28 | -27 | -17 | -8   | -10 | -2  | 3   | -3  | 25  |
|   | SE             | -39  | 04-09 | 10   | 48    | 12-94 | -39  | -26 | -18 | -13 | -4  | -2  | 15   | 12  | 31  | 26  | 42  | 42  |
|   | UK             | -54  | 03-09 | -2   | 34    | 03-95 | -48  | -52 | -47 | -34 | -38 | -25 | -8   | -13 | -10 | 5   | 8   | 2   |
| EXPORT ORDER BOOKS (Question 3)                         | EU             | -62  | 07-09 | -20  | 5     | 04-07 | -59  | -61 | -62 | -62 | -58 | -55 | -51  | -50 | -47 | -43 | -39 | -35 |
|   | EA             | -65  | 06-09 | -20  | 6     | 05-07 | -63  | -64 | -65 | -64 | -59 | -57 | -54  | -51 | -49 | -45 | -42 | -37 |
|   | BE             | -63  | 05-09 | -21  | 7     | 06-00 | -60  | -63 | -60 | -53 | -53 | -57 | -43  | -40 | -42 | -38 | -36 | -36 |
|   | BG             | -67  | 12-98 | -43  | -14   | 10-00 | -53  | -56 | -55 | -63 | -64 | -66 | -60  | -62 | -59 | -60 | -58 | -56 |
|   | CZ             | -60  | 03-09 | -5   | 26    | 09-00 | -56  | -54 | -55 | -54 | -49 | -39 | -42  | -37 | -33 | -29 | -26 | -25 |
|   | DK             | -61  | 04-09 | -5   | 27    | 05-07 | -61  | -56 | -55 | -52 | -58 | -54 | -52  | -43 | -37 | -36 | -26 | -24 |
|   | DE             | -64  | 06-09 | -25  | 10    | 12-06 | -60  | -63 | -64 | -63 | -59 | -59 | -56  | -51 | -49 | -43 | -40 | -34 |
|   | EE             | -67  | 03-09 | -4   | 25    | 03-01 | -65  | -62 | -67 | -57 | -55 | -59 | -53  | -47 | -47 | -39 | -38 | -29 |
|   | IE             | -53  | 09-93 | -6   | 38    | 04-00 | :    | :   | :   | :   | :   | :   | :    | :   | :   | :   | :   | :   |
|   | EL             | -59  | 05-09 | -17  | 13    | 03-95 | -52  | -59 | -55 | -53 | -53 | -45 | -40  | -45 | -49 | -47 | -43 | -40 |
|   | ES             | -62  | 07-09 | -20  | 6     | 05-95 | -59  | -59 | -59 | -62 | -53 | -48 | -51  | -52 | -49 | -48 | -46 | -38 |
|   | FR             | -75  | 03-09 | -14  | 36    | 06-00 | -71  | -71 | -73 | -74 | -73 | -63 | -58  | -52 | -58 | -52 | -50 | -43 |
|   | IT             | -70  | 05-09 | -20  | 19    | 02-95 | -68  | -70 | -68 | -66 | -56 | -60 | -58  | -55 | -45 | -46 | -40 | -38 |
|   | CY             | -79  | 10-09 | -27  | 4     | 05-05 | -68  | -75 | -64 | -72 | -47 | -61 | -79  | -55 | -64 | -52 | -40 | -56 |
|   | LV             | -65  | 03-09 | -35  | -13   | 02-07 | -61  | -62 | -61 | -57 | -58 | -56 | -52  | -50 | -51 | -50 | -42 | -46 |
|   | LT             | -76  | 07-09 | -34  | 27    | 08-07 | -70  | -70 | -75 | -76 | -70 | -69 | -68  | -66 | -65 | -54 | -52 | -51 |
|   | LU             | -89  | 06-09 | -26  | 45    | 04-00 | -78  | -84 | -89 | -84 | -76 | -71 | -63  | -65 | -61 | -63 | -44 | -41 |
|   | HU             | -67  | 05-09 | -19  | 7     | 02-98 | -66  | -67 | -64 | -59 | -61 | -58 | -55  | -52 | -48 | -39 | -34 | -32 |
|   | MT             | -82  | 12-03 | -30  | 17    | 09-07 | -60  | -64 | -72 | -64 | -49 | -49 | -31  | -50 | -28 | -37 | -35 | -32 |

TABLE 2a: (continued) Monthly survey of manufacturing industry (s.a.)<sup>(a)(c)</sup>

|   | Since 1990 (*) |       |       |      |       |       | 2009 |     |     |     |     |     |     | 2010 |     |     |     |     |
|---|----------------|-------|-------|------|-------|-------|------|-----|-----|-----|-----|-----|-----|------|-----|-----|-----|-----|
|   | Min.           |       | Ave.  |      | Max.  |       | Apr  | May | Jun | Jul | Aug | Sep | Oct | Nov  | Dec | Jan | Feb | Mar |
|   | Value          | Date  | Value | Date | Value | Date  |      |     |     |     |     |     |     |      |     |     |     |     |
| EMPLOYMENT<br>EXPECTATIONS<br>(Question 7)    | <b>EU</b>      | -41   | 03-09 | -14  | 2     | 06-07 | -38  | -37 | -35 | -33 | -30 | -30 | -26 | -24  | -21 | -18 | -16 | -15 |
|   | <b>EA</b>      | -41   | 06-93 | -13  | 4     | 11-00 | -37  | -36 | -34 | -32 | -29 | -30 | -26 | -24  | -21 | -20 | -19 | -16 |
|   | <b>BE</b>      | -36   | 03-09 | -9   | 9     | 09-00 | -34  | -34 | -28 | -25 | -26 | -23 | -16 | -8   | -8  | -8  | -7  | -3  |
|   | <b>BG</b>      | -47   | 06-99 | -16  | 6     | 11-06 | -18  | -20 | -18 | -23 | -20 | -20 | -19 | -21  | -17 | -16 | -13 | -13 |
|   | <b>CZ</b>      | -64   | 02-09 | -21  | 15    | 09-07 | -46  | -46 | -43 | -40 | -38 | -30 | -38 | -28  | -25 | -15 | -16 | -13 |
|   | <b>DK</b>      | -42   | 04-09 | -4   | 13    | 03-98 | -42  | -36 | -36 | -27 | -22 | -28 | -28 | -26  | -15 | -8  | -4  | -1  |
|   | <b>DE</b>      | -52   | 06-93 | -17  | 8     | 02-90 | -38  | -38 | -34 | -35 | -32 | -35 | -28 | -27  | -22 | -22 | -18 | -14 |
|   | <b>EE</b>      | -78   | 04-92 | -11  | 22    | 11-06 | -52  | -47 | -40 | -35 | -30 | -30 | -26 | -26  | -19 | -16 | -10 | -7  |
|   | <b>IE</b>      | -34   | 12-92 | -9   | 16    | 09-00 | :    | :   | :   | :   | :   | :   | :   | :    | :   | :   | :   | :   |
|   | <b>EL</b>      | -36   | 02-09 | -4   | 12    | 05-02 | -35  | -27 | -25 | -21 | -23 | -22 | -14 | -11  | -14 | -16 | -19 | -20 |
|   | <b>ES</b>      | -53   | 06-93 | -10  | 9     | 03-01 | -35  | -35 | -30 | -24 | -20 | -24 | -20 | -19  | -19 | -17 | -13 | -17 |
|   | <b>FR</b>      | -50   | 09-93 | -17  | 12    | 09-00 | -45  | -43 | -45 | -40 | -39 | -36 | -35 | -31  | -28 | -24 | -24 | -23 |
|   | <b>IT</b>      | -30   | 08-96 | -5   | 11    | 11-00 | -25  | -24 | -22 | -21 | -19 | -22 | -19 | -19  | -17 | -18 | -16 | -13 |
|   | <b>CY</b>      | -39   | 01-09 | 9    | 38    | 10-04 | -38  | -2  | -5  | -33 | -12 | -9  | -36 | -2   | -6  | -30 | -8  | -8  |
|   | <b>LV</b>      | -51   | 04-93 | -8   | 11    | 11-05 | -35  | -32 | -35 | -32 | -30 | -31 | -23 | -19  | -14 | -11 | -9  | -4  |
|   | <b>LT</b>      | -59   | 04-94 | -24  | 8     | 06-06 | -46  | -41 | -46 | -43 | -38 | -33 | -39 | -31  | -25 | -30 | -21 | -21 |
|   | <b>LU</b>      | -65   | 04-09 | -26  | 4     | 03-08 | -65  | -52 | -63 | -54 | -51 | -39 | -39 | -40  | -34 | -27 | -26 | -14 |
|   | <b>HU</b>      | -60   | 12-91 | -16  | 10    | 10-97 | -38  | -35 | -32 | -30 | -19 | -18 | -16 | -16  | -12 | -10 | -5  | -8  |
|   | <b>MT</b>      | -38   | 05-09 | -9   | 17    | 11-02 | -26  | -38 | -26 | -23 | -18 | -22 | -15 | -17  | -21 | -11 | -5  | -12 |
|   | <b>NL</b>      | -39   | 04-09 | -8   | 15    | 06-90 | -39  | -37 | -38 | -38 | -31 | -31 | -31 | -27  | -26 | -24 | -21 | -20 |
| <b>AT</b>                                     | -34            | 03-09 | -8    | 13   | 04-07 | -33   | -34  | -29 | -28 | -18 | -18 | -19 | -16 | -14  | -14 | -9  | -5  |     |
| <b>PL</b>                                     | -50            | 05-99 | -20   | 9    | 01-07 | -27   | -25  | -24 | -22 | -19 | -19 | -17 | -14 | -13  | -9  | -7  | -6  |     |
| <b>PT</b>                                     | -35            | 06-93 | -16   | -1   | 02-90 | -31   | -30  | -30 | -29 | -25 | -24 | -19 | -11 | -22  | -17 | -18 | -14 |     |
| <b>RO</b>                                     | -67            | 07-92 | -22   | 0    | 09-08 | -22   | -21  | -22 | -19 | -20 | -22 | -19 | -18 | -16  | -13 | -13 | -13 |     |
| <b>SI</b>                                     | -54            | 04-09 | -20   | 14   | 02-08 | -54   | -49  | -48 | -47 | -39 | -32 | -29 | -18 | -16  | -14 | -17 | -16 |     |
| <b>SK</b>                                     | -56            | 02-09 | -21   | 3    | 07-07 | -53   | -45  | -43 | -43 | -34 | -24 | -22 | -27 | -22  | -22 | -11 | -4  |     |
| <b>FI</b>                                     | -60            | 06-91 | -15   | 14   | 12-00 | -50   | -53  | -54 | -47 | -46 | -39 | -34 | -37 | -27  | -21 | -28 | -23 |     |
| <b>SE</b>                                     | -67            | 03-09 | -19   | 23   | 12-94 | -60   | -64  | -59 | -43 | -41 | -42 | -31 | -26 | -24  | -16 | -14 | -4  |     |
| <b>UK</b>                                     | -50            | 03-91 | -20   | 2    | 06-97 | -43   | -41  | -40 | -37 | -35 | -30 | -26 | -22 | -23  | -10 | -9  | -13 |     |
| SELLING-PRICE<br>EXPECTATIONS<br>(Question 6) | <b>EU</b>      | -13   | 03-09 | 5    | 27    | 02-95 | -12  | -12 | -11 | -11 | -9  | -8  | -7  | -8   | -4  | -2  | 1   |     |
|   | <b>EA</b>      | -14   | 03-09 | 5    | 26    | 02-95 | -11  | -12 | -11 | -11 | -9  | -9  | -8  | -9   | -10 | -6  | -4  | -1  |
|   | <b>BE</b>      | -21   | 04-09 | 2    | 26    | 12-94 | -21  | -17 | -11 | -14 | -8  | -12 | -10 | -9   | -9  | -8  | -6  | 0   |
|   | <b>BG</b>      | -28   | 02-00 | 25   | 89    | 11-96 | 3    | 1   | -3  | -4  | -3  | -2  | -4  | -1   | 1   | -1  | 1   | 6   |
|   | <b>CZ</b>      | -16   | 03-09 | 16   | 71    | 03-95 | -15  | -15 | -14 | -10 | -7  | -6  | -4  | -8   | -2  | -1  | 1   | -1  |
|   | <b>DK</b>      | -19   | 10-09 | 1    | 26    | 01-08 | -11  | -9  | -10 | -1  | -4  | -11 | -19 | -10  | -11 | -16 | -1  | -6  |
|   | <b>DE</b>      | -12   | 03-09 | 6    | 23    | 02-95 | -11  | -10 | -9  | -10 | -6  | -10 | -7  | -7   | -9  | -7  | -4  | 0   |
|   | <b>EE</b>      | -37   | 02-09 | 15   | 86    | 04-92 | -33  | -27 | -18 | -16 | -9  | -11 | -16 | -12  | -14 | -14 | -7  | -3  |
|   | <b>IE</b>      | -25   | 11-92 | -1   | 29    | 11-03 | :    | :   | :   | :   | :   | :   | :   | :    | :   | :   | :   | :   |
|   | <b>EL</b>      | -18   | 03-09 | 15   | 41    | 10-90 | -15  | -12 | -9  | -10 | -8  | -7  | -6  | -6   | -8  | -5  | -1  | 2   |
|   | <b>ES</b>      | -19   | 03-09 | 3    | 35    | 04-95 | -10  | -15 | -14 | -8  | -12 | -6  | -8  | -14  | -17 | -9  | -12 | -11 |
|   | <b>FR</b>      | -26   | 01-99 | 1    | 27    | 07-08 | -1   | -10 | -9  | -9  | -14 | -8  | -6  | -7   | -11 | -3  | -3  | -1  |
|   | <b>IT</b>      | -13   | 07-09 | 10   | 40    | 03-95 | -11  | -10 | -12 | -13 | -7  | -5  | -8  | -8   | -7  | -3  | -4  | -3  |
|   | <b>CY</b>      | -11   | 05-09 | 6    | 39    | 10-03 | -2   | -11 | 1   | -9  | -10 | -3  | -6  | 7    | -4  | -3  | 3   | 2   |
|   | <b>LV</b>      | -26   | 02-09 | 15   | 50    | 07-94 | -23  | -21 | -20 | -16 | -21 | -20 | -17 | -14  | -15 | -18 | -9  | -1  |
|   | <b>LT</b>      | -36   | 04-09 | 12   | 75    | 11-93 | -36  | -35 | -24 | -27 | -22 | -27 | -30 | -17  | -11 | -8  | 0   | 2   |
|   | <b>LU</b>      | -50   | 08-91 | -3   | 53    | 12-94 | -30  | -27 | -41 | -31 | -14 | -22 | -15 | -23  | -10 | -10 | -15 | 10  |
|   | <b>HU</b>      | -16   | 01-09 | 21   | 51    | 01-01 | -12  | -6  | -2  | -2  | -4  | -5  | -8  | -9   | -8  | -12 | -8  | 1   |
|   | <b>MT</b>      | -39   | 12-04 | -9   | 38    | 12-03 | -13  | -28 | -24 | -24 | -27 | -21 | -9  | -18  | -6  | 0   | 7   | -15 |
|   | <b>NL</b>      | -13   | 04-09 | 5    | 20    | 12-94 | -13  | -7  | -10 | -10 | -8  | -8  | -9  | -11  | -7  | -6  | 6   | 8   |
| <b>AT</b>                                     | -23            | 03-96 | 0     | 20   | 01-07 | -18   | -18  | -17 | -13 | -13 | -12 | -12 | -16 | -13  | -9  | -5  | -1  |     |
| <b>PL</b>                                     | -7             | 08-09 | 13    | 39   | 06-93 | -6    | -6   | -6  | -7  | -7  | -5  | -3  | -2  | -1   | 1   | 1   | 2   |     |
| <b>PT</b>                                     | -24            | 01-09 | 7     | 29   | 10-90 | -13   | -19  | -14 | -16 | 5   | -5  | -6  | -1  | 1    | -2  | 3   | 1   |     |
| <b>RO</b>                                     | 1              | 10-09 | 48    | 96   | 10-93 | 6     | 3    | 7   | 4   | 5   | 5   | 1   | 1   | 4    | 7   | 3   | 10  |     |
| <b>SI</b>                                     | -33            | 03-09 | -5    | 22   | 01-08 | -31   | -26  | -29 | -20 | -19 | -15 | -16 | -17 | -12  | -15 | -11 | -2  |     |
| <b>SK</b>                                     | -36            | 03-09 | 24    | 81   | 04-95 | -24   | -22  | -16 | -16 | -2  | 11  | -11 | -8  | 16   | 12  | 1   | 6   |     |
| <b>FI</b>                                     | -34            | 03-96 | 3     | 49   | 08-94 | -28   | -20  | -21 | -29 | -17 | -17 | -17 | -14 | -13  | -13 | -3  | 4   |     |
| <b>SE</b>                                     | -21            | 06-09 | 5     | 37   | 12-94 | -3    | -6   | -21 | 2   | -4  | -4  | 2   | 1   | -2   | 4   | 8   | 6   |     |
| <b>UK</b>                                     | -30            | 01-99 | 2     | 37   | 07-08 | -20   | -16  | -9  | -17 | -15 | -7  | -6  | -9  | -6   | 3   | 6   | 12  |     |

(a) The indicator is the arithmetic average of the balances (%) of the questions on production expectations, order-books and stocks (the last with inverted sign).

(b) Highest figure is considered as a minimum, lowest figure is considered as a maximum.

(c) With effect from May 2008, a number of partner institutes in the programme have changed; this may cause a break in some series. Details of the changes are available on the BCS website.

TABLE 2b: Quarterly survey of manufacturing industry

(Data collected in January, April, July and October each year.)

## Capacity utilisation in manufacturing industry (%)

(Question 13)

|    | Since 1990 (*) |        |       |      | 2008   |      |      | 2009 |      |      |      | 2010 |      |
|----|----------------|--------|-------|------|--------|------|------|------|------|------|------|------|------|
|    | Min.           |        | Ave.  | Max. |        | II   | III  | IV   | I    | II   | III  | IV   | I    |
|    | Value          | Date   | Value | Date |        |      |      |      |      |      |      |      |      |
| EU | 70.2           | III-09 | 81.1  | 85.3 | I-90   | 83.7 | 82.7 | 81.0 | 74.6 | 70.8 | 70.2 | 71.6 | 72.9 |
| EA | 69.6           | III-09 | 81.3  | 85.5 | II-90  | 83.8 | 82.7 | 81.5 | 74.6 | 70.2 | 69.6 | 71.0 | 72.0 |
| BE | 70.4           | II-09  | 80.0  | 84.8 | I-01   | 83.4 | 82.1 | 82.4 | 75.4 | 70.4 | 71.5 | 72.0 | 73.7 |
| BG | 52.6           | III-99 | 61.7  | 76.8 | I-07   | 74.7 | 72.5 | 71.4 | 68.9 | 67.2 | 62.7 | 60.6 | 62.3 |
| CZ | 70.9           | IV-91  | 82.5  | 90.4 | II-08  | 90.4 | 88.9 | 85.3 | 76.8 | 74.3 | 74.8 | 77.3 | 78.3 |
| DK | 71.7           | IV-09  | 82.1  | 88.9 | III-07 | 84.7 | 83.1 | 81.6 | 78.9 | 75.9 | 73.2 | 71.7 | 73.5 |
| DE | 71.1           | III-09 | 83.7  | 89.5 | I-91   | 87.6 | 86.2 | 84.8 | 76.2 | 71.8 | 71.1 | 72.1 | 73.9 |
| EE | 52.2           | IV-93  | 67.3  | 79.4 | I-06   | 72.3 | 69.4 | 66.6 | 61.0 | 56.9 | 56.5 | 58.0 | 61.6 |
| IE | 69.7           | II-05  | 76.3  | 83.3 | I-96   | 75.3 | :    | :    | :    | :    | :    | :    | :    |
| EL | 68.3           | III-09 | 75.8  | 79.3 | II-01  | 77.3 | 76.2 | 75.4 | 73.4 | 70.3 | 68.3 | 70.6 | 69.0 |
| ES | 67.9           | III-09 | 77.9  | 81.4 | III-07 | 80.2 | 79.0 | 76.4 | 73.5 | 69.8 | 67.9 | 68.8 | 68.9 |
| FR | 70.8           | III-09 | 84.1  | 89.1 | IV-00  | 86.2 | 85.9 | 84.1 | 76.0 | 71.2 | 70.8 | 74.1 | 74.7 |
| IT | 64.6           | III-09 | 75.9  | 80.2 | I-90   | 76.2 | 75.6 | 75.2 | 70.4 | 66.2 | 64.6 | 65.6 | 66.7 |
| CY | 61.7           | I-10   | 70.1  | 76.2 | IV-01  | 73.2 | 72.3 | 70.1 | 69.5 | 66.7 | 64.8 | 64.3 | 61.7 |
| LV | 44.6           | II-93  | 62.0  | 75.0 | III-05 | 68.0 | 67.1 | 64.8 | 59.3 | 53.8 | 54.5 | 54.8 | 58.0 |
| LT | 44.1           | IV-95  | 59.4  | 75.0 | I-07   | 71.4 | 70.6 | 69.3 | 65.0 | 60.4 | 60.1 | 59.9 | 61.7 |
| LU | 65.2           | II-09  | 83.2  | 89.2 | I-01   | 84.5 | 85.9 | 83.9 | 72.6 | 65.2 | 67.4 | 71.6 | 77.5 |
| HU | 69.3           | II-09  | 80.5  | 87.5 | III-07 | 85.9 | 84.4 | 85.6 | 74.8 | 69.3 | 71.7 | 73.3 | 76.4 |
| MT | 11.5           | II-03  | 71.7  | 93.2 | II-06  | 82.4 | 78.2 | 75.9 | 69.0 | 65.9 | 71.0 | 73.0 | 77.3 |
| NL | 74.6           | II-09  | 83.1  | 86.2 | II-90  | 83.4 | 83.6 | 82.9 | 77.5 | 74.6 | 75.5 | 76.0 | 77.3 |
| AT | 73.2           | II-09  | 81.7  | 85.5 | II-07  | 84.0 | 82.4 | 81.9 | 77.2 | 73.2 | 73.5 | 75.2 | 75.8 |
| PL | 48.6           | II-92  | 73.2  | 81.1 | II-08  | 81.1 | 80.0 | 78.9 | 74.0 | 71.9 | 71.2 | 71.5 | 72.4 |
| PT | 70.6           | II-09  | 79.1  | 84.3 | IV-03  | 82.3 | 79.7 | 79.0 | 76.4 | 70.6 | 71.5 | 72.0 | 75.1 |
| RO | 62.1           | I-01   | 72.9  | 80.9 | II-08  | 80.9 | 79.5 | 78.5 | 73.9 | 72.0 | 70.7 | 68.9 | 70.8 |
| SI | 69.1           | II-09  | 80.3  | 86.2 | II-07  | 85.3 | 83.8 | 82.6 | 75.2 | 69.1 | 69.3 | 70.7 | 73.0 |
| SK | 50.9           | II-09  | 75.9  | 87.1 | II-01  | 72.7 | 71.5 | 68.9 | 53.3 | 50.9 | 51.9 | 58.8 | 58.1 |
| FI | 65.3           | III-09 | 84.2  | 89.9 | III-98 | 85.2 | 84.3 | 81.9 | 72.0 | 66.5 | 65.3 | 67.0 | 74.6 |
| SE | 71.3           | III-09 | 84.6  | 89.5 | IV-06  | 87.8 | 87.1 | 83.9 | 76.1 | 71.5 | 71.3 | 73.5 | 76.1 |
| UK | 72.4           | III-09 | 80.7  | 85.4 | II-95  | 82.6 | 82.3 | 78.0 | 74.3 | 72.8 | 72.4 | 74.0 | 75.9 |

Production capacity in manufacturing industry <sup>(a)(b)</sup>

(Question 9)

|    | Since 1990 (*) |        |       |      | 2008   |     |     | 2009 |    |     |     | 2010 |    |
|----|----------------|--------|-------|------|--------|-----|-----|------|----|-----|-----|------|----|
|    | Min.           |        | Ave.  | Max. |        | II  | III | IV   | I  | II  | III | IV   | I  |
|    | Value          | Date   | Value | Date |        |     |     |      |    |     |     |      |    |
| EU | 6              | II-07  | 20    | 50   | III-09 | 9   | 14  | 23   | 36 | 47  | 50  | 42   | 36 |
| EA | 2              | I-90   | 18    | 47   | III-09 | 7   | 11  | 21   | 35 | 45  | 47  | 42   | 37 |
| BE | 4              | II-07  | 27    | 55   | II-09  | 9   | 18  | 25   | 40 | 55  | 46  | 42   | 35 |
| BG | -3             | IV-05  | 10    | 24   | II-02  | -1  | -2  | 2    | 3  | 8   | 13  | 8    | 6  |
| CZ | -15            | IV-07  | 8     | 52   | III-09 | -14 | -4  | 14   | 43 | 50  | 52  | 47   | 44 |
| DK | -16            | III-07 | 16    | 57   | IV-09  | 9   | 18  | 26   | 33 | 52  | 55  | 57   | 48 |
| DE | -6             | IV-90  | 19    | 56   | III-09 | 3   | 6   | 22   | 42 | 52  | 56  | 47   | 45 |
| EE | -18            | IV-06  | 14    | 44   | II-09  | 15  | 16  | 29   | 33 | 44  | 35  | 35   | 28 |
| IE | -22            | III-06 | 11    | 29   | III-93 | 9   | :   | :    | :  | :   | :   | :    | :  |
| EL | 0              | II-00  | 13    | 41   | III-09 | 15  | 12  | 19   | 31 | 41  | 41  | 36   | 37 |
| ES | -2             | II-00  | 8     | 33   | III-09 | 5   | 9   | 14   | 21 | 27  | 33  | 27   | 26 |
| FR | -13            | III-00 | 16    | 49   | II-09  | 2   | 7   | 16   | 33 | 49  | 44  | 49   | 29 |
| IT | 12             | I-90   | 26    | 45   | II-09  | 24  | 28  | 30   | 38 | 45  | 42  | 41   | 39 |
| CY | -25            | II-09  | 9     | 39   | II-07  | 35  | 23  | 10   | 23 | -25 | 9   | 4    | 10 |
| LV | -7             | II-07  | 13    | 53   | III-93 | 2   | 1   | 13   | 15 | 19  | 12  | 8    | 11 |
| LT | -4             | IV-06  | 23    | 68   | IV-93  | 1   | 7   | 13   | 27 | 25  | 27  | 38   | 30 |
| LU | -12            | I-98   | 21    | 69   | III-09 | 13  | 13  | 27   | 54 | 63  | 69  | 55   | 48 |
| HU | -40            | IV-03  | 28    | 65   | II-09  | 19  | 25  | 28   | 61 | 65  | 58  | 64   | 59 |
| MT | -9             | II-06  | 16    | 52   | II-09  | 17  | 18  | 16   | 34 | 52  | 32  | 26   | 22 |
| NL | -3             | I-01   | 5     | 24   | II-09  | 3   | 2   | 5    | 16 | 24  | 16  | 13   | 7  |
| AT | -3             | II-07  | 14    | 38   | IV-09  | 6   | 11  | 15   | 28 | 37  | 36  | 38   | 27 |
| PL | 2              | III-07 | 28    | 56   | II-92  | 6   | 8   | 15   | 20 | 23  | 24  | 19   | 13 |
| PT | 1              | III-00 | 15    | 40   | III-93 | 16  | 13  | 25   | 31 | 31  | 37  | 33   | 26 |
| RO | -13            | IV-03  | 20    | 50   | III-92 | 4   | 7   | 6    | 13 | 10  | 14  | 12   | 5  |
| SI | -10            | IV-07  | 19    | 61   | II-09  | -2  | 6   | 25   | 47 | 61  | 56  | 48   | 43 |
| SK | -12            | III-04 | 7     | 40   | I-09   | -3  | 4   | 12   | 40 | 24  | 35  | 30   | 16 |
| FI | -21            | II-95  | 23    | 81   | IV-91  | 0   | 14  | 35   | 53 | 55  | 63  | 60   | 51 |
| SE | -19            | III-00 | 12    | 61   | II-09  | 12  | 18  | 38   | 51 | 61  | 61  | 50   | 44 |
| UK | 10             | II-95  | 31    | 55   | II-09  | 19  | 28  | 33   | 43 | 55  | 50  | 46   | 36 |



TABLE 2b (continued): Quarterly survey of manufacturing industry

(Data collected in January, April, July and October each year.)

## Estimated number of months' production assured by orders on hand in manufacturing industry (s.a.)

(Question 10)

|    | Since 1990 (*) |        |       |      | 2008   |      |      | 2009 |      |     |     | 2010 |      |
|----|----------------|--------|-------|------|--------|------|------|------|------|-----|-----|------|------|
|    | Min.           |        | Ave.  | Max. |        | II   | III  | IV   | I    | II  | III | IV   | I    |
|    | Value          | Date   | Value | Date |        |      |      |      |      |     |     |      |      |
| EU | 2.7            | III-93 | 3.3   | 4.3  | III-08 | 4.3  | 4.3  | 4.0  | 3.5  | 3.1 | 3.0 | 3.0  | 3.4  |
| EA | 2.6            | III-96 | 3.1   | 3.6  | III-07 | 3.5  | 3.5  | 3.4  | 3.0  | 3.0 | 2.8 | 2.8  | 2.8  |
| BE | 2.8            | III-03 | 3.2   | 4.2  | III-90 | 3.9  | 3.7  | 3.6  | 3.3  | 3.1 | 3.1 | 3.0  | 3.1  |
| BG | 1.4            | IV-99  | 3.9   | 8.0  | II-03  | 5.3  | 4.9  | 4.9  | 4.1  | 4.2 | 4.0 | 3.9  | 3.9  |
| CZ | 6.2            | III-09 | 10.9  | 22.5 | II-01  | 8.7  | 8.7  | 8.4  | 6.3  | 6.2 | 6.2 | 6.2  | 6.5  |
| DK | 1.4            | III-00 | 2.0   | 3.2  | III-08 | 2.9  | 3.2  | 3.0  | 3.2  | 2.4 | 2.0 | 2.3  | 2.2  |
| DE | 2.2            | III-09 | 2.8   | 3.3  | III-90 | 3.1  | 3.0  | 2.8  | 2.4  | 2.3 | 2.2 | 2.3  | 2.3  |
| EE | 3.0            | III-09 | 4.9   | 7.2  | II-02  | 3.9  | 3.8  | 3.6  | 3.4  | 3.2 | 3.0 | 3.3  | 3.2  |
| IE | 1.6            | IV-93  | 2.6   | 3.7  | II-06  | 3.1  | :    | :    | :    | :   | :   | :    | :    |
| EL | 3.7            | I-10   | 5.4   | 6.6  | III-90 | 5.2  | 5.0  | 5.2  | 4.6  | 4.3 | 4.2 | 4.6  | 3.7  |
| ES | 1.5            | II-93  | 2.8   | 4.5  | IV-06  | 3.4  | 3.7  | 3.4  | 3.5  | 2.9 | 3.1 | 2.6  | 3.3  |
| FR | 2.5            | III-97 | 3.3   | 4.4  | I-02   | 3.7  | 3.5  | 3.6  | 3.1  | 3.9 | 3.0 | 3.0  | 2.8  |
| IT | 2.1            | III-96 | 3.5   | 4.7  | II-90  | 3.7  | 3.8  | 3.6  | 3.0  | 3.0 | 2.7 | 2.8  | 2.8  |
| CY | 1.8            | I-10   | 3.6   | 4.8  | II-05  | 4.0  | 2.7  | 2.4  | 3.2  | 2.4 | 3.5 | 2.2  | 1.8  |
| LV | 2.6            | I-10   | 3.5   | 4.6  | IV-05  | 3.6  | 3.8  | 3.1  | 3.1  | 3.0 | 2.9 | 2.8  | 2.6  |
| LT | 2.1            | IV-09  | 2.9   | 3.6  | III-06 | 3.5  | 3.0  | 3.3  | 2.6  | 2.3 | 2.2 | 2.1  | 2.1  |
| LU | 1.9            | IV-93  | 2.9   | 4.4  | IV-07  | 4.1  | 4.2  | 3.9  | 3.1  | 2.7 | 2.6 | 3.0  | 3.2  |
| HU | 2.9            | III-02 | 4.4   | 6.4  | III-08 | 5.0  | 6.4  | 5.1  | 5.2  | 4.9 | 3.8 | 5.1  | 4.3  |
| MT | 2.8            | II-04  | 4.2   | 6.1  | II-06  | 5.5  | 4.5  | 4.6  | 4.7  | 3.2 | 6.1 | 5.2  | 5.1  |
| NL | 2.1            | I-95   | 2.7   | 3.4  | III-08 | 3.3  | 3.4  | 3.3  | 3.1  | 3.0 | 2.9 | 2.9  | 2.9  |
| AT | 2.9            | I-01   | 3.9   | 5.9  | IV-01  | 4.8  | 4.5  | 4.6  | 4.2  | 3.7 | 3.6 | 3.8  | 3.0  |
| PL | 5.3            | I-01   | 7.0   | 14.5 | I-10   | 8.5  | 8.3  | 7.9  | 6.2  | 6.5 | 6.4 | 6.7  | 14.5 |
| PT | 2.7            | III-03 | 4.1   | 6.5  | IV-07  | 6.3  | 6.0  | 5.9  | 5.5  | 5.4 | 5.1 | 4.8  | 5.0  |
| RO | 1.4            | IV-01  | 6.5   | 8.6  | I-07   | 7.4  | 7.6  | 7.5  | 6.4  | 6.6 | 6.0 | 5.8  | 5.7  |
| SI | 2.8            | IV-98  | 4.3   | 5.1  | III-07 | 4.7  | 4.7  | 4.5  | 3.8  | 3.5 | 3.7 | 3.6  | 3.8  |
| SK | 4.8            | I-09   | 6.6   | 9.5  | I-01   | 5.4  | 5.6  | 5.8  | 4.8  | 4.9 | 5.3 | 5.6  | 5.2  |
| FI | 1.8            | III-09 | 3.2   | 4.8  | III-07 | 3.2  | 2.7  | 2.7  | 1.9  | 2.2 | 1.8 | 2.1  | 2.2  |
| SE | 1.8            | IV-96  | 4.3   | 16.4 | IV-07  | 15.9 | 15.7 | 13.4 | 11.8 | 3.0 | 2.9 | 2.7  | 2.8  |
| UK | 2.4            | I-95   | 3.2   | 4.2  | I-08   | 3.9  | 4.1  | 3.3  | 2.7  | 2.5 | 3.1 | 3.0  | 3.5  |

New orders in manufacturing industry (s.a.)<sup>(b)</sup>

(Question 11)

|    | Since 1990 (*) |        |       |      | 2008   |     |     | 2009 |     |     |     | 2010 |     |
|----|----------------|--------|-------|------|--------|-----|-----|------|-----|-----|-----|------|-----|
|    | Min.           |        | Ave.  | Max. |        | II  | III | IV   | I   | II  | III | IV   | I   |
|    | Value          | Date   | Value | Date |        |     |     |      |     |     |     |      |     |
| EU | -41            | I-09   | 0     | 21   | IV-94  | 1   | -7  | -22  | -41 | -41 | -21 | -7   | 5   |
| EA | -41            | I-09   | 1     | 20   | II-06  | -1  | -8  | -22  | -41 | -39 | -19 | -6   | 6   |
| BE | -26            | I-09   | -4    | 20   | IV-97  | -13 | -8  | -14  | -26 | -22 | -9  | 1    | 4   |
| BG | -38            | III-09 | 1     | 20   | II-07  | 14  | 8   | 0    | -14 | -35 | -38 | -32  | -30 |
| CZ | -52            | I-09   | 10    | 40   | IV-06  | 24  | 5   | -22  | -52 | -34 | -13 | 0    | 4   |
| DK | -60            | II-09  | 4     | 37   | III-94 | -13 | -13 | -28  | -53 | -60 | -32 | -21  | 10  |
| DE | -44            | I-09   | 0     | 26   | II-06  | -8  | -10 | -28  | -44 | -28 | -8  | 7    | 20  |
| EE | -50            | II-09  | 10    | 44   | I-07   | -5  | -15 | -27  | -43 | -50 | -33 | -17  | -8  |
| IE | -18            | IV-01  | 2     | 28   | III-95 | -10 | :   | :    | :   | :   | :   | :    | :   |
| EL | -16            | II-09  | 9     | 23   | IV-97  | 12  | 7   | -2   | -1  | -16 | -5  | -3   | -5  |
| ES | -21            | IV-08  | 4     | 14   | I-04   | -2  | -8  | -21  | -20 | -19 | -9  | -5   | 3   |
| FR | -56            | II-09  | -1    | 32   | II-00  | 15  | -6  | -19  | -45 | -56 | -26 | -11  | 8   |
| IT | -55            | II-09  | 1     | 28   | IV-94  | -3  | -12 | -20  | -51 | -55 | -42 | -31  | -19 |
| CY | -43            | II-03  | -13   | 26   | III-08 | 4   | 26  | 20   | -5  | -34 | -32 | -32  | -24 |
| LV | -55            | I-09   | 4     | 22   | IV-03  | -18 | -23 | -31  | -55 | -48 | -36 | -29  | -16 |
| LT | -51            | I-09   | 3     | 27   | III-06 | -21 | -13 | -23  | -51 | -48 | -36 | -18  | 3   |
| LU | -66            | I-09   | -8    | 32   | I-00   | -6  | -4  | -41  | -66 | -65 | -40 | -14  | 5   |
| HU | -59            | II-09  | -5    | 23   | III-00 | -2  | -7  | -18  | -54 | -59 | -34 | -17  | -12 |
| MT | -48            | II-09  | 7     | 43   | III-07 | 23  | -18 | -12  | -28 | -48 | -12 | 1    | 20  |
| NL | -35            | II-09  | 5     | 19   | IV-99  | -2  | 5   | -15  | -26 | -35 | -16 | -4   | 12  |
| AT | -41            | II-09  | 3     | 30   | III-06 | 8   | 0   | -12  | -34 | -41 | -25 | -3   | 2   |
| PL | -27            | I-09   | -1    | 25   | II-07  | 9   | 1   | -9   | -27 | -24 | -17 | -8   | -2  |
| PT | -65            | II-09  | -10   | 23   | IV-94  | 1   | -25 | -41  | -54 | -65 | -27 | -15  | -23 |
| RO | -24            | II-09  | 5     | 23   | III-03 | 7   | 4   | 2    | -12 | -24 | -21 | -20  | -16 |
| SI | -57            | II-09  | 6     | 34   | III-06 | 13  | 2   | -18  | -50 | -57 | -28 | 3    | 11  |
| SK | -33            | II-09  | 26    | 53   | IV-07  | 31  | 37  | 5    | -23 | -33 | 14  | 3    | 11  |
| FI | -56            | I-09   | 7     | 49   | I-00   | 7   | -5  | -29  | -56 | -45 | -31 | -12  | 15  |
| SE | -55            | I-09   | 4     | 48   | II-00  | 2   | -15 | -29  | -55 | -52 | 0   | 21   | 23  |
| UK | -53            | II-09  | -6    | 29   | I-95   | 3   | -2  | -24  | -42 | -53 | -34 | -13  | -3  |

TABLE 2b (continued) : Quarterly survey of manufacturing industry

(Data collected in January, April, July and October each year.)

Export volume expectations in manufacturing industry (s.a.)<sup>(b)</sup>

(Question 12)

|           | Since 1990 (*) |        |       |      |        | 2008 |     |     | 2009 |     |     |     | 2010 |
|-----------|----------------|--------|-------|------|--------|------|-----|-----|------|-----|-----|-----|------|
|           | Min.           |        | Ave.  | Max. |        | II   | III | IV  | I    | II  | III | IV  | I    |
|           | Value          | Date   | Value | Date |        |      |     |     |      |     |     |     |      |
| <b>EU</b> | -28            | I-09   | 6     | 21   | I-95   | 11   | 4   | -12 | -28  | -24 | -9  | 3   | 12   |
| <b>EA</b> | -29            | I-09   | 7     | 20   | I-95   | 10   | 5   | -12 | -29  | -25 | -11 | 0   | 9    |
| <b>BE</b> | -26            | I-96   | -1    | 35   | IV-97  | 2    | 0   | -24 | -10  | -11 | 0   | 5   | 12   |
| <b>BG</b> | -2             | III-09 | 21    | 41   | III-95 | 19   | 16  | 18  | -1   | 2   | -2  | 5   | 9    |
| <b>CZ</b> | -42            | I-09   | 25    | 54   | IV-97  | 15   | 14  | -11 | -42  | -7  | -4  | -2  | 10   |
| <b>DK</b> | -21            | I-09   | 9     | 24   | I-98   | 3    | -5  | -10 | -21  | -11 | 6   | 3   | 10   |
| <b>DE</b> | -29            | I-09   | 6     | 21   | I-07   | 14   | 10  | -9  | -29  | -28 | -13 | 4   | 16   |
| <b>EE</b> | -28            | I-09   | 15    | 38   | III-00 | 12   | 7   | -3  | -28  | -26 | -9  | -5  | 4    |
| <b>IE</b> | -33            | IV-01  | 5     | 48   | II-04  | 2    | :   | :   | :    | :   | :   | :   | :    |
| <b>EL</b> | -12            | II-09  | 21    | 41   | IV-97  | 25   | 21  | 12  | -9   | -12 | -9  | 8   | 2    |
| <b>ES</b> | -14            | II-09  | 4     | 15   | IV-06  | -3   | -5  | -12 | -14  | -14 | -6  | -3  | 1    |
| <b>FR</b> | -49            | I-09   | 4     | 28   | I-95   | 13   | -4  | -26 | -49  | -35 | -11 | 2   | -9   |
| <b>IT</b> | -25            | II-09  | 11    | 27   | IV-94  | 6    | 8   | -6  | -25  | -25 | -14 | -8  | -1   |
| <b>CY</b> | -37            | II-09  | 14    | 50   | I-08   | 30   | -3  | 9   | -21  | -37 | -2  | -18 | -14  |
| <b>LV</b> | -19            | I-09   | 12    | 24   | IV-00  | 5    | 5   | -5  | -19  | -8  | -11 | -4  | 0    |
| <b>LT</b> | -25            | II-09  | 10    | 36   | III-97 | 3    | 6   | -16 | -25  | -25 | -19 | -9  | 5    |
| <b>LU</b> | -72            | I-09   | -7    | 41   | II-00  | -2   | -11 | -41 | -72  | -54 | -12 | 23  | 15   |
| <b>HU</b> | -37            | I-09   | 8     | 32   | IV-00  | 11   | 10  | -11 | -37  | -34 | -15 | 2   | 10   |
| <b>MT</b> | -22            | I-09   | 13    | 38   | I-08   | 31   | -16 | -7  | -22  | -2  | 16  | 18  | 12   |
| <b>NL</b> | -21            | I-09   | 7     | 22   | III-00 | 8    | 7   | -3  | -21  | -12 | -6  | 5   | 3    |
| <b>AT</b> | -23            | I-09   | 5     | 15   | IV-03  | 9    | 3   | -11 | -23  | -20 | -11 | -3  | 5    |
| <b>PL</b> | -14            | I-09   | 15    | 25   | III-04 | 18   | 13  | 4   | -14  | -9  | -5  | 4   | 10   |
| <b>PT</b> | -47            | I-09   | 4     | 30   | IV-94  | 12   | 0   | -15 | -47  | -33 | -32 | 0   | 15   |
| <b>RO</b> | -8             | II-09  | 15    | 35   | III-96 | 4    | 6   | 5   | -7   | -8  | -8  | -6  | -4   |
| <b>SI</b> | -32            | I-09   | 22    | 41   | I-07   | 38   | 25  | -1  | -32  | -22 | -9  | 6   | 25   |
| <b>SK</b> | -52            | II-09  | 29    | 75   | I-96   | 5    | 27  | -10 | -26  | -52 | 6   | 2   | 6    |
| <b>FI</b> | -32            | I-09   | 16    | 52   | III-05 | 17   | 2   | -28 | -32  | -19 | -22 | -15 | 11   |
| <b>SE</b> | -21            | IV-08  | 18    | 49   | I-04   | 28   | -4  | -21 | -4   | -8  | 40  | 29  | 33   |
| <b>UK</b> | -34            | IV-01  | 1     | 30   | III-95 | 7    | -1  | -16 | -32  | -30 | -15 | 17  | 24   |

(a) Answers to the questions whether, taking into account the level of order-books or production, capacity is more than sufficient (+), sufficient (=) or less than sufficient (-). Thus, negative balances (capacity less than sufficient) indicate high levels of capacity utilisation, whereas positive balances (capacity more than sufficient) are associated with low levels of capacity utilisation.

(b) Balances: i.e., differences between the percentages of respondents giving positive and negative replies.

TABLE 2c: Capacity utilisation by industrial branch (s.a.)

(Data collected in January, April, July and October each year.)

Degree of capacity utilisation in %

(Question 13)

|  |    | Since 1990 (*) |        |       |      |        |      | 2008 |      |      | 2009 |      |      | 2010 |   |
|--|----|----------------|--------|-------|------|--------|------|------|------|------|------|------|------|------|---|
|  |    | Min.           |        | Ave.  |      | Max.   |      | II   | III  | IV   | I    | II   | III  | IV   | I |
|  |    | Value          | Date   | Value | Date | Value  | Date |      |      |      |      |      |      |      |   |
| CONSUMER GOODS                         | EU | 74.7           | III-09 | 80.2  | 86.1 | II-90  | 80.4 | 79.4 | 78.3 | 76.5 | 74.7 | 74.7 | 75.4 | 75.6 |   |
|  | EA | 74.3           | III-09 | 80.0  | 85.8 | II-90  | 80.1 | 78.8 | 78.7 | 76.2 | 74.4 | 74.3 | 74.7 | 74.7 |   |
| INVESTMENT GOODS                       | EU | 68.6           | III-09 | 82.9  | 88.4 | I-08   | 87.9 | 87.2 | 84.5 | 75.6 | 69.9 | 68.6 | 69.6 | 71.8 |   |
|  | EA | 67.6           | III-09 | 83.3  | 88.7 | I-08   | 88.1 | 87.5 | 85.0 | 75.8 | 69.4 | 67.6 | 68.8 | 71.0 |   |
| INTERMEDIATE GOODS                     | EU | 67.8           | III-09 | 81.3  | 86.1 | I-90   | 83.1 | 82.0 | 80.4 | 72.4 | 68.3 | 67.8 | 70.2 | 71.6 |   |
|  | EA | 67.3           | III-09 | 81.4  | 86.5 | I-90   | 83.1 | 81.9 | 80.5 | 72.4 | 67.6 | 67.3 | 69.9 | 70.8 |   |
| FOOD AND BEVERAGES                     | EU | 74.5           | III-09 | 79.3  | 83.5 | II-91  | 78.0 | 77.3 | 76.0 | 75.8 | 76.5 | 74.5 | 75.3 | 75.0 |   |
|  | EA | 74.3           | I-10   | 78.9  | 83.2 | II-91  | 78.1 | 77.5 | 76.6 | 76.2 | 76.0 | 75.0 | 74.8 | 74.3 |   |
| TEXTILES                               | EU | 66.3           | II-09  | 78.3  | 84.5 | I-90   | 76.4 | 74.9 | 74.5 | 68.8 | 66.3 | 66.8 | 68.9 | 69.2 |   |
|  | EA | 65.5           | II-09  | 78.1  | 84.8 | I-90   | 75.4 | 73.7 | 74.5 | 68.4 | 65.5 | 66.4 | 68.6 | 68.7 |   |
| WOOD AND WOOD PRODUCTS                 | EU | 70.3           | I-09   | 80.5  | 85.8 | I-07   | 80.9 | 78.4 | 77.1 | 70.3 | 70.3 | 71.2 | 71.3 | 71.6 |   |
|  | EA | 70.3           | I-10   | 80.4  | 86.3 | I-07   | 81.1 | 78.1 | 78.4 | 71.4 | 71.5 | 71.7 | 71.2 | 70.3 |   |
| PRINTING AND PUBLISHING                | EU | 75.0           | III-09 | 81.0  | 85.8 | III-90 | 81.3 | 81.0 | 79.3 | 77.8 | 75.4 | 75.0 | 76.6 | 77.3 |   |
|  | EA | 73.9           | I-10   | 81.1  | 86.2 | III-90 | 81.8 | 79.4 | 80.4 | 77.5 | 75.2 | 75.3 | 75.6 | 73.9 |   |
| NON-METALLIC MINERAL PRODUCTS          | EU | 67.6           | I-10   | 80.1  | 85.9 | I-07   | 82.2 | 80.1 | 77.9 | 71.9 | 70.4 | 68.8 | 69.4 | 67.6 |   |
|  | EA | 67.8           | I-10   | 80.3  | 85.5 | I-07   | 81.4 | 80.0 | 77.2 | 73.1 | 70.3 | 69.4 | 70.0 | 67.8 |   |
| BASIC METALS                           | EU | 59.0           | III-09 | 83.3  | 90.4 | IV-97  | 86.3 | 86.5 | 85.6 | 71.0 | 60.9 | 59.0 | 63.8 | 67.9 |   |
|  | EA | 59.7           | III-09 | 83.9  | 90.6 | IV-97  | 86.9 | 86.7 | 85.5 | 71.7 | 61.5 | 59.7 | 64.2 | 68.3 |   |
| METAL PRODUCTS                         | EU | 66.1           | III-09 | 79.4  | 85.7 | I-90   | 82.4 | 81.3 | 79.8 | 72.6 | 67.5 | 66.1 | 66.9 | 67.4 |   |
|  | EA | 64.9           | III-09 | 79.0  | 85.5 | I-90   | 82.1 | 80.9 | 79.7 | 72.0 | 66.3 | 64.9 | 66.0 | 66.4 |   |
| MACHINERY AND EQUIPMENT                | EU | 67.7           | III-09 | 82.5  | 89.0 | II-90  | 86.6 | 86.4 | 84.6 | 77.4 | 70.8 | 67.7 | 68.0 | 71.0 |   |
|  | EA | 67.3           | III-09 | 83.0  | 89.4 | II-90  | 87.4 | 87.2 | 85.2 | 77.6 | 71.1 | 67.3 | 67.9 | 70.6 |   |
| MEDICAL AND OPTICAL INSTRUMENTS        | EU | 76.3           | III-09 | 83.7  | 88.0 | I-01   | 87.2 | 86.4 | 85.3 | 83.2 | 76.9 | 76.3 | 77.1 | 79.0 |   |
|  | EA | 76.4           | III-09 | 84.2  | 89.3 | I-01   | 87.5 | 86.9 | 85.8 | 82.8 | 76.8 | 76.4 | 77.0 | 78.7 |   |
| MOTOR VEH., TRAILERS AND SEMI-TRAILERS | EU | 60.1           | II-09  | 84.8  | 91.7 | I-08   | 90.4 | 88.5 | 81.6 | 66.2 | 60.1 | 62.5 | 65.2 | 67.8 |   |
|  | EA | 61.3           | II-09  | 85.8  | 92.3 | I-01   | 90.6 | 88.8 | 84.3 | 67.9 | 61.3 | 62.1 | 65.1 | 68.3 |   |

TABLE 2d: Export volume expectations by industrial branch (s.a.)

(Data collected in January, April, July and October each year.)

Balances: i.e., differences between the percentages of respondents giving positive and negative replies

(Question 12)

|  |    | Since 1990 (*) |       |       |      |        |      | 2008 |     |     | 2009 |     |     | 2010 |   |
|--|----|----------------|-------|-------|------|--------|------|------|-----|-----|------|-----|-----|------|---|
|  |    | Min.           |       | Ave.  |      | Max.   |      | II   | III | IV  | I    | II  | III | IV   | I |
|  |    | Value          | Date  | Value | Date | Value  | Date |      |     |     |      |     |     |      |   |
| CONSUMER GOODS                         | EU | -15            | II-09 | 7     | 17   | IV-00  | 9    | 7    | -1  | -14 | -15  | -9  | 0   | 9    |   |
|  | EA | -19            | II-09 | 8     | 19   | I-07   | 11   | 10   | 0   | -14 | -19  | -10 | -4  | 3    |   |
| INVESTMENT GOODS                       | EU | -39            | I-09  | 6     | 23   | IV-94  | 15   | 7    | -19 | -40 | -33  | -16 | 1   | 16   |   |
|  | EA | -40            | I-09  | 7     | 24   | IV-04  | 15   | 7    | -18 | -40 | -33  | -16 | -2  | 15   |   |
| INTERMEDIATE GOODS                     | EU | -32            | I-09  | 5     | 26   | IV-94  | 10   | 2    | -14 | -32 | -26  | -7  | 5   | 10   |   |
|  | EA | -29            | I-09  | 5     | 25   | IV-94  | 8    | 2    | -14 | -29 | -26  | -9  | 1   | 8    |   |
| FOOD AND BEVERAGES                     | EU | -2             | II-09 | 9     | 19   | III-94 | 6    | 10   | 5   | 3   | -2   | -1  | 1   | 2    |   |
|  | EA | -4             | II-09 | 9     | 19   | I-95   | 12   | 11   | 6   | -2  | -4   | 0   | -1  | 1    |   |
| TEXTILES                               | EU | -31            | I-09  | 2     | 18   | III-94 | 8    | -4   | -16 | -31 | -24  | -18 | -4  | -1   |   |
|  | EA | -32            | I-09  | 3     | 20   | II-00  | 6    | -5   | -20 | -32 | -27  | -19 | -6  | -4   |   |
| WOOD AND WOOD PRODUCTS                 | EU | -32            | I-09  | 3     | 19   | II-94  | -2   | -7   | -14 | -32 | -24  | -18 | -12 | 12   |   |
|  | EA | -28            | II-09 | 3     | 18   | III-06 | 3    | -9   | -13 | -26 | -28  | -23 | -13 | 4    |   |
| PRINTING AND PUBLISHING                | EU | -14            | I-09  | 1     | 16   | I-95   | 0    | -4   | -11 | -14 | -9   | -13 | -3  | 13   |   |
|  | EA | -21            | II-09 | 2     | 19   | I-91   | 0    | -4   | -4  | -18 | -21  | -18 | -7  | -2   |   |
| NON-METALLIC MINERAL PRODUCTS          | EU | -21            | II-09 | 4     | 27   | I-07   | 8    | -1   | -13 | -20 | -21  | -13 | -4  | 4    |   |
|  | EA | -25            | II-09 | 5     | 28   | I-07   | 2    | -1   | -15 | -19 | -25  | -13 | -1  | 3    |   |
| BASIC METALS                           | EU | -44            | I-09  | 2     | 26   | III-94 | 7    | 4    | -21 | -44 | -42  | -5  | 8   | 15   |   |
|  | EA | -42            | II-09 | 1     | 26   | IV-94  | 5    | 3    | -16 | -42 | -42  | -9  | 2   | 11   |   |
| METAL PRODUCTS                         | EU | -36            | I-09  | 3     | 19   | I-95   | 10   | 3    | -16 | -37 | -36  | -23 | -3  | 6    |   |
|  | EA | -36            | II-09 | 3     | 18   | I-95   | 11   | 7    | -12 | -35 | -36  | -24 | -8  | 3    |   |
| MACHINERY AND EQUIPMENT                | EU | -38            | II-09 | 6     | 27   | IV-94  | 13   | 9    | -13 | -36 | -38  | -19 | -4  | 14   |   |
|  | EA | -40            | II-09 | 6     | 27   | IV-94  | 11   | 8    | -11 | -37 | -40  | -25 | -11 | 8    |   |
| MEDICAL AND OPTICAL INSTRUMENTS        | EU | -25            | II-09 | 12    | 32   | I-07   | 16   | 20   | -1  | -23 | -25  | 0   | 7   | 21   |   |
|  | EA | -24            | II-09 | 11    | 34   | I-08   | 9    | 17   | 0   | -21 | -24  | -8  | 5   | 17   |   |
| MOTOR VEH., TRAILERS AND SEMI-TRAILERS | EU | -60            | I-09  | 5     | 31   | I-10   | 14   | -1   | -44 | -60 | -32  | -7  | 24  | 31   |   |
|  | EA | -59            | I-09  | 6     | 35   | II-98  | 16   | 4    | -39 | -59 | -35  | -3  | 21  | 27   |   |

TABLE 3: Monthly survey of services (s.a.)<sup>(a)(b)</sup>

|   |           | Since 1990 (*) |       |       |       | 2009  |     |     |     |     |     |     |     | 2010 |     |     |     |     |
|---|-----------|----------------|-------|-------|-------|-------|-----|-----|-----|-----|-----|-----|-----|------|-----|-----|-----|-----|
|   |           | Min.           |       | Ave.  |       | Apr   | May | Jun | Jul | Aug | Sep | Oct | Nov | Dec  | Jan | Feb | Mar |     |
|   |           | Value          | Date  | Value | Date  |       |     |     |     |     |     |     |     |      |     |     |     |     |
| SERVICES<br>CONFIDENCE<br>INDICATOR   | <b>EU</b> | -31            | 03-09 | 13    | 32    | 06-98 | -30 | -26 | -23 | -19 | -11 | -11 | -11 | -9   | -2  | -2  | 0   | 1   |
|   | <b>EA</b> | -25            | 03-09 | 14    | 33    | 08-98 | -24 | -22 | -20 | -17 | -11 | -9  | -7  | -4   | -2  | -1  | 1   | 1   |
|   | <b>BE</b> | -38            | 02-09 | 11    | 33    | 08-07 | -34 | -31 | -29 | -27 | -20 | -18 | -8  | -5   | -2  | -3  | 2   | 12  |
|   | <b>BG</b> | -11            | 09-09 | 26    | 48    | 03-07 | -5  | -7  | -11 | -8  | -8  | -11 | -9  | -8   | -5  | -2  | -3  | -1  |
|   | <b>CZ</b> | 6              | 08-09 | 36    | 49    | 01-07 | 17  | 13  | 8   | 14  | 6   | 7   | 10  | 14   | 15  | 20  | 20  | 21  |
|   | <b>DK</b> | -9             | 02-09 | 24    | 38    | 04-04 | -4  | 6   | 6   | 4   | 12  | 11  | 12  | 16   | 13  | 18  | 19  | 24  |
|   | <b>DE</b> | -18            | 12-02 | 20    | 52    | 03-99 | -13 | -11 | -8  | -4  | 3   | 6   | 7   | 10   | 10  | 9   | 8   | 11  |
|   | <b>EE</b> | -50            | 02-09 | 9     | 38    | 01-06 | -50 | -38 | -34 | -38 | -27 | -16 | -11 | -2   | 0   | 1   | 3   | 2   |
|   | <b>IE</b> | -13            | 05-03 | 15    | 44    | 08-98 | :   | :   | :   | :   | :   | :   | :   | :    | :   | :   | :   | :   |
|   | <b>EL</b> | -21            | 03-10 | 23    | 61    | 08-00 | -19 | -17 | -15 | -15 | -10 | -19 | -14 | -13  | -8  | -13 | -18 | -21 |
|   | <b>ES</b> | -37            | 05-09 | 19    | 56    | 06-98 | -26 | -37 | -34 | -26 | -23 | -23 | -26 | -19  | -16 | -25 | -15 | -14 |
|   | <b>FR</b> | -30            | 04-09 | 2     | 25    | 06-90 | -30 | -29 | -26 | -23 | -18 | -15 | -14 | -14  | -11 | -6  | -5  | -5  |
|   | <b>IT</b> | -33            | 03-09 | 14    | 43    | 02-98 | -27 | -17 | -17 | -19 | -7  | -10 | -4  | 1    | 0   | 11  | 10  | -1  |
|   | <b>CY</b> | -21            | 06-09 | 6     | 34    | 08-07 | -13 | -13 | -21 | -15 | -17 | -12 | -19 | -14  | -10 | -8  | -8  | -17 |
|   | <b>LV</b> | -44            | 03-09 | 4     | 20    | 01-07 | -42 | -41 | -41 | -40 | -38 | -36 | -34 | -33  | -31 | -30 | -25 | -20 |
|   | <b>LT</b> | -46            | 03-09 | 9     | 34    | 07-06 | -45 | -44 | -41 | -40 | -35 | -30 | -30 | -24  | -29 | -14 | -20 | -15 |
|   | <b>HU</b> | -44            | 03-09 | -8    | 14    | 03-02 | -44 | -36 | -39 | -37 | -36 | -36 | -22 | -22  | -28 | -28 | -26 | -23 |
|   | <b>NL</b> | -42            | 04-09 | 14    | 41    | 04-07 | -42 | -36 | -32 | -34 | -23 | -19 | -19 | -12  | -11 | -6  | -3  | 3   |
|   | <b>AT</b> | -26            | 05-09 | 13    | 30    | 03-98 | -24 | -26 | -24 | -22 | -14 | -8  | -1  | -1   | 2   | 2   | 3   | 6   |
|   | <b>PL</b> | -8             | 01-03 | 8     | 25    | 04-08 | -6  | -4  | -4  | -2  | 0   | 1   | 3   | 8    | 6   | 3   | 9   | 9   |
| <b>PT</b>   | -23       | 04-09          | 5     | 29    | 06-01 | -23   | -18 | -18 | -12 | -9  | -9  | -10 | -15 | -10  | -6  | -5  | -2  |     |
| <b>RO</b>   | -15       | 08-09          | 20    | 57    | 06-04 | -10   | -11 | -11 | -9  | -15 | -13 | -15 | -14 | -12  | -12 | -7  | -4  |     |
| <b>SI</b>   | -28       | 04-09          | 16    | 32    | 10-02 | -28   | -23 | -21 | -24 | -24 | -24 | -23 | -19 | -20  | -13 | -15 | -11 |     |
| <b>SK</b>   | -24       | 05-09          | 33    | 60    | 06-03 | -20   | -24 | -20 | -22 | -16 | -7  | -1  | 2   | 10   | 15  | 15  | 18  |     |
| <b>FI</b>   | -26       | 03-09          | 23    | 61    | 09-00 | -23   | -22 | -15 | -13 | -9  | -12 | -6  | -5  | -2   | 5   | 10  | 7   |     |
| <b>SE</b>   | -26       | 04-09          | 18    | 46    | 12-00 | -26   | -20 | -19 | -11 | -8  | -3  | 3   | 10  | 20   | 22  | 25  | 28  |     |
| <b>UK</b>   | -60       | 03-09          | 7     | 37    | 10-97 | -58   | -45 | -41 | -32 | -15 | -25 | -32 | -35 | -7   | -11 | -9  | -6  |     |
| ASSESSMENT<br>OF BUSINESS<br>SITUATION<br>OVER THE PAST<br>3 MONTHS<br>(Question 1) | <b>EU</b> | -39            | 03-09 | 8     | 35    | 06-00 | -38 | -33 | -32 | -28 | -19 | -18 | -18 | -17  | -10 | -12 | -8  | -6  |
|   | <b>EA</b> | -34            | 03-09 | 11    | 39    | 06-00 | -32 | -29 | -26 | -24 | -16 | -15 | -10 | -7   | -7  | -6  | -2  | -3  |
|   | <b>BE</b> | -54            | 04-09 | -2    | 32    | 06-07 | -54 | -44 | -40 | -39 | -30 | -30 | -28 | -12  | -14 | -16 | -7  | 3   |
|   | <b>BG</b> | -11            | 06-09 | 28    | 65    | 03-07 | -6  | -6  | -11 | -6  | -7  | -10 | -8  | -8   | -7  | -2  | -1  | -2  |
|   | <b>CZ</b> | 24             | 09-09 | 57    | 73    | 12-06 | 44  | 44  | 35  | 34  | 28  | 24  | 27  | 28   | 32  | 31  | 37  | 36  |
|   | <b>DK</b> | -16            | 02-09 | 19    | 41    | 04-00 | -14 | -4  | -4  | -5  | 4   | 4   | 4   | 6    | 5   | 11  | 12  | 17  |
|   | <b>DE</b> | -35            | 01-03 | 20    | 63    | 12-98 | -14 | -14 | -12 | -7  | 1   | 3   | 7   | 8    | 10  | 8   | 5   | 8   |
|   | <b>EE</b> | -54            | 04-09 | 11    | 47    | 11-02 | -54 | -45 | -42 | -43 | -29 | -18 | -16 | 0    | 1   | 5   | -1  | -1  |
|   | <b>IE</b> | -20            | 06-05 | 17    | 52    | 11-99 | :   | :   | :   | :   | :   | :   | :   | :    | :   | :   | :   | :   |
|   | <b>EL</b> | -42            | 04-03 | 13    | 58    | 09-00 | -18 | -15 | -12 | -14 | -12 | -14 | -17 | -18  | -14 | -18 | -18 | -20 |
|   | <b>ES</b> | -47            | 05-09 | 17    | 67    | 04-00 | -32 | -47 | -42 | -36 | -35 | -33 | -33 | -25  | -26 | -34 | -22 | -23 |
|   | <b>FR</b> | -35            | 09-96 | -2    | 29    | 06-00 | -31 | -31 | -28 | -25 | -22 | -18 | -16 | -17  | -13 | -7  | -6  | -5  |
|   | <b>IT</b> | -60            | 02-09 | 5     | 44    | 02-01 | -47 | -26 | -29 | -30 | -12 | -16 | -5  | 5    | -2  | 5   | 11  | -7  |
|   | <b>CY</b> | -33            | 06-02 | -1    | 26    | 08-07 | -14 | -18 | -22 | -27 | -30 | -20 | -28 | -18  | -15 | -13 | -14 | -18 |
|   | <b>LV</b> | -43            | 03-09 | 2     | 19    | 04-03 | -39 | -40 | -40 | -39 | -39 | -35 | -35 | -32  | -31 | -35 | -28 | -23 |
|   | <b>LT</b> | -49            | 05-09 | 9     | 51    | 03-03 | -48 | -49 | -47 | -47 | -38 | -34 | -26 | -27  | -30 | -16 | -21 | -13 |
|   | <b>HU</b> | -41            | 02-09 | -9    | 18    | 05-02 | -39 | -35 | -40 | -35 | -37 | -37 | -21 | -25  | -28 | -28 | -26 | -22 |
|   | <b>NL</b> | -67            | 04-09 | 11    | 70    | 12-00 | -67 | -63 | -56 | -61 | -42 | -40 | -34 | -26  | -22 | -15 | -9  | -5  |
|   | <b>AT</b> | -29            | 05-09 | 10    | 30    | 03-98 | -28 | -29 | -27 | -26 | -19 | -11 | -6  | -5   | -2  | 0   | 0   | 2   |
|   | <b>PL</b> | -11            | 03-09 | 6     | 20    | 03-08 | -9  | -11 | -7  | -7  | -4  | -4  | -2  | 2    | -1  | -3  | 2   | 1   |
| <b>PT</b>   | -24       | 07-09          | 0     | 24    | 11-97 | -23   | -22 | -21 | -24 | -19 | -21 | -20 | -22 | -20  | -22 | -16 | -15 |     |
| <b>RO</b>   | -14       | 11-09          | 25    | 67    | 04-03 | -9    | -10 | -9  | -5  | -12 | -10 | -10 | -14 | -11  | -11 | -10 | -5  |     |
| <b>SI</b>   | -21       | 02-10          | 17    | 44    | 10-02 | -19   | -18 | -15 | -18 | -17 | -21 | -19 | -16 | -20  | -15 | -21 | -15 |     |
| <b>SK</b>   | -29       | 04-09          | 28    | 63    | 12-02 | -29   | -28 | -27 | -28 | -24 | -17 | -10 | -6  | 10   | 12  | 11  | 17  |     |
| <b>FI</b>   | -46       | 03-03          | 11    | 79    | 05-98 | -42   | -32 | -26 | -26 | -21 | -15 | -14 | -11 | -10  | -4  | 2   | 1   |     |
| <b>SE</b>   | -60       | 01-02          | 12    | 52    | 01-07 | -24   | -26 | -24 | -14 | -4  | 3   | 1   | 8   | 17   | 18  | 22  | 28  |     |
| <b>UK</b>   | -72       | 04-09          | -7    | 27    | 12-97 | -72   | -57 | -63 | -54 | -36 | -38 | -54 | -64 | -32  | -48 | -39 | -27 |     |
| EVOLUTION<br>OF DEMAND<br>OVER THE PAST<br>3 MONTHS<br>(Question 2)                 | <b>EU</b> | -30            | 03-09 | 11    | 31    | 03-98 | -28 | -30 | -26 | -19 | -10 | -12 | -13 | -4   | -1  | -1  | 1   |     |
|   | <b>EA</b> | -25            | 05-09 | 12    | 32    | 03-98 | -22 | -25 | -22 | -19 | -10 | -10 | -10 | -8   | -6  | -2  | -3  | -1  |
|   | <b>BE</b> | -35            | 02-09 | 11    | 41    | 11-97 | -17 | -21 | -26 | -16 | -18 | -20 | 0   | -8   | -1  | -5  | 2   | 9   |
|   | <b>BG</b> | -26            | 09-09 | 18    | 43    | 04-07 | -12 | -16 | -21 | -18 | -20 | -26 | -23 | -20  | -16 | -12 | -10 | -7  |
|   | <b>CZ</b> | -12            | 08-09 | 24    | 41    | 04-07 | 1   | -10 | -11 | -2  | -12 | -8  | -5  | -1   | -2  | 6   | 9   | 11  |
|   | <b>DK</b> | -9             | 02-09 | 24    | 44    | 01-04 | -7  | 2   | 3   | 4   | 12  | 7   | 11  | 19   | 13  | 16  | 19  | 25  |
|   | <b>DE</b> | -24            | 01-03 | 17    | 43    | 09-98 | -12 | -13 | -8  | -6  | 2   | 5   | 5   | 9    | 7   | 9   | 5   | 9   |
|   | <b>EE</b> | -61            | 04-09 | 8     | 49    | 01-06 | -61 | -49 | -43 | -45 | -26 | -20 | -14 | -2   | 2   | -1  | 3   | 2   |
|   | <b>IE</b> | -24            | 10-03 | 9     | 46    | 08-98 | :   | :   | :   | :   | :   | :   | :   | :    | :   | :   | :   | :   |
|   | <b>EL</b> | -23            | 05-09 | 27    | 71    | 06-01 | -21 | -23 | -16 | -17 | -10 | -17 | -17 | -13  | -1  | -7  | -22 | -21 |
|   | <b>ES</b> | -50            | 05-09 | 12    | 56    | 06-98 | -35 | -50 | -46 | -39 | -34 | -35 | -40 | -30  | -26 | -40 | -25 | -24 |
|   | <b>FR</b> | -33            | 03-97 | 4     | 36    | 01-90 | -30 | -28 | -28 | -20 | -12 | -11 | -16 | -16  | -13 | -6  | -4  | -4  |
|   | <b>IT</b> | -28            | 08-02 | 13    | 44    | 02-07 | -18 | -25 | -20 | -25 | -7  | -14 | -7  | -12  | -5  | 10  | 0   | -3  |
|   | <b>CY</b> | -39            | 10-09 | 2     | 33    | 07-07 | -17 | -26 | -31 | -24 | -26 | -24 | -39 | -29  | -19 | -14 | -13 | -23 |
|   | <b>LV</b> | -47            | 04-09 | 1     | 21    | 01-07 | -47 | -46 | -46 | -44 | -42 | -41 | -38 | -37  | -34 | -33 | -30 | -23 |
|   | <b>LT</b> | -54            | 03-09 | 10    | 45    | 07-06 | -49 | -49 | -46 | -47 | -38 | -33 | -35 | -29  | -31 | -22 | -19 | -17 |
|   | <b>HU</b> | -47            | 09-09 | -10   | 13    | 03-02 | -44 | -41 | -45 | -40 | -42 | -47 | -30 | -26  | -33 | -37 | -34 | -27 |
|   | <b>NL</b> | -49            | 03-01 | 4     | 50    | 06-98 | -32 | -25 | -23 | -25 | -15 | -18 | -24 | -13  | -12 | -10 | -4  | -4  |
|   | <b>AT</b> | -28            | 05-09 | 13    | 35    | 03-98 | -27 | -28 | -26 | -26 | -19 | -12 | -3  | -2   | 1   | 1   | 5   | 7   |
|   | <b>PL</b> | -19            | 01-03 | 5     | 22    | 04-08 | -8  | -7  | -7  | -6  | -2  | -4  | -1  | 4    | 3   | 1   | 4   | 4   |
| <b>PT</b>   | -34       | 03-09          | 2     | 26    | 06-01 | -28   | -23 | -24 | -18 | -13 | -9  | -8  | -23 | -16  | -10 | -8  | -2  |     |
| <b>RO</b>   | -20       | 10-09          | 16    | 57    | 06-04 | -13   | -14 | -11 | -8  | -17 | -15 | -20 | -15 | -8   | -8  | -4  | -7  |     |
| <b>SI</b>   | -39       | 04-09          | 10    | 30    | 03-07 | -39   | -34 | -34 | -36 | -36 | -34 | -33 | -30 | -29  | -19 | -22 | -21 |     |
| <b>SK</b> </  |           |                |       |       |       |       |     |     |     |     |     |     |     |      |     |     |     |     |

TABLE 3: (continued) **Monthly survey of services (s.a.)** (000000)

|  |     | Since 1990 (*) |       |       |       | 2009  |      |     |     |     |     |     |     | 2010 |     |     |     |     |     |
|--|-----|----------------|-------|-------|-------|-------|------|-----|-----|-----|-----|-----|-----|------|-----|-----|-----|-----|-----|
|  |     | Min.           |       | Ave.  |       | Max.  |      | Apr | May | Jun | Jul | Aug | Sep | Oct  | Nov | Dec | Jan | Feb | Mar |
|  |     | Value          | Date  | Value | Date  | Value | Date |     |     |     |     |     |     |      |     |     |     |     |     |
| EVOLUTION OF DEMAND  | EU  | -24            | 03-09 | 20    | 37    | 06-98 | -23  | -14 | -11 | -10 | -3  | -4  | -1  | 3    | 7   | 8   | 9   | 8   |     |
|  | EA  | -19            | 03-09 | 20    | 38    | 05-00 | -19  | -14 | -11 | -9  | -5  | -2  | 0   | 4    | 5   | 5   | 7   | 7   |     |
| EXPECTED OVER THE NEXT 3 MONTHS (Question 3)                         | BE  | -33            | 02-09 | 25    | 51    | 01-95 | -29  | -27 | -22 | -25 | -12 | -5  | 5   | 4    | 10  | 12  | 11  | 26  |     |
|  | BG  | -1             | 07-09 | 32    | 57    | 05-02 | 3    | 1   | -1  | -1  | 3   | 3   | 3   | 5    | 8   | 8   | 3   | 7   |     |
| Component of the services confidence indicator                       | CZ  | 1              | 06-09 | 28    | 48    | 01-07 | 5    | 5   | 1   | 9   | 3   | 5   | 9   | 14   | 16  | 22  | 14  | 17  |     |
|  | DK  | -1             | 02-09 | 28    | 41    | 12-04 | 9    | 21  | 18  | 12  | 19  | 21  | 21  | 24   | 21  | 28  | 25  | 30  |     |
|  | DE  | -16            | 11-01 | 24    | 59    | 09-00 | -12  | -8  | -5  | -1  | 6   | 10  | 9   | 14   | 13  | 11  | 13  | 16  |     |
|  | EE  | -46            | 03-09 | 10    | 33    | 12-05 | -34  | -18 | -17 | -25 | -25 | -11 | -2  | -4   | -2  | 0   | 7   | 3   |     |
|  | IE  | -7             | 05-03 | 17    | 45    | 06-98 | :    | :   | :   | :   | :   | :   | :   | :    | :   | :   | :   | :   |     |
|  | EL  | -25            | 09-09 | 29    | 75    | 09-01 | -19  | -14 | -17 | -14 | -9  | -25 | -7  | -8   | -10 | -12 | -13 | -21 |     |
|  | ES  | -27            | 02-09 | 28    | 59    | 06-98 | -11  | -14 | -15 | -4  | -1  | -2  | -5  | -1   | 3   | -2  | 2   | 7   |     |
|  | FR  | -29            | 04-09 | 4     | 32    | 03-01 | -29  | -28 | -22 | -23 | -21 | -15 | -9  | -9   | -7  | -6  | -5  | -6  |     |
|  | IT  | -17            | 02-09 | 24    | 57    | 06-01 | -16  | -1  | -1  | -2  | 0   | 0   | 0   | 9    | 8   | 16  | 18  | 7   |     |
|  | CY  | -13            | 03-09 | 18    | 49    | 03-07 | -9   | 4   | -8  | 6   | 5   | 6   | 9   | 4    | 5   | 4   | 2   | -9  |     |
|  | LV  | -42            | 03-09 | 8     | 26    | 08-07 | -39  | -37 | -35 | -36 | -32 | -32 | -29 | -31  | -27 | -22 | -17 | -15 |     |
|  | LT  | -41            | 03-09 | 8     | 30    | 02-03 | -39  | -33 | -28 | -26 | -29 | -24 | -28 | -17  | -26 | -3  | -19 | -14 |     |
|  | HU  | -49            | 04-09 | -5    | 16    | 02-02 | -49  | -33 | -31 | -35 | -29 | -24 | -16 | -16  | -21 | -19 | -17 | -19 |     |
|  | NL  | -28            | 04-09 | 24    | 54    | 07-00 | -28  | -19 | -17 | -17 | -10 | 2   | 0   | 2    | 0   | 6   | 5   | 16  |     |
|  | AT  | -26            | 03-09 | 15    | 34    | 06-98 | -19  | -21 | -19 | -15 | -4  | -2  | 7   | 4    | 8   | 4   | 5   | 8   |     |
|  | PL  | -12            | 03-03 | 13    | 32    | 04-08 | -1   | 5   | 4   | 8   | 7   | 10  | 13  | 17   | 16  | 12  | 20  | 21  |     |
|  | PT  | -19            | 02-09 | 12    | 40    | 06-01 | -19  | -9  | -8  | 6   | 6   | 2   | 0   | -1   | 8   | 14  | 9   | 10  |     |
|  | RO  | -18            | 03-09 | 19    | 54    | 06-04 | -9   | -8  | -13 | -13 | -17 | -13 | -14 | -13  | -16 | -18 | -6  | 0   |     |
|  | SI  | -26            | 04-09 | 19    | 34    | 01-08 | -26  | -16 | -14 | -19 | -20 | -16 | -17 | -12  | -10 | -4  | -2  | 3   |     |
|  | SK  | -18            | 03-09 | 38    | 64    | 06-03 | -9   | -13 | -16 | -11 | -14 | -1  | 4   | 5    | 17  | 23  | 20  | 17  |     |
| FI   | -22 | 01-09          | 29    | 73    | 06-07 | -10   | -15  | -7  | -5  | -2  | -12 | -6  | -2  | 7    | 13  | 17  | 14  |     |     |
| SE   | -26 | 04-09          | 23    | 66    | 02-01 | -26   | -6   | -5  | 2   | -1  | 2   | 9   | 16  | 30   | 30  | 33  | 35  |     |     |
| UK   | -55 | 11-08          | 19    | 57    | 10-97 | -43   | -23  | -14 | -20 | 3   | -15 | -10 | -4  | 15   | 12  | 10  | 6   |     |     |
| EVOLUTION OF EMPLOYMENT OVER THE PAST 3 MONTHS (Question 4)          | EU  | -23            | 07-09 | 7     | 25    | 08-98 | -22  | -22 | -22 | -23 | -17 | -18 | -20 | -17  | -13 | -11 | -14 | -13 |     |
|  | EA  | -17            | 03-09 | 9     | 27    | 01-99 | -17  | -16 | -17 | -16 | -14 | -14 | -13 | -12  | -10 | -9  | -10 | -9  |     |
|  | BE  | -46            | 04-09 | 5     | 30    | 08-98 | -46  | -37 | -32 | -38 | -24 | -25 | -29 | -21  | -20 | -6  | -12 | -9  |     |
|  | BG  | -30            | 08-02 | -7    | 19    | 08-07 | -1   | -3  | -4  | -6  | -9  | -9  | 1   | 0    | -12 | -10 | -11 | -6  |     |
|  | CZ  | -46            | 08-09 | -9    | 19    | 02-08 | -21  | -25 | -34 | -45 | -46 | -38 | -15 | -12  | -30 | -32 | -33 | -37 |     |
|  | DK  | -9             | 03-09 | 10    | 24    | 12-06 | -7   | -5  | -8  | -6  | -2  | -3  | -2  | -3   | -2  | 2   | -1  | 3   |     |
|  | DE  | -20            | 12-02 | 13    | 44    | 03-99 | -10  | -10 | -11 | -8  | -7  | -7  | -8  | -4   | -3  | -3  | -3  | -5  |     |
|  | EE  | -28            | 02-09 | 3     | 17    | 03-07 | -26  | -23 | -22 | -23 | -21 | -19 | -16 | -9   | -12 | -5  | -2  | -5  |     |
|  | IE  | -36            | 05-05 | 0     | 25    | 02-98 | :    | :   | :   | :   | :   | :   | :   | :    | :   | :   | :   | :   |     |
|  | EL  | -42            | 06-01 | 6     | 44    | 06-00 | -14  | -13 | -16 | -12 | -17 | -21 | -20 | -13  | -12 | -18 | -17 | -14 |     |
|  | ES  | -25            | 02-10 | 12    | 45    | 08-98 | -14  | -19 | -22 | -22 | -17 | -20 | -20 | -20  | -21 | -24 | -25 | -16 |     |
|  | FR  | -27            | 06-93 | 4     | 23    | 12-90 | -24  | -26 | -21 | -22 | -13 | -16 | -7  | -13  | -10 | -9  | -11 | -8  |     |
|  | IT  | -24            | 02-09 | 4     | 25    | 04-06 | -9   | -1  | -7  | -8  | -14 | -7  | -10 | -11  | -6  | -1  | -6  | -7  |     |
|  | CY  | -23            | 06-02 | -1    | 24    | 06-08 | -5   | -13 | -12 | -15 | -11 | 1   | -8  | 0    | -2  | -5  | -4  | 3   |     |
|  | LV  | -47            | 08-09 | -2    | 13    | 09-06 | -41  | -41 | -40 | -45 | -47 | -41 | -39 | -36  | -37 | -34 | -29 | -21 |     |
|  | LT  | -56            | 08-09 | -6    | 41    | 04-07 | -42  | -45 | -43 | -44 | -56 | -46 | -38 | -49  | -40 | -23 | -39 | -21 |     |
|  | HU  | -29            | 04-09 | -10   | 2     | 03-02 | -29  | -25 | -29 | -26 | -18 | -21 | -19 | -15  | -12 | -16 | -18 | -11 |     |
|  | NL  | -37            | 09-09 | 12    | 66    | 06-98 | -25  | -31 | -30 | -36 | -31 | -37 | -35 | -31  | -31 | -25 | -28 | -27 |     |
|  | AT  | -20            | 04-09 | 5     | 18    | 07-98 | -20  | -15 | -16 | -19 | -16 | -14 | -14 | -11  | -11 | -7  | -4  | -6  |     |
|  | PL  | -14            | 02-04 | 0     | 16    | 04-08 | -3   | -2  | -5  | -8  | -8  | -7  | -9  | -11  | -5  | -9  | -13 | -11 |     |
|  | PT  | -34            | 05-03 | -5    | 28    | 07-98 | -23  | -15 | -18 | -11 | -18 | -14 | -7  | -7   | -8  | -8  | -13 | -4  |     |
|  | RO  | -30            | 01-03 | -1    | 22    | 12-04 | -12  | -12 | -17 | -15 | -17 | -17 | -19 | -19  | -21 | -20 | -15 | -15 |     |
| SI   | -21 | 08-09          | 5     | 25    | 10-06 | -15   | -13  | -17 | -21 | -21 | -21 | -20 | -14 | -17  | -13 | -16 | -17 |     |     |
| SK   | -67 | 12-04          | -34   | 3     | 07-02 | -52   | -46  | -47 | -44 | -30 | -20 | -17 | -17 | -30  | -36 | -28 | -29 |     |     |
| FI   | -26 | 04-97          | 20    | 91    | 11-97 | -14   | -22  | -21 | -19 | -22 | -21 | -26 | -23 | -18  | -19 | -8  | -16 |     |     |
| SE   | -40 | 04-03          | 3     | 42    | 01-01 | -37   | -38  | -39 | -39 | -33 | -36 | -37 | -37 | -28  | -28 | -24 | -18 |     |     |
| UK   | -49 | 07-09          | 5     | 30    | 11-07 | -45   | -46  | -42 | -49 | -26 | -31 | -48 | -32 | -22  | -17 | -24 | -28 |     |     |
| EVOLUTION OF EMPLOYMENT EXPECTED OVER THE NEXT 3 MONTHS (Question 5) | EU  | -23            | 04-09 | 9     | 26    | 06-98 | -23  | -18 | -14 | -15 | -12 | -13 | -11 | -6   | -5  | -6  | -6  | -4  |     |
|  | EA  | -18            | 04-09 | 7     | 26    | 04-00 | -18  | -17 | -13 | -11 | -12 | -11 | -8  | -7   | -6  | -6  | -4  | -2  |     |
|  | BE  | -34            | 03-09 | 15    | 39    | 10-07 | -32  | -30 | -21 | -26 | -22 | -18 | -12 | -8   | -1  | 3   | 3   | 15  |     |
|  | BG  | -29            | 05-02 | -3    | 26    | 08-07 | -9   | -8  | -8  | -9  | -9  | -15 | -9  | -7   | -3  | 0   | -4  | -2  |     |
|  | CZ  | -40            | 02-09 | -12   | 18    | 01-08 | -14  | -17 | -18 | -12 | -11 | -16 | -26 | -24  | -24 | -9  | -3  | -6  |     |
|  | DK  | -5             | 02-09 | 12    | 24    | 04-06 | -3   | 2   | 3   | 3   | 5   | 4   | 4   | 5    | 9   | 7   | 6   | 6   |     |
|  | DE  | -12            | 03-09 | 2     | 17    | 08-07 | -12  | -8  | -11 | -4  | -4  | -6  | -4  | -5   | -1  | -2  | -2  | 2   |     |
|  | EE  | -27            | 03-09 | 10    | 27    | 03-05 | -21  | -20 | -14 | -15 | -11 | -10 | -7  | -4   | -1  | 3   | -1  | 1   |     |
|  | IE  | -13            | 11-04 | 7     | 31    | 04-98 | :    | :   | :   | :   | :   | :   | :   | :    | :   | :   | :   | :   |     |
|  | EL  | -33            | 12-00 | 8     | 47    | 05-99 | -15  | -21 | -20 | -16 | -15 | -23 | -9  | -9   | -13 | -19 | -24 | -23 |     |
|  | ES  | -16            | 02-09 | 14    | 41    | 04-00 | -6   | -5  | -4  | -13 | -7  | -7  | -7  | -9   | -5  | -9  | -6  | -3  |     |
|  | FR  | -31            | 06-97 | 1     | 21    | 06-98 | -27  | -29 | -22 | -19 | -18 | -16 | -14 | -11  | -10 | -8  | -9  | -8  |     |
|  | IT  | -19            | 05-09 | 9     | 34    | 06-00 | -17  | -19 | 0   | 1   | -12 | -8  | 3   | 0    | -1  | -6  | 1   | 2   |     |
|  | CY  | -12            | 07-09 | 3     | 24    | 06-08 | -3   | -10 | -7  | -12 | -7  | -8  | -6  | -8   | -2  | -2  | -6  | -1  |     |
|  | LV  | -39            | 04-09 | 3     | 18    | 08-07 | -39  | -33 | -36 | -33 | -31 | -28 | -25 | -25  | -23 | -18 | -16 | -17 |     |
|  | LT  | -49            | 05-02 | -2    | 34    | 01-07 | -42  | -43 | -43 | -37 | -40 | -40 | -36 | -32  | -29 | -14 | -17 | -12 |     |
|  | HU  | -31            | 04-09 | -6    | 6     | 05-04 | -31  | -19 | -23 | -18 | -18 | -13 | -10 | -9   | -9  | -13 | -11 | -13 |     |
|  | NL  | -31            | 07-09 | 15    | 40    | 01-99 | -28  | -24 | -25 | -31 | -26 | -20 | -28 | -20  | -21 | -13 | -6  | -8  |     |
|  | AT  | -18            | 04-09 | 7     | 27    | 09-98 | -18  | -13 | -15 | -16 | -12 | -13 | -3  | -2   | -2  | -2  | 0   | 0   |     |
|  | PL  | -12            | 02-04 | 2     | 24    | 01-08 | -8   | -6  | -6  | -8  | -7  | -6  | -7  | -3   | -3  | -5  | -6  | -3  |     |
|  | PT  | -32            | 08-05 | -1    | 37    | 08-03 | -11  | -10 | -7  | 0   | -11 | -13 | -3  | 2    | -2  | -5  | -13 | 1   |     |
|  | RO  | -45            | 06-02 | 0     | 24    | 03-03 | -11  | -13 | -15 | -12 | -17 | -18 | -17 | -15  | -18 | -22 | -14 | -10 |     |
| SI   | -23 | 03-10          | 7     | 24    | 11-07 | -22   | -20  | -16 | -18 | -16 | -15 | -14 | -10 | -11  | -15 | -14 | -23 |     |     |
| SK   | -67 | 12-04          | -32   | 7     | 10-08 | -31   | -27  | -31 | -28 | -28 | -25 | -28 | -21 | -19  | -25 | -13 | -2  |     |     |
| FI   | -31 | 11-96          | 16    | 82    | 07-00 | -25   | -22  | -12 | -19 | -23 | -19 | -20 | -21 | -13  | -8  | 2   | -4  |     |     |
| SE   | -37 | 02-09          | 9     | 62    |       |       |      |     |     |     |     |     |     |      |     |     |     |     |     |

TABLE 3: (continued) **Monthly survey of services (s.a.)**<sup>(a)(b)</sup>

|               | Since 1990 (*) |      |       |      |       |       | 2009 |     |     |     |     |     | 2010 |     |     |     |     |     |
|---------------|----------------|------|-------|------|-------|-------|------|-----|-----|-----|-----|-----|------|-----|-----|-----|-----|-----|
|               | Min.           |      | Ave.  |      | Max.  |       | Apr  | May | Jun | Jul | Aug | Sep | Oct  | Nov | Dec | Jan | Feb | Mar |
|               | Value          | Date | Value | Date | Value | Date  |      |     |     |     |     |     |      |     |     |     |     |     |
| SELLING-PRICE | <b>EU</b>      | -12  | 04-09 | 3    | 13    | 11-07 | -12  | -11 | -10 | -9  | -9  | -7  | -6   | -7  | -6  | -6  | -3  | -3  |
| EXPECTATIONS  | <b>EA</b>      | -9   | 04-09 | 3    | 13    | 06-08 | -9   | -9  | -7  | -9  | -7  | -5  | -4   | -6  | -5  | -5  | -3  | -1  |
| (Question 6)  | <b>BE</b>      | -13  | 11-09 | 7    | 29    | 07-08 | -8   | -8  | -6  | -7  | -5  | -9  | -6   | -13 | -10 | -12 | -2  | 5   |
|               | <b>BG</b>      | -26  | 11-06 | -2   | 22    | 07-04 | -15  | -13 | -14 | -14 | -14 | -9  | -10  | -11 | -11 | -10 | -12 | -7  |
|               | <b>CZ</b>      | -6   | 12-09 | 6    | 21    | 01-04 | 6    | 2   | 2   | 1   | 1   | 0   | -2   | -4  | -6  | -4  | 0   | -1  |
|               | <b>DK</b>      | 4    | 03-09 | 13   | 23    | 02-08 | 5    | 6   | 6   | 5   | 6   | 7   | 6    | 5   | 4   | 8   | 7   | 12  |
|               | <b>DE</b>      | -11  | 04-03 | 3    | 19    | 07-08 | -3   | -7  | -6  | -7  | -3  | -1  | 0    | -4  | -2  | 0   | 2   | 4   |
|               | <b>EE</b>      | -32  | 03-09 | 9    | 26    | 09-05 | -27  | -29 | -24 | -20 | -17 | -21 | -19  | -20 | -16 | -14 | -7  | -4  |
|               | <b>IE</b>      | -11  | 05-05 | 8    | 32    | 01-08 | :    | :   | :   | :   | :   | :   | :    | :   | :   | :   | :   | :   |
|               | <b>EL</b>      | -10  | 01-10 | 9    | 24    | 06-06 | -6   | -8  | -7  | -4  | 2   | 1   | -4   | -5  | -5  | -10 | -10 | -9  |
|               | <b>ES</b>      | -17  | 01-10 | 11   | 22    | 06-08 | -2   | -8  | -11 | -5  | -6  | -5  | -10  | -17 | -14 | -17 | -5  | 0   |
|               | <b>FR</b>      | -21  | 07-09 | -2   | 4     | 06-08 | -18  | -19 | -18 | -21 | -17 | -15 | -13  | -11 | -11 | -9  | -10 | -8  |
|               | <b>IT</b>      | -19  | 12-08 | 1    | 17    | 01-07 | -15  | -4  | 3   | -2  | 0   | -1  | 2    | 3   | 5   | 0   | -4  | -3  |
|               | <b>CY</b>      | -17  | 10-09 | 9    | 73    | 06-03 | -10  | -13 | -8  | -17 | -9  | -11 | -17  | -7  | -14 | -9  | -3  | -17 |
|               | <b>LV</b>      | -30  | 12-09 | 13   | 34    | 11-07 | -22  | -22 | -22 | -21 | -24 | -26 | -26  | -27 | -30 | -29 | -22 | -16 |
|               | <b>LT</b>      | -25  | 06-09 | 1    | 21    | 08-06 | -19  | -13 | -25 | -15 | -15 | -15 | -17  | -19 | -21 | -15 | -16 | -8  |
|               | <b>HU</b>      | -8   | 02-09 | 9    | 31    | 09-06 | -4   | -1  | 5   | 4   | -3  | -2  | 2    | 1   | -4  | -7  | -6  | -7  |
|               | <b>NL</b>      | -6   | 08-09 | 12   | 33    | 10-06 | -2   | -1  | -1  | -2  | -6  | -4  | -2   | -1  | -4  | -3  | 4   | 5   |
|               | <b>AT</b>      | -6   | 07-09 | 7    | 23    | 07-08 | -3   | -5  | -5  | -6  | -5  | -2  | -1   | -1  | -4  | -5  | -3  | 3   |
|               | <b>PL</b>      | -7   | 04-04 | 2    | 21    | 07-08 | -3   | -1  | -1  | 0   | 1   | 1   | -1   | -3  | -2  | -2  | -2  | -2  |
|               | <b>PT</b>      | -13  | 11-03 | 1    | 12    | 11-05 | -8   | -6  | -6  | -6  | -7  | -2  | -3   | -3  | -7  | -6  | -3  | 1   |
|               | <b>RO</b>      | -10  | 02-10 | 21   | 49    | 04-04 | 8    | 7   | 5   | 0   | -2  | -2  | 0    | -4  | -6  | -7  | -10 | -7  |
|               | <b>SI</b>      | -19  | 09-09 | 5    | 22    | 01-08 | -13  | -7  | -9  | -10 | -13 | -19 | -18  | -15 | -9  | -15 | -12 | -5  |
|               | <b>SK</b>      | -16  | 12-09 | 14   | 44    | 11-03 | -2   | -5  | -14 | -7  | -11 | -6  | -14  | -10 | -16 | -12 | -9  | -6  |
|               | <b>FI</b>      | -33  | 09-03 | 4    | 36    | 06-07 | -10  | 6   | -3  | -6  | -13 | -15 | -4   | -3  | -15 | -7  | 2   | -2  |
|               | <b>SE</b>      | -17  | 04-09 | 9    | 32    | 11-07 | -17  | -6  | -10 | -4  | -7  | -3  | -7   | -2  | -2  | 2   | 5   | 10  |
|               | <b>UK</b>      | -27  | 02-09 | 2    | 26    | 03-07 | -26  | -24 | -25 | -14 | -20 | -14 | -14  | -13 | -8  | -9  | -5  | -14 |

(a) The indicator is the arithmetic average of the balances (%) for the questions on business situation and recent and expected evolution of demand.

(b) With effect from May 2008, a number of partner institutes in the programme have changed; this may cause a break in some series. Details of the changes are available on the BCS website.

TABLE 4: Consumer opinion on economic and financial conditions (s.a.) <sup>(a)(b)(d)</sup>

|  |     | Since 1990 (*) |       |       |       |       |      | 2009 |     |     |     |     |     | 2010 |     |     |     |     |     |
|--|-----|----------------|-------|-------|-------|-------|------|------|-----|-----|-----|-----|-----|------|-----|-----|-----|-----|-----|
|  |     | Min.           |       | Ave.  |       | Max.  |      | Apr  | May | Jun | Jul | Aug | Sep | Oct  | Nov | Dec | Jan | Feb | Mar |
|  |     | Value          | Date  | Value | Date  | Value | Date |      |     |     |     |     |     |      |     |     |     |     |     |
| CONSUMER CONFIDENCE INDICATOR                                      | EU  | -32            | 03-09 | -11   | 2     | 08-00 | -28  | -26  | -23 | -21 | -20 | -17 | -15 | -15  | -14 | -13 | -13 | -14 |     |
|  | EA  | -34            | 03-09 | -12   | 3     | 05-00 | -31  | -28  | -25 | -23 | -22 | -19 | -18 | -17  | -16 | -16 | -17 | -17 |     |
|  | BE  | -26            | 02-09 | -6    | 16    | 12-00 | -22  | -20  | -17 | -17 | -10 | -10 | -12 | -9   | -15 | -14 | -15 | -12 |     |
|  | BG  | -50            | 04-09 | -31   | -13   | 08-01 | -50  | -48  | -49 | -42 | -40 | -43 | -41 | -42  | -42 | -45 | -47 | -48 |     |
|  | CZ  | -36            | 03-98 | -11   | 4     | 10-06 | -20  | -14  | -14 | -17 | -17 | -11 | -14 | -8   | -7  | -12 | -11 | -10 |     |
|  | DK  | -12            | 10-90 | 7     | 19    | 11-06 | 4    | 5    | 4   | 11  | 8   | 11  | 12  | 7    | 8   | 12  | 11  | 11  |     |
|  | DE  | -33            | 04-09 | -10   | 10    | 05-07 | -33  | -32  | -29 | -25 | -23 | -19 | -16 | -19  | -16 | -18 | -17 | -13 |     |
|  | EE  | -56            | 04-93 | -19   | 13    | 04-06 | -32  | -28  | -30 | -29 | -25 | -18 | -15 | -14  | -18 | -16 | -14 | -13 |     |
|  | IE  | -31            | 03-93 | -5    | 19    | 01-00 | :    | :    | :   | :   | :   | :   | :   | :    | :   | :   | :   | :   |     |
|  | EL  | -57            | 03-10 | -32   | -6    | 04-00 | -51  | -50  | -45 | -48 | -45 | -39 | -27 | -38  | -44 | -47 | -51 | -57 |     |
|  | ES  | -48            | 02-09 | -13   | 5     | 03-00 | -37  | -25  | -22 | -20 | -20 | -22 | -21 | -21  | -18 | -14 | -19 | -22 |     |
|  | FR  | -37            | 03-09 | -18   | 3     | 01-01 | -33  | -31  | -29 | -28 | -32 | -24 | -21 | -18  | -18 | -16 | -17 | -19 |     |
|  | IT  | -37            | 04-93 | -15   | 2     | 06-01 | -23  | -24  | -20 | -17 | -15 | -16 | -18 | -17  | -16 | -17 | -22 | -22 |     |
|  | CY  | -42            | 07-04 | -31   | -13   | 06-01 | -41  | -37  | -28 | -33 | -38 | -33 | -34 | -38  | -39 | -39 | -38 | -40 |     |
|  | LV  | -55            | 07-09 | -24   | 1     | 09-06 | -41  | -39  | -50 | -55 | -54 | -51 | -53 | -49  | -52 | -40 | -38 | -32 |     |
|  | LT  | -56            | 01-09 | -15   | 9     | 05-07 | -53  | -50  | -45 | -45 | -48 | -42 | -46 | -49  | -48 | -44 | -41 | -39 |     |
|  | LU  | -21            | 12-08 | 0     | 13    | 02-02 | -18  | -15  | -13 | -9  | -8  | -5  | -6  | -4   | -4  | -11 | -6  | -2  |     |
|  | HU  | -69            | 04-09 | -33   | 0     | 08-02 | -69  | -64  | -61 | -61 | -57 | -54 | -49 | -51  | -49 | -46 | -45 | -39 |     |
|  | MT  | -38            | 04-09 | -24   | -3    | 03-08 | -38  | -35  | -32 | -35 | -30 | -34 | -31 | -32  | -32 | -34 | -34 | -35 |     |
|  | NL  | -28            | 03-09 | 3     | 31    | 03-00 | -20  | -14  | -17 | -17 | -12 | -6  | -12 | -5   | -1  | 1   | -2  | -1  |     |
|  | AT  | -23            | 04-09 | -1    | 16    | 06-07 | -23  | -20  | -14 | -13 | -7  | -5  | -4  | -3   | -2  | -1  | 1   | -2  |     |
|  | PL  | -40            | 08-01 | -22   | 0     | 04-08 | -29  | -28  | -21 | -25 | -20 | -24 | -25 | -25  | -24 | -21 | -19 | -16 |     |
|  | PT  | -53            | 02-09 | -23   | 0     | 07-91 | -47  | -46  | -41 | -34 | -31 | -30 | -27 | -30  | -33 | -29 | -33 | -35 |     |
|  | RO  | -50            | 11-09 | -25   | -11   | 07-07 | -46  | -44  | -41 | -45 | -46 | -49 | -48 | -50  | -41 | -48 | -49 | -47 |     |
|  | SI  | -41            | 01-09 | -19   | -4    | 07-07 | -41  | -33  | -25 | -27 | -27 | -18 | -26 | -21  | -23 | -23 | -22 | -26 |     |
|  | SK  | -49            | 09-99 | -24   | 7     | 12-06 | -44  | -37  | -36 | -35 | -34 | -26 | -31 | -31  | -28 | -25 | -19 | -17 |     |
|  | FI  | -6             | 12-08 | 14    | 23    | 02-00 | 1    | 6    | 8   | 10  | 8   | 12  | 14  | 12   | 16  | 16  | 17  | 17  |     |
|  | SE  | -10            | 12-08 | 8     | 25    | 06-00 | -9   | 0    | 3   | 7   | 12  | 13  | 15  | 17   | 17  | 15  | 22  | 23  |     |
| UK   | -35 | 01-09          | -9    | 7     | 10-97 | -21   | -21  | -18  | -16 | -16 | -10 | -8  | -8  | -10  | -5  | -2  | -5  |     |     |
| FINANCIAL SITUATION OF HOUSEHOLDS OVER NEXT 12 MONTHS (Question 2) | EU  | -13            | 07-08 | -1    | 5     | 04-01 | -9   | -7   | -5  | -4  | -4  | -2  | -2  | -1   | -1  | -1  | -2  | -2  |     |
|  | EA  | -13            | 07-08 | -3    | 5     | 03-00 | -10  | -9   | -7  | -6  | -5  | -4  | -3  | -3   | -3  | -3  | -4  | -5  |     |
|  | BE  | -9             | 12-93 | 2     | 13    | 08-00 | -2   | 0    | 1   | -1  | 0   | 1   | 2   | 3    | 2   | 1   | 0   | 2   |     |
|  | BG  | -32            | 06-09 | -16   | 3     | 07-01 | -28  | -31  | -32 | -27 | -23 | -25 | -23 | -22  | -20 | -23 | -29 | -28 |     |
|  | CZ  | -32            | 02-98 | -8    | 5     | 12-06 | -7   | -5   | -3  | -7  | -5  | -3  | -6  | 2    | -2  | -7  | -5  | -3  |     |
|  | DK  | 2              | 12-90 | 13    | 39    | 10-00 | 11   | 16   | 13  | 16  | 13  | 15  | 14  | 13   | 14  | 14  | 14  | 16  |     |
|  | DE  | -15            | 02-94 | -4    | 4     | 05-00 | -7   | -7   | -5  | -3  | -2  | 0   | -1  | -1   | 0   | -1  | -1  |     |     |
|  | EE  | -38            | 04-93 | -7    | 17    | 04-06 | -15  | -11  | -14 | -15 | -10 | -4  | -4  | -4   | -6  | -4  | -3  | -5  |     |
|  | IE  | -14            | 04-08 | 0     | 16    | 01-00 | :    | :    | :   | :   | :   | :   | :   | :    | :   | :   | :   | :   |     |
|  | EL  | -48            | 10-08 | -17   | 10    | 04-00 | -36  | -35  | -29 | -31 | -29 | -22 | -9  | -14  | -21 | -27 | -34 | -45 |     |
|  | ES  | -30            | 02-09 | -2    | 10    | 10-99 | -18  | -12  | -10 | -8  | -8  | -8  | -7  | -7   | -4  | -4  | -5  | -9  |     |
|  | FR  | -14            | 06-08 | -2    | 6     | 01-01 | -10  | -10  | -8  | -7  | -8  | -7  | -6  | -3   | -4  | -3  | -5  | -5  |     |
|  | IT  | -15            | 04-93 | -2    | 7     | 07-01 | -6   | -5   | -4  | -2  | -1  | -1  | -2  | 0    | -1  | -3  | -4  | -3  |     |
|  | CY  | -35            | 06-04 | -17   | 0     | 06-01 | -15  | -15  | -10 | -9  | -15 | -9  | -9  | -9   | -12 | -12 | -12 | -14 |     |
|  | LV  | -39            | 06-09 | -7    | 16    | 09-06 | -21  | -20  | -39 | -35 | -31 | -30 | -30 | -26  | -30 | -15 | -14 | -11 |     |
|  | LT  | -38            | 01-09 | -4    | 12    | 03-07 | -32  | -28  | -26 | -28 | -30 | -25 | -29 | -30  | -29 | -28 | -26 | -25 |     |
|  | LU  | -9             | 12-08 | 2     | 12    | 06-02 | -5   | -3   | -2  | -2  | 1   | 3   | -1  | 0    | 0   | 0   | 1   | 1   |     |
|  | HU  | -63            | 04-95 | -25   | 16    | 08-02 | -54  | -51  | -46 | -47 | -42 | -38 | -30 | -32  | -32 | -30 | -30 | -23 |     |
|  | MT  | -41            | 11-08 | -22   | 2     | 01-03 | -36  | -28  | -26 | -28 | -24 | -26 | -21 | -19  | -21 | -23 | -26 | -26 |     |
|  | NL  | -11            | 03-09 | 2     | 16    | 12-99 | -9   | -6   | -6  | -5  | -5  | -3  | 0   | 0    | -1  | 3   | 1   | 1   |     |
|  | AT  | -18            | 04-96 | -4    | 4     | 04-99 | -11  | -8   | -4  | -2  | 1   | -2  | -1  | 1    | 2   | 3   | 1   | 0   |     |
|  | PL  | -20            | 08-01 | -6    | 5     | 12-07 | -8   | -9   | -4  | -8  | -4  | -8  | -7  | -7   | -8  | -7  | -6  | 0   |     |
|  | PT  | -27            | 07-08 | -7    | 11    | 01-92 | -20  | -19  | -15 | -11 | -11 | -11 | -8  | -7   | -8  | -5  | -11 | -11 |     |
|  | RO  | -25            | 10-09 | -3    | 10    | 12-07 | -20  | -19  | -14 | -18 | -17 | -23 | -25 | -24  | -14 | -23 | -21 | -20 |     |
|  | SI  | -34            | 01-08 | -13   | -2    | 11-96 | -30  | -26  | -17 | -21 | -17 | -9  | -15 | -12  | -15 | -11 | -13 | -14 |     |
|  | SK  | -44            | 08-99 | -18   | 10    | 12-06 | -27  | -18  | -17 | -19 | -18 | -12 | -14 | -16  | -14 | -12 | -8  | -6  |     |
|  | FI  | -8             | 04-93 | 7     | 13    | 10-04 | 2    | 5    | 6   | 7   | 6   | 6   | 8   | 6    | 8   | 9   | 9   | 9   |     |
|  | SE  | -13            | 09-96 | 9     | 18    | 07-02 | 5    | 8    | 7   | 9   | 11  | 11  | 12  | 12   | 9   | 10  | 13  | 11  |     |
| UK   | -23 | 03-90          | 3     | 16    | 09-02 | -6    | -3   | -2   | 0   | -1  | 4   | 5   | 5   | 4    | 6   | 7   | 5   |     |     |
| GENERAL ECONOMIC SITUATION OVER NEXT 12 MONTHS (Question 4)        | EU  | -40            | 03-09 | -12   | 1     | 01-00 | -33  | -29  | -24 | -19 | -17 | -11 | -9  | -7   | -7  | -5  | -6  | -7  |     |
|  | EA  | -44            | 03-09 | -13   | 3     | 04-00 | -38  | -34  | -29 | -23 | -21 | -15 | -12 | -10  | -10 | -9  | -12 | -12 |     |
|  | BE  | -46            | 07-93 | -10   | 20    | 06-00 | -15  | -9   | -6  | -4  | 6   | 6   | 3   | 12   | 5   | 0   | 1   | 4   |     |
|  | BG  | -43            | 04-09 | -16   | 16    | 07-01 | -43  | -40  | -39 | -28 | -25 | -24 | -23 | -25  | -21 | -26 | -29 | -29 |     |
|  | CZ  | -40            | 09-97 | -10   | 8     | 11-05 | -18  | -11  | -12 | -15 | -11 | -9  | -12 | -4   | -3  | -10 | -7  | -9  |     |
|  | DK  | -23            | 09-08 | -1    | 23    | 07-01 | 7    | 12   | 12  | 20  | 19  | 23  | 21  | 15   | 17  | 22  | 21  | 16  |     |
|  | DE  | -52            | 03-09 | -15   | 15    | 05-07 | -52  | -51  | -45 | -36 | -27 | -22 | -15 | -16  | -14 | -17 | -18 | -10 |     |
|  | EE  | -38            | 04-93 | -3    | 27    | 12-06 | -31  | -24  | -24 | -27 | -19 | -7  | -1  | -1   | -9  | -3  | 1   | 0   |     |
|  | IE  | -37            | 01-08 | -4    | 22    | 01-00 | :    | :    | :   | :   | :   | :   | :   | :    | :   | :   | :   | :   |     |
|  | EL  | -64            | 03-09 | -20   | 17    | 01-00 | -52  | -52  | -45 | -39 | -40 | -38 | -14 | -24  | -30 | -32 | -35 | -44 |     |
|  | ES  | -48            | 02-09 | -8    | 11    | 08-97 | -42  | -23  | -23 | -16 | -15 | -16 | -15 | -14  | -12 | -8  | -11 | -17 |     |
|  | FR  | -46            | 03-09 | -18   | 6     | 05-07 | -37  | -32  | -31 | -30 | -35 | -24 | -17 | -13  | -16 | -11 | -13 | -17 |     |
|  | IT  | -40            | 04-93 | -10   | 13    | 02-95 | -21  | -18  | -11 | -2  | -3  | 0   | -2  | 2    | -2  | -1  | -9  | -9  |     |
|  | CY  | -48            | 03-09 | -25   | -6    | 05-01 | -44  | -37  | -23 | -29 | -38 | -33 | -29 | -33  | -38 | -39 | -35 | -40 |     |
|  | LV  | -54            | 07-09 | -9    | 17    | 09-06 | -36  | -37  | -49 | -54 | -46 | -46 | -44 | -44  | -46 | -31 | -29 | -22 |     |
|  | LT  | -58            | 01-09 | -6    | 18    | 06-07 | -51  | -47  | -37 | -38 | -44 | -33 | -37 | -39  | -38 | -34 | -30 | -28 |     |
|  | LU  | -44            | 12-08 | -11   | 6     | 02-02 | -38  | -33  | -26 | -21 | -20 | -13 | -12 | -9   | -9  | -17 | -14 | -8  |     |
|  | HU  | -67            | 04-09 | -19   | 19    | 08-02 | -67  | -60  | -52 | -53 | -49 | -43 | -36 | -38  | -34 | -33 | -29 | -23 |     |
|  | MT  | -33            | 04-09 | -17   | 10    | 11-02 | -33  | -28  | -27 | -29 | -24 | -26 | -21 | -18  | -19 | -18 | -19 | -22 |     |
|  | NL  | -51            | 03-09 | -8    | 26    | 03-00 | -33  | -18  | -23 | -21 | -8  | 0   | -12 | 3    | 6   | 8   | 4   | 7   |     |
|  | AT  | -40            | 01-09 | -6    | 17    | 07-07 | -39  | -34  | -25 | -22 | -10 | -3  | 2   | 3    | 3   | 3   | 8   | 1   |     |
|  | PL  | -35            | 08-01 | -12   | 14    | 04-08 | -24  |      |     |     |     |     |     |      |     |     |     |     |     |

TABLE 4 (continued) : Consumer opinion on economic and financial conditions (s.a.) <sup>(a) (d)</sup>

|   |           | Since 1990 (*) |       |       |      |       |      | 2009 |     |     |     |     |     |     | 2010 |     |     |     |     |
|---|-----------|----------------|-------|-------|------|-------|------|------|-----|-----|-----|-----|-----|-----|------|-----|-----|-----|-----|
|   |           | Min.           |       | Ave.  |      | Max.  |      | Apr  | May | Jun | Jul | Aug | Sep | Oct | Nov  | Dec | Jan | Feb | Mar |
|   |           | Value          | Date  | Value | Date | Value | Date |      |     |     |     |     |     |     |      |     |     |     |     |
| SAVINGS   | <b>EU</b> | -16            | 08-93 | -5    | 3    | 04-01 | -8   | -10  | -8  | -8  | -8  | -8  | -5  | -6  | -4   | -4  | -5  | -5  |     |
| OVER NEXT<br>12 MONTHS<br>(Question 11)   | <b>EA</b> | -16            | 06-08 | -7    | 3    | 04-01 | -11  | -13  | -9  | -10 | -9  | -9  | -8  | -7  | -5   | -6  | -7  | -7  |     |
|   | <b>BE</b> | -4             | 04-08 | 11    | 31   | 06-98 | -2   | -2   | 1   | 1   | 4   | 5   | 5   | 7   | 5    | 7   | 6   | 6   |     |
|   | <b>BG</b> | -81            | 03-02 | -70   | -58  | 04-08 | -67  | -65  | -69 | -62 | -59 | -62 | -64 | -64 | -64  | -65 | -67 | -70 |     |
|   | <b>CZ</b> | -16            | 03-98 | -2    | 18   | 04-07 | -4   | 4    | -3  | -3  | -4  | 2   | 3   | 3   | 7    | 5   | 2   | -1  |     |
| Component of the<br>consumer confidence<br>indicator                              | <b>DK</b> | -3             | 01-90 | 24    | 40   | 12-06 | 30   | 24   | 24  | 29  | 28  | 26  | 31  | 26  | 23   | 27  | 27  | 27  |     |
|   | <b>DE</b> | -5             | 03-03 | 6     | 23   | 08-90 | -1   | -2   | 2   | 0   | 0   | 0   | 2   | 2   | 3    | 3   | 3   | 3   |     |
|   | <b>EE</b> | -69            | 10-93 | -42   | -4   | 05-06 | -23  | -26  | -36 | -31 | -32 | -30 | -26 | -18 | -24  | -23 | -22 | -27 |     |
|   | <b>IE</b> | -32            | 03-93 | 2     | 31   | 09-07 | :    | :    | :   | :   | :   | :   | :   | :   | :    | :   | :   | :   |     |
|   | <b>EL</b> | -60            | 03-10 | -45   | -23  | 01-00 | -45  | -45  | -43 | -58 | -50 | -50 | -44 | -51 | -58  | -59 | -56 | -60 |     |
|   | <b>ES</b> | -45            | 12-08 | -21   | 0    | 07-00 | -36  | -30  | -25 | -24 | -25 | -30 | -27 | -26 | -25  | -21 | -29 | -29 |     |
|   | <b>FR</b> | -36            | 03-96 | -21   | -6   | 01-10 | -15  | -18  | -14 | -14 | -16 | -16 | -11 | -6  | -6   | -6  | -10 | -7  |     |
|   | <b>IT</b> | -44            | 07-08 | -20   | 2    | 03-91 | -23  | -33  | -28 | -30 | -20 | -23 | -25 | -28 | -20  | -22 | -24 | -26 |     |
|   | <b>CY</b> | -59            | 06-06 | -42   | -12  | 06-01 | -46  | -42  | -34 | -43 | -45 | -39 | -41 | -47 | -44  | -47 | -51 | -48 |     |
|   | <b>LV</b> | -90            | 03-96 | -54   | 13   | 01-94 | -49  | -49  | -55 | -63 | -65 | -65 | -70 | -65 | -66  | -61 | -61 | -59 |     |
|   | <b>LT</b> | -55            | 11-01 | -43   | -21  | 05-07 | -53  | -49  | -48 | -49 | -49 | -48 | -51 | -53 | -53  | -50 | -49 | -47 |     |
|   | <b>LU</b> | 33             | 01-10 | 46    | 58   | 10-05 | 45   | 41   | 40  | 44  | 41  | 44  | 41  | 44  | 50   | 33  | 39  | 46  |     |
|   | <b>HU</b> | -75            | 06-09 | -55   | -19  | 01-00 | -74  | -70  | -75 | -73 | -71 | -71 | -70 | -67 | -70  | -69 | -69 | -68 |     |
|   | <b>MT</b> | -61            | 01-10 | -41   | -15  | 01-03 | -50  | -54  | -46 | -53 | -48 | -55 | -49 | -54 | -53  | -61 | -57 | -57 |     |
|   | <b>NL</b> | 17             | 09-05 | 36    | 55   | 10-99 | 35   | 31   | 28  | 29  | 28  | 30  | 31  | 30  | 35   | 32  | 35  | 35  |     |
|   | <b>AT</b> | -11            | 11-00 | 32    | 55   | 03-02 | 23   | 24   | 26  | 28  | 25  | 26  | 26  | 28  | 29   | 23  | 28  | 26  |     |
|   | <b>PL</b> | -66            | 09-03 | -46   | -21  | 09-01 | -42  | -40  | -36 | -38 | -34 | -42 | -36 | -43 | -45  | -39 | -41 | -34 |     |
|   | <b>PT</b> | -44            | 03-09 | -27   | -5   | 11-97 | -41  | -41  | -41 | -36 | -32 | -35 | -33 | -35 | -35  | -36 | -36 | -39 |     |
|   | <b>RO</b> | -64            | 09-09 | -53   | -45  | 09-07 | -56  | -53  | -56 | -58 | -58 | -64 | -60 | -64 | -63  | -58 | -61 | -62 |     |
|   | <b>SI</b> | -52            | 06-99 | -25   | -6   | 05-07 | -21  | -17  | -19 | -20 | -24 | -19 | -21 | -21 | -17  | -20 | -14 | -20 |     |
|   | <b>SK</b> | -70            | 08-01 | -36   | -17  | 12-06 | -33  | -29  | -30 | -29 | -29 | -29 | -30 | -30 | -33  | -31 | -27 | -22 |     |
|   | <b>FI</b> | 19             | 01-96 | 42    | 58   | 04-08 | 51   | 50   | 51  | 51  | 50  | 53  | 53  | 51  | 53   | 52  | 55  | 51  |     |
|   | <b>SE</b> | 11             | 06-98 | 32    | 46   | 06-00 | 38   | 38   | 39  | 41  | 38  | 43  | 41  | 40  | 44   | 43  | 43  | 44  |     |
|   | <b>UK</b> | -26            | 10-92 | -2    | 23   | 04-06 | 2    | -2   | -4  | 1   | -3  | -1  | 6   | -1  | 2    | 6   | 6   | 6   |     |
| UNEMPLOYMENT<br>OVER NEXT<br>12 MONTHS<br>(Question 7) <sup>(e)</sup>             | <b>EU</b> | 67             | 03-09 | 26    | 1    | 08-00 | 61   | 57   | 54  | 52  | 52  | 46  | 46  | 46  | 44   | 42  | 41  | 41  |     |
|   | <b>EA</b> | 69             | 03-09 | 27    | -2   | 05-00 | 63   | 58   | 55  | 53  | 54  | 48  | 48  | 50  | 46   | 46  | 47  | 46  |     |
|   | <b>BE</b> | 76             | 02-09 | 29    | -17  | 12-00 | 70   | 67   | 65  | 63  | 52  | 54  | 59  | 60  | 70   | 65  | 67  | 61  |     |
|   | <b>BG</b> | 65             | 02-10 | 22    | -2   | 07-01 | 63   | 56   | 55  | 53  | 54  | 59  | 56  | 58  | 62   | 65  | 65  | 65  |     |
|   | <b>CZ</b> | 68             | 01-99 | 28    | -2   | 09-07 | 49   | 43   | 39  | 43  | 46  | 34  | 41  | 33  | 31   | 38  | 32  | 28  |     |
| Component of the<br>consumer confidence<br>indicator                              | <b>DK</b> | 51             | 02-09 | 8     | -21  | 02-95 | 32   | 31   | 34  | 21  | 28  | 18  | 19  | 25  | 22   | 16  | 19  | 14  |     |
|   | <b>DE</b> | 72             | 03-09 | 28    | -19  | 05-07 | 71   | 70   | 67  | 63  | 62  | 55  | 52  | 59  | 53   | 57  | 53  | 45  |     |
|   | <b>EE</b> | 81             | 09-93 | 29    | -22  | 09-06 | 59   | 50   | 45  | 45  | 40  | 33  | 28  | 34  | 34   | 34  | 30  | 20  |     |
|   | <b>IE</b> | 59             | 04-08 | 18    | -30  | 12-99 | :    | 58   | 49  | 50  | 45  | 43  | 36  | 33  | 34   | 31  | 34  | 35  |     |
|   | <b>EL</b> | 82             | 03-10 | 45    | 20   | 04-04 | 70   | 68   | 65  | 66  | 62  | 47  | 41  | 62  | 67   | 70  | 77  | 82  |     |
|   | <b>ES</b> | 71             | 12-08 | 20    | -9   | 05-00 | 51   | 35   | 31  | 29  | 32  | 35  | 36  | 36  | 30   | 22  | 31  | 33  |     |
|   | <b>FR</b> | 74             | 03-09 | 30    | -13  | 01-01 | 69   | 65   | 61  | 61  | 69  | 51  | 51  | 50  | 45   | 44  | 39  | 47  |     |
|   | <b>IT</b> | 71             | 03-93 | 27    | -4   | 06-01 | 45   | 40   | 38  | 34  | 36  | 39  | 44  | 41  | 41   | 42  | 50  | 49  |     |
|   | <b>CY</b> | 65             | 03-09 | 41    | 25   | 12-02 | 58   | 53   | 43  | 50  | 55  | 52  | 58  | 62  | 63   | 58  | 54  | 57  |     |
|   | <b>LV</b> | 80             | 02-09 | 26    | -10  | 09-06 | 58   | 49   | 58  | 69  | 72  | 64  | 66  | 61  | 65   | 53  | 47  | 36  |     |
|   | <b>LT</b> | 82             | 02-09 | 9     | -33  | 06-07 | 77   | 75   | 67  | 66  | 71  | 63  | 69  | 73  | 71   | 65  | 60  | 55  |     |
|   | <b>HU</b> | 75             | 04-09 | 36    | 12   | 07-07 | 75   | 66   | 64  | 57  | 53  | 54  | 53  | 52  | 58   | 62  | 52  | 48  |     |
|   | <b>MT</b> | 84             | 02-09 | 34    | -6   | 07-98 | 81   | 75   | 70  | 70  | 67  | 64  | 59  | 66  | 60   | 54  | 50  | 41  |     |
|   | <b>NL</b> | 46             | 01-04 | 18    | -13  | 03-08 | 33   | 31   | 27  | 30  | 24  | 30  | 34  | 37  | 34   | 33  | 34  | 34  |     |
|   | <b>AT</b> | 81             | 03-09 | 17    | -33  | 07-98 | 74   | 61   | 68  | 73  | 63  | 52  | 64  | 55  | 44   | 39  | 48  | 45  |     |
|   | <b>PL</b> | 65             | 04-09 | 25    | -8   | 03-01 | 65   | 60   | 53  | 55  | 45  | 42  | 42  | 43  | 41   | 35  | 35  | 34  |     |
|   | <b>PT</b> | 61             | 05-01 | 22    | -20  | 07-07 | 45   | 40   | 29  | 32  | 30  | 31  | 38  | 34  | 27   | 26  | 25  | 24  |     |
|   | <b>RO</b> | 86             | 02-09 | 37    | -11  | 08-97 | 73   | 72   | 66  | 55  | 53  | 50  | 48  | 56  | 59   | 54  | 58  | 57  |     |
|   | <b>SI</b> | 78             | 02-10 | 37    | 11   | 01-07 | 71   | 71   | 64  | 69  | 72  | 72  | 70  | 73  | 63   | 74  | 78  | 73  |     |
|   | <b>SK</b> | 73             | 01-09 | 27    | 5    | 04-08 | 71   | 56   | 46  | 49  | 46  | 36  | 48  | 40  | 49   | 48  | 50  | 54  |     |
|   | <b>FI</b> | 77             | 03-09 | 19    | -19  | 01-07 | 63   | 55   | 51  | 46  | 48  | 36  | 47  | 47  | 37   | 31  | 27  | 24  |     |
|   | <b>SE</b> | 52             | 12-08 | 1     | -28  | 03-98 | 42   | 33   | 30  | 28  | 32  | 28  | 25  | 30  | 23   | 20  | 20  | 18  |     |
|   | <b>UK</b> | 64             | 04-09 | 8     | -28  | 08-00 | 64   | 45   | 37  | 33  | 21  | 22  | 16  | 10  | 11   | 15  | -3  | -8  |     |
|   | <b>UK</b> | 75             | 01-09 | 25    | -14  | 07-97 | 59   | 57   | 56  | 55  | 53  | 46  | 45  | 41  | 44   | 36  | 30  | 36  |     |
| FINANCIAL<br>SITUATION OF<br>HOUSEHOLDS<br>OVER LAST<br>12 MONTHS<br>(Question 1) | <b>EU</b> | -20            | 07-08 | -10   | -2   | 03-01 | -17  | -18  | -17 | -17 | -17 | -15 | -15 | -15 | -14  | -14 | -15 | -14 |     |
|   | <b>EA</b> | -23            | 07-08 | -12   | -1   | 05-90 | -17  | -18  | -17 | -17 | -16 | -16 | -15 | -15 | -14  | -14 | -15 | -15 |     |
|   | <b>BE</b> | -17            | 12-08 | -6    | 3    | 11-00 | -15  | -16  | -12 | -13 | -12 | -11 | -12 | -11 | -11  | -10 | -12 | -10 |     |
|   | <b>BG</b> | -43            | 03-10 | -31   | -18  | 04-07 | -35  | -40  | -39 | -34 | -32 | -35 | -35 | -37 | -37  | -38 | -43 | -43 |     |
|   | <b>CZ</b> | -30            | 02-98 | -14   | -2   | 04-07 | -16  | -15  | -16 | -22 | -18 | -21 | -17 | -17 | -18  | -19 | -20 | -23 |     |
|   | <b>DK</b> | -5             | 04-01 | 7     | 16   | 02-05 | 1    | 0    | -3  | -3  | -1  | 0   | 0   | 0   | -1   | 0   | 1   | 3   |     |
|   | <b>DE</b> | -31            | 12-02 | -11   | 4    | 05-90 | -10  | -10  | -11 | -10 | -8  | -7  | -5  | -8  | -5   | -7  | -6  | -5  |     |
|   | <b>EE</b> | -54            | 04-93 | -14   | 18   | 03-07 | -26  | -28  | -30 | -35 | -32 | -31 | -31 | -31 | -30  | -34 | -31 | -35 |     |
|   | <b>IE</b> | -25            | 02-93 | -7    | 11   | 04-00 | :    | :    | :   | :   | :   | :   | :   | :   | :    | :   | :   | :   |     |
|   | <b>EL</b> | -55            | 03-10 | -29   | -6   | 04-00 | -40  | -41  | -38 | -46 | -41 | -50 | -43 | -34 | -39  | -46 | -49 | -55 |     |
|   | <b>ES</b> | -38            | 02-09 | -11   | 4    | 04-00 | -29  | -34  | -29 | -28 | -28 | -27 | -27 | -26 | -21  | -22 | -23 | -23 |     |
|   | <b>FR</b> | -24            | 08-08 | -11   | -2   | 01-01 | -17  | -18  | -15 | -16 | -17 | -16 | -16 | -13 | -12  | -12 | -15 | -14 |     |
|   | <b>IT</b> | -35            | 07-08 | -16   | -1   | 05-90 | -20  | -21  | -21 | -21 | -20 | -21 | -21 | -21 | -21  | -22 | -23 | -22 |     |
|   | <b>CY</b> | -36            | 10-05 | -21   | -4   | 07-03 | -25  | -19  | -17 | -21 | -24 | -17 | -20 | -18 | -25  | -23 | -25 | -24 |     |
|   | <b>LV</b> | -64            | 10-09 | -21   | 9    | 09-06 | -49  | -51  | -57 | -59 | -57 | -62 | -64 | -60 | -63  | -55 | -55 | -50 |     |
|   | <b>LT</b> | -46            | 03-10 | -11   | 15   |       |      |      |     |     |     |     |     |     |      |     |     |     |     |



TABLE 4 (continued) :

Consumer opinion on economic and financial conditions (s.a.) <sup>(a)(d)</sup>

|   |           | Since 1990 (*) |       |       | 2009  |       |     |     |     |     |     |     |     | 2010 |     |     |     |     |
|---|-----------|----------------|-------|-------|-------|-------|-----|-----|-----|-----|-----|-----|-----|------|-----|-----|-----|-----|
|   |           | Min.           |       | Ave.  | Max.  |       | Apr | May | Jun | Jul | Aug | Sep | Oct | Nov  | Dec | Jan | Feb | Mar |
|   |           | Value          | Date  | Value | Date  |       |     |     |     |     |     |     |     |      |     |     |     |     |
| GENERAL ECONOMIC SITUATION OVER LAST 12 MONTHS (Question 3) | <b>EU</b> | -67            | 05-09 | -29   | -5    | 05-00 | -67 | -67 | -65 | -64 | -62 | -57 | -54 | -52  | -50 | -50 | -47 | -46 |
|   | <b>EA</b> | -66            | 03-09 | -30   | -3    | 05-00 | -65 | -65 | -64 | -63 | -62 | -57 | -54 | -51  | -49 | -50 | -49 | -48 |
|   | <b>BE</b> | -76            | 02-09 | -27   | 22    | 12-00 | -73 | -68 | -64 | -60 | -51 | -47 | -44 | -36  | -36 | -38 | -35 | -35 |
|   | <b>BG</b> | -60            | 03-10 | -33   | -9    | 08-01 | -54 | -55 | -56 | -48 | -48 | -48 | -47 | -50  | -51 | -55 | -57 | -60 |
|   | <b>CZ</b> | -54            | 12-97 | -20   | 4     | 06-06 | -51 | -47 | -51 | -52 | -52 | -45 | -42 | -42  | -44 | -44 | -45 | -47 |
|   | <b>DK</b> | -54            | 03-09 | -1    | 26    | 03-06 | -47 | -48 | -47 | -46 | -43 | -43 | -35 | -38  | -38 | -30 | -23 | -24 |
|   | <b>DE</b> | -67            | 06-09 | -25   | 21    | 06-07 | -62 | -66 | -67 | -65 | -61 | -56 | -54 | -54  | -50 | -56 | -49 | -44 |
|   | <b>EE</b> | -72            | 10-92 | -12   | 33    | 01-07 | -65 | -66 | -61 | -64 | -58 | -57 | -54 | -54  | -60 | -65 | -52 | -55 |
|   | <b>IE</b> | -59            | 03-93 | -6    | 42    | 08-99 | :   | :   | :   | :   | :   | :   | :   | :    | :   | :   | :   | :   |
|   | <b>EL</b> | -76            | 03-10 | -35   | 6     | 05-00 | -63 | -63 | -60 | -67 | -64 | -71 | -71 | -63  | -64 | -66 | -72 | -76 |
|   | <b>ES</b> | -77            | 05-09 | -21   | 13    | 03-00 | -72 | -77 | -74 | -68 | -70 | -72 | -71 | -69  | -68 | -71 | -68 | -75 |
|   | <b>FR</b> | -74            | 08-09 | -38   | -1    | 01-01 | -71 | -65 | -65 | -68 | -74 | -58 | -54 | -48  | -46 | -42 | -42 | -46 |
|   | <b>IT</b> | -74            | 04-93 | -41   | -8    | 05-90 | -56 | -54 | -52 | -48 | -50 | -47 | -45 | -39  | -41 | -37 | -46 | -45 |
|   | <b>CY</b> | -61            | 03-10 | -29   | -13   | 01-02 | -47 | -45 | -37 | -43 | -46 | -46 | -48 | -48  | -56 | -56 | -57 | -61 |
|   | <b>LV</b> | -92            | 06-09 | -28   | 6     | 09-06 | -83 | -87 | -92 | -85 | -83 | -86 | -83 | -82  | -83 | -76 | -72 | -69 |
|   | <b>LT</b> | -73            | 01-10 | -15   | 21    | 06-07 | -65 | -64 | -66 | -65 | -69 | -68 | -69 | -71  | -71 | -73 | -68 | -68 |
|   | <b>LU</b> | -55            | 04-09 | -25   | -4    | 01-02 | -55 | -53 | -54 | -53 | -53 | -48 | -48 | -50  | -43 | -47 | -46 | -40 |
|   | <b>HU</b> | -79            | 04-09 | -37   | 6     | 09-02 | -79 | -79 | -74 | -72 | -73 | -70 | -68 | -64  | -65 | -66 | -63 | -59 |
|   | <b>MT</b> | -57            | 03-10 | -28   | 2     | 03-08 | -47 | -46 | -44 | -49 | -45 | -52 | -49 | -54  | -55 | -55 | -55 | -57 |
|   | <b>NL</b> | -73            | 03-03 | -15   | 45    | 03-00 | -66 | -62 | -64 | -62 | -57 | -54 | -55 | -52  | -44 | -43 | -41 | -37 |
|   | <b>AT</b> | -66            | 04-09 | -22   | 22    | 08-07 | -66 | -64 | -63 | -66 | -58 | -56 | -52 | -50  | -43 | -47 | -37 | -39 |
| <b>PL</b>   | -55       | 09-01          | -23   | 15    | 04-08 | -36   | -35 | -27 | -35 | -28 | -30 | -29 | -32 | -28  | -25 | -18 | -16 |     |
| <b>PT</b>   | -74       | 03-09          | -32   | 13    | 10-91 | -74   | -71 | -65 | -57 | -55 | -51 | -48 | -49 | -55  | -52 | -54 | -55 |     |
| <b>RO</b>   | -65       | 10-09          | -21   | -3    | 07-07 | -51   | -54 | -48 | -53 | -59 | -59 | -65 | -64 | -60  | -59 | -58 | -61 |     |
| <b>SI</b>   | -77       | 10-09          | -30   | -5    | 12-06 | -65   | -73 | -71 | -76 | -74 | -72 | -77 | -76 | -75  | -76 | -67 | -68 |     |
| <b>SK</b>   | -69       | 10-99          | -31   | 17    | 04-07 | -56   | -54 | -57 | -61 | -59 | -54 | -58 | -55 | -58  | -59 | -44 | -44 |     |
| <b>FI</b>   | -65       | 01-92          | -6    | 30    | 08-98 | -62   | -58 | -58 | -52 | -50 | -49 | -40 | -36 | -30  | -17 | -10 | -11 |     |
| <b>SE</b>   | -68       | 04-09          | -8    | 25    | 03-00 | -68   | -66 | -61 | -55 | -47 | -43 | -33 | -23 | -21  | -19 | -10 | -1  |     |
| <b>UK</b>   | -82       | 05-09          | -29   | 5     | 10-97 | -79   | -82 | -75 | -75 | -71 | -67 | -57 | -61 | -61  | -56 | -49 | -48 |     |
| SAVINGS AT PRESENT <sup>(c)</sup> (Question 10)             | <b>EU</b> | :              | :     | :     | :     | :     | :   | :   | :   | :   | :   | :   | :   | :    | :   | :   | :   |     |
|   | <b>EA</b> | :              | :     | :     | :     | :     | :   | :   | :   | :   | :   | :   | :   | :    | :   | :   | :   |     |
|   | <b>BE</b> | -45            | 12-03 | 28    | 70    | 02-01 | -35 | -35 | -30 | -31 | -28 | -28 | -26 | -25  | -25 | -24 | -27 | -20 |
|   | <b>BG</b> | -77            | 07-03 | -66   | -54   | 06-07 | -57 | -60 | -60 | -56 | -54 | -58 | -58 | -60  | -61 | -59 | -64 | -67 |
|   | <b>CZ</b> | -35            | 01-03 | -14   | 15    | 03-01 | -16 | -21 | -17 | -15 | -17 | -19 | -15 | -14  | -14 | -18 | -10 | -13 |
|   | <b>DK</b> | 51             | 01-90 | 67    | 83    | 07-08 | 71  | 66  | 65  | 71  | 67  | 67  | 70  | 69   | 65  | 66  | 67  | 69  |
|   | <b>DE</b> | 28             | 11-92 | 45    | 61    | 09-02 | 41  | 40  | 41  | 36  | 40  | 40  | 43  | 40   | 44  | 44  | 42  | 40  |
|   | <b>EE</b> | -58            | 09-96 | -31   | -2    | 02-07 | -18 | -14 | -27 | -17 | -23 | -18 | -14 | -14  | -10 | -20 | -15 | -22 |
|   | <b>IE</b> | -2             | 03-93 | 23    | 56    | 12-01 | :   | :   | :   | :   | :   | :   | :   | :    | :   | :   | :   | :   |
|   | <b>EL</b> | -70            | 10-05 | -48   | -14   | 07-08 | -37 | -40 | -38 | -53 | -52 | -46 | -41 | -46  | -52 | -47 | -44 | -45 |
|   | <b>ES</b> | -48            | 06-08 | 15    | 58    | 08-96 | -32 | -4  | -7  | -11 | -26 | -23 | -17 | -18  | -20 | -13 | -22 | -22 |
|   | <b>FR</b> | -5             | 10-08 | 36    | 61    | 06-95 | 4   | 4   | 6   | 6   | 3   | 0   | 9   | 9    | 10  | 13  | 13  | 14  |
|   | <b>IT</b> | 26             | 06-04 | 50    | 85    | 09-09 | 75  | 74  | 67  | 70  | 83  | 85  | 82  | 79   | 78  | 85  | 79  | 78  |
|   | <b>CY</b> | -35            | 07-04 | -12   | 10    | 06-01 | -12 | -12 | -7  | -5  | -11 | -10 | -11 | -8   | -19 | -20 | -21 | -18 |
|   | <b>LV</b> | -78            | 12-95 | -57   | -27   | 09-01 | -61 | -64 | -68 | -69 | -70 | -68 | -69 | -66  | -68 | -66 | -66 | -63 |
|   | <b>LT</b> | -49            | 10-05 | -36   | -14   | 01-10 | -26 | -19 | -21 | -20 | -21 | -17 | -17 | -18  | -17 | -14 | -21 | -19 |
|   | <b>LU</b> | 44             | 02-10 | 56    | 69    | 08-07 | 50  | 50  | 46  | 51  | 47  | 46  | 50  | 49   | 51  | 46  | 44  | 45  |
|   | <b>HU</b> | -83            | 11-95 | -65   | -28   | 12-00 | -75 | -70 | -71 | -71 | -69 | -65 | -69 | -68  | -69 | -70 | -67 | -68 |
|   | <b>MT</b> | -60            | 03-10 | -44   | -24   | 01-03 | -49 | -50 | -46 | -49 | -48 | -56 | -53 | -55  | -58 | -58 | -59 | -60 |
|   | <b>NL</b> | 47             | 06-91 | 62    | 71    | 11-08 | 68  | 68  | 66  | 65  | 60  | 63  | 63  | 60   | 64  | 64  | 70  | 65  |
|   | <b>AT</b> | 17             | 12-96 | 45    | 65    | 11-07 | 36  | 37  | 38  | 40  | 35  | 36  | 36  | 37   | 40  | 35  | 39  | 36  |
| <b>PL</b>   | -49       | 09-01          | -29   | -12   | 07-07 | -23   | -21 | -21 | -19 | -17 | -21 | -17 | -18 | -18  | -17 | -22 | -18 |     |
| <b>PT</b>   | -72       | 06-08          | -41   | -13   | 01-92 | -66   | -66 | -62 | -63 | -58 | -59 | -58 | -56 | -57  | -56 | -57 | -58 |     |
| <b>RO</b>   | -62       | 06-02          | -48   | -24   | 06-01 | -48   | -44 | -46 | -52 | -47 | -52 | -48 | -51 | -50  | -51 | -48 | -48 |     |
| <b>SI</b>   | -25       | 09-97          | -8    | 19    | 12-06 | 3     | 2   | -3  | 4   | 1   | 4   | 4   | -2  | -3   | -3  | 4   | 1   |     |
| <b>SK</b>   | -55       | 10-04          | -43   | -26   | 02-09 | -32   | -31 | -31 | -33 | -33 | -29 | -35 | -35 | -36  | -32 | -38 | -30 |     |
| <b>FI</b>   | -23       | 04-94          | 8     | 37    | 11-07 | 7     | 10  | 8   | 8   | 9   | 5   | 4   | 5   | 7    | 8   | 10  | 10  |     |
| <b>SE</b>   | -9        | 09-01          | 8     | 26    | 08-07 | 8     | 6   | 11  | 11  | 12  | 15  | 12  | 14  | 15   | 14  | 17  | 14  |     |
| <b>UK</b>   | -22       | 03-09          | 12    | 41    | 08-07 | -17   | -20 | -19 | -18 | -16 | -12 | -11 | -12 | -7   | -3  | -4  | -10 |     |
| MAJOR PURCHASES OVER NEXT 12 MONTHS (Question 9)            | <b>EU</b> | -27            | 01-09 | -16   | -9    | 03-00 | -26 | -26 | -25 | -25 | -25 | -23 | -22 | -23  | -22 | -23 | -24 |     |
|   | <b>EA</b> | -25            | 01-09 | -17   | -12   | 03-00 | -23 | -25 | -23 | -24 | -23 | -22 | -21 | -22  | -22 | -21 | -22 |     |
|   | <b>BE</b> | -29            | 10-96 | -16   | -6    | 10-03 | -26 | -27 | -22 | -23 | -23 | -22 | -23 | -23  | -24 | -22 | -25 | -27 |
|   | <b>BG</b> | -47            | 04-03 | -30   | -6    | 08-08 | -26 | -25 | -24 | -25 | -31 | -26 | -28 | -30  | -35 | -34 | -40 | -36 |
|   | <b>CZ</b> | -36            | 01-01 | -21   | 0     | 05-07 | -26 | -19 | -26 | -24 | -21 | -27 | -25 | -21  | -20 | -19 | -18 | -19 |
|   | <b>DK</b> | -14            | 01-93 | -6    | 4     | 03-06 | -11 | -7  | -7  | -7  | -8  | -9  | -9  | -11  | -8  | -7  | -4  | -9  |
|   | <b>DE</b> | -39            | 02-03 | -26   | -14   | 01-90 | -29 | -31 | -30 | -28 | -26 | -26 | -24 | -24  | -23 | -26 | -24 | -25 |
|   | <b>EE</b> | -64            | 10-92 | -24   | 0     | 09-06 | -43 | -38 | -39 | -37 | -36 | -37 | -40 | -37  | -37 | -34 | -34 | -33 |
|   | <b>IE</b> | -20            | 05-93 | -9    | 2     | 12-00 | :   | :   | :   | :   | :   | :   | :   | :    | :   | :   | :   | :   |
|   | <b>EL</b> | -60            | 10-05 | -26   | 5     | 06-03 | -28 | -34 | -33 | -38 | -36 | -33 | -27 | -35  | -46 | -52 | -44 | -55 |
|   | <b>ES</b> | -50            | 11-08 | -26   | -7    | 11-00 | -45 | -45 | -39 | -41 | -43 | -39 | -38 | -42  | -39 | -34 | -40 | -43 |
|   | <b>FR</b> | -8             | 05-08 | -1    | 1     | 09-99 | -5  | -5  | -5  | -5  | -5  | -5  | -4  | -5   | -5  | -4  | -4  | -6  |
|   | <b>IT</b> | -36            | 01-09 | -17   | -8    | 12-06 | -23 | -27 | -23 | -30 | -27 | -30 | -23 | -22  | -26 | -22 | -30 | -30 |
|   | <b>CY</b> | -47            | 10-09 | 3     | 40    | 03-03 | -40 | -34 | -28 | -37 | -36 | -35 | -47 | -44  | -43 | -42 | -35 | -43 |
|   | <b>LV</b> | -84            | 03-96 | -31   | 23    | 06-06 | -34 | -33 | -45 | -39 | -39 | -41 | -44 | -41  | -38 | -43 | -36 | -34 |
|   | <b>LT</b> | -38            | 11-09 | -6    | 17    | 03-08 | -27 | -26 | -27 | -29 | -32 | -30 | -33 | -38  | -35 | -33 | -30 | -32 |
|   | <b>LU</b> | -27            | 10-08 | -15   | -6    | 01-02 | -18 | -19 | -26 | -19 | -25 | -18 | -21 | -19  | -17 | -15 | -16 | -8  |
|   | <b>HU</b> | -69            | 06-95 | -39   | -7    | 08-02 | -64 | -57 | -60 | -60 | -58 | -53 | -51 | -51  | -52 | -49 | -49 | -47 |
|   | <b>MT</b> | -22            | 02-07 | -8    | 2     | 07-08 | -4  | -3  | -3  | 0   |     |     |     |      |     |     |     |     |

TABLE 4 (continued) :

Consumer opinion on economic and financial conditions (s.a.)<sup>(a)(d)</sup>

|   |     | Since 1990 (*) |       |       |       | 2009  |     |     |     |     |     |     |     | 2010 |     |     |     |     |
|---|-----|----------------|-------|-------|-------|-------|-----|-----|-----|-----|-----|-----|-----|------|-----|-----|-----|-----|
|   |     | Min.           |       | Ave.  |       | Apr   | May | Jun | Jul | Aug | Sep | Oct | Nov | Dec  | Jan | Feb | Mar |     |
|   |     | Value          | Date  | Value | Date  |       |     |     |     |     |     |     |     |      |     |     |     |     |
| MAJOR PURCHASES AT PRESENT (Question 8)       | EU  | -36            | 10-08 | -11   | 6     | 01-00 | -23 | -21 | -20 | -19 | -18 | -15 | -13 | -14  | -13 | -14 | -14 | -15 |
|   | EA  | -37            | 10-08 | -16   | 5     | 03-99 | -23 | -22 | -19 | -18 | -17 | -15 | -15 | -14  | -15 | -13 | -15 | -16 |
|   | BE  | -40            | 06-97 | -1    | 26    | 09-07 | -6  | -8  | -2  | -2  | -1  | 6   | 6   | 7    | 7   | 2   | 4   | 0   |
|   | BG  | -65            | 06-02 | -40   | -17   | 10-06 | -30 | -32 | -36 | -31 | -25 | -33 | -35 | -35  | -33 | -37 | -39 | -40 |
|   | CZ  | -33            | 05-95 | 3     | 34    | 07-03 | -14 | -4  | -15 | -16 | -16 | -11 | -11 | -4   | 6   | -2  | -5  | -8  |
|   | DK  | -33            | 11-08 | -8    | 9     | 09-97 | -8  | -13 | -9  | -7  | -2  | -2  | 2   | -4   | 0   | -5  | -1  | -10 |
|   | DE  | -31            | 11-02 | -9    | 32    | 11-06 | -1  | 0   | 0   | 4   | 6   | 8   | 5   | 5    | 3   | 11  | 9   | 9   |
|   | EE  | -7             | 01-09 | 17    | 49    | 05-06 | 6   | 5   | 12  | 15  | 13  | 13  | 17  | 22   | 18  | 16  | 27  | 15  |
|   | IE  | -22            | 04-92 | 13    | 40    | 09-97 | .   | .   | .   | .   | .   | .   | .   | .    | .   | .   | .   | .   |
|   | EL  | -68            | 10-05 | -37   | -10   | 01-01 | -37 | -37 | -35 | -32 | -31 | -44 | -41 | -48  | -53 | -59 | -49 | -56 |
|   | ES  | -64            | 06-93 | -22   | 26    | 11-99 | -42 | -40 | -29 | -24 | -27 | -23 | -21 | -17  | -20 | -21 | -28 | -29 |
|   | FR  | -41            | 08-08 | -15   | 14    | 07-00 | -32 | -30 | -30 | -32 | -32 | -28 | -26 | -20  | -21 | -19 | -23 | -23 |
|   | IT  | -64            | 11-96 | -36   | -2    | 05-90 | -41 | -42 | -39 | -40 | -38 | -38 | -37 | -39  | -36 | -40 | -40 | -39 |
|   | CY  | -56            | 02-09 | -8    | 24    | 11-04 | -48 | -40 | -39 | -43 | -41 | -34 | -31 | -36  | -38 | -40 | -41 | -41 |
|   | LV  | -81            | 06-96 | -32   | 21    | 12-06 | -30 | -25 | -31 | -30 | -28 | -29 | -30 | -26  | -33 | -25 | -17 | -21 |
|   | LT  | -12            | 03-09 | 21    | 50    | 02-06 | -5  | -5  | 1   | 2   | 1   | 3   | 4   | 4    | -1  | 6   | 9   | 8   |
|   | LU  | -35            | 10-08 | -10   | 0     | 08-07 | -3  | -11 | -9  | -16 | -13 | -15 | -9  | -7   | -8  | -15 | -16 | -16 |
|   | HU  | -87            | 06-96 | -52   | -7    | 03-06 | -60 | -55 | -55 | -61 | -57 | -56 | -58 | -55  | -59 | -59 | -55 | -55 |
|   | MT  | -22            | 04-09 | 6     | 36    | 09-03 | -22 | -15 | -14 | -11 | -9  | -10 | -5  | -1   | -4  | -1  | 2   | 0   |
|   | NL  | -39            | 04-03 | 3     | 54    | 02-00 | -16 | -13 | -11 | -9  | -4  | -5  | -4  | -3   | -3  | -8  | -8  | -7  |
|   | AT  | -18            | 07-08 | 6     | 29    | 08-99 | 3   | 6   | 5   | 8   | 14  | 14  | 15  | 16   | 18  | 13  | 16  | 13  |
|   | PL  | -27            | 11-01 | -3    | 14    | 05-07 | -13 | -5  | -3  | -8  | -4  | -7  | -4  | -11  | -2  | -5  | -4  | -4  |
|   | PT  | -89            | 12-08 | -42   | -1    | 01-92 | -81 | -80 | -78 | -76 | -74 | -72 | -71 | -73  | -77 | -73 | -71 | -72 |
|   | RO  | -54            | 06-02 | -30   | 5     | 06-01 | -46 | -49 | -44 | -48 | -51 | -50 | -51 | -46  | -48 | -49 | -45 | -50 |
|   | SI  | -55            | 11-08 | -21   | 18    | 08-06 | -46 | -41 | -37 | -39 | -32 | -25 | -30 | -32  | -35 | -27 | -34 | -29 |
|   | SK  | -25            | 02-04 | -7    | 11    | 06-08 | -15 | -14 | -14 | -9  | -7  | -5  | -11 | -10  | -9  | -7  | -1  | -1  |
|   | FI  | -27            | 04-90 | 18    | 49    | 12-09 | 24  | 32  | 36  | 38  | 37  | 40  | 45  | 45   | 49  | 31  | 34  | 30  |
| SE  | -38 | 10-08          | 16    | 36    | 08-05 | -20   | -8  | -6  | 0   | 1   | 3   | 9   | 11  | 8    | 4   | 5   | 10  |     |
| UK  | -41 | 10-08          | 4     | 28    | 11-02 | -26   | -23 | -26 | -24 | -25 | -17 | -10 | -15 | -12  | -17 | -15 | -15 |     |
| PRICE TRENDS OVER NEXT 12 MONTHS (Question 6) | EU  | -11            | 08-09 | 22    | 49    | 09-90 | -1  | -5  | -6  | -9  | -11 | -9  | -8  | -5   | 0   | 3   | 5   | 7   |
|   | EA  | -16            | 08-09 | 21    | 51    | 01-91 | -2  | -8  | -9  | -12 | -16 | -14 | -14 | -11  | -6  | -2  | 0   | 4   |
|   | BE  | -14            | 08-09 | 18    | 46    | 10-01 | -11 | -10 | -11 | -12 | -14 | -7  | -2  | -10  | -4  | 5   | 4   | 6   |
|   | BG  | -3             | 07-01 | 35    | 54    | 12-06 | 35  | 33  | 34  | 26  | 21  | 24  | 20  | 18   | 17  | 20  | 21  | 29  |
|   | CZ  | -9             | 11-09 | 39    | 72    | 03-98 | 2   | -2  | -4  | 1   | -8  | -6  | -5  | -9   | -6  | 17  | 18  | 12  |
|   | DK  | -41            | 07-09 | -9    | 31    | 06-08 | -35 | -27 | -29 | -41 | -30 | -36 | -29 | -27  | -26 | -22 | -15 | -13 |
|   | DE  | -18            | 08-09 | 30    | 58    | 03-91 | 10  | 1   | -2  | -5  | -18 | -17 | -18 | -13  | -7  | -2  | 2   | 4   |
|   | EE  | -29            | 04-09 | 43    | 88    | 05-04 | -29 | -29 | -24 | -2  | -19 | -24 | -22 | -25  | 1   | -7  | 1   | 14  |
|   | IE  | 6              | 01-94 | 23    | 42    | 10-00 | .   | .   | .   | .   | .   | .   | .   | .    | .   | .   | .   | .   |
|   | EL  | -3             | 10-09 | 37    | 60    | 05-90 | 8   | 10  | 10  | 25  | 19  | 7   | -3  | 16   | 16  | 22  | 16  | 25  |
|   | ES  | -30            | 05-09 | 14    | 36    | 01-02 | -19 | -30 | -29 | -26 | -25 | -27 | -29 | -28  | -27 | -22 | -24 | -14 |
|   | FR  | -13            | 08-97 | 12    | 54    | 01-91 | -3  | -7  | -5  | -8  | -11 | -1  | 0   | 6    | 9   | 9   | 14  |     |
|   | IT  | -29            | 07-09 | 16    | 62    | 02-91 | -11 | -14 | -18 | -29 | -28 | -28 | -26 | -24  | -19 | -16 | -9  | -8  |
|   | CY  | -9             | 07-09 | 34    | 68    | 10-02 | 3   | -1  | 0   | -9  | 3   | 2   | 3   | 8    | 10  | 4   | 4   | 21  |
|   | LV  | -41            | 05-09 | 32    | 70    | 03-04 | -35 | -41 | -38 | -23 | -27 | -31 | -35 | -33  | -26 | -20 | -24 | -18 |
|   | LT  | 2              | 06-09 | 46    | 74    | 05-04 | 15  | 18  | 2   | 5   | 10  | 14  | 5   | 16   | 27  | 37  | 25  | 27  |
|   | LU  | -21            | 07-09 | 14    | 44    | 08-07 | -8  | -12 | -15 | -21 | -17 | -19 | -20 | -15  | -13 | -16 | -14 | -11 |
|   | HU  | 31             | 02-06 | 53    | 76    | 01-07 | 66  | 61  | 61  | 65  | 54  | 51  | 45  | 46   | 45  | 53  | 46  | 47  |
|   | MT  | 5              | 09-03 | 29    | 51    | 11-08 | 39  | 37  | 36  | 33  | 29  | 35  | 34  | 36   | 41  | 42  | 48  | 43  |
|   | NL  | -27            | 12-02 | 23    | 60    | 01-91 | -3  | -9  | -11 | -14 | -7  | -10 | -9  | -1   | 6   | 3   | 11  | 9   |
|   | AT  | -19            | 12-95 | 18    | 44    | 08-07 | 8   | 8   | 4   | 8   | 4   | 10  | 12  | 13   | 19  | 20  | 18  | 27  |
|   | PL  | 8              | 04-05 | 31    | 55    | 04-04 | 35  | 33  | 31  | 32  | 29  | 25  | 32  | 26   | 34  | 31  | 26  | 22  |
|   | PT  | -9             | 08-97 | 28    | 56    | 05-08 | 4   | -5  | -6  | -5  | 1   | -2  | -2  | -3   | -2  | 3   | 7   | 12  |
|   | RO  | 28             | 08-09 | 49    | 63    | 02-08 | 50  | 42  | 36  | 38  | 28  | 31  | 36  | 38   | 36  | 47  | 46  | 44  |
|   | SI  | -11            | 10-09 | 36    | 62    | 04-00 | 0   | -3  | 2   | -1  | -10 | -7  | -11 | -2   | 6   | 8   | 9   | 13  |
|   | SK  | -4             | 11-09 | 42    | 78    | 11-02 | 16  | 2   | 2   | 14  | 3   | 2   | 0   | -4   | 5   | 10  | 5   | 10  |
|   | FI  | -21            | 12-95 | 14    | 50    | 01-08 | -12 | -11 | -9  | -13 | -12 | -10 | -2  | 2    | 6   | 9   | 11  | 17  |
| SE  | -14 | 03-05          | 15    | 47    | 10-07 | 0     | 0   | 4   | -4  | 3   | 8   | 11  | 17  | 18   | 23  | 23  | 23  |     |
| UK  | -5  | 07-09          | 24    | 57    | 09-90 | -4    | -5  | -5  | -5  | -4  | 0   | 4   | 6   | 11   | 13  | 12  | 10  |     |
| PRICE TRENDS OVER LAST 12 MONTHS (Question 5) | EU  | -4             | 03-99 | 24    | 68    | 07-08 | 20  | 13  | 11  | 6   | 1   | -2  | -3  | -3   | -1  | 1   | 2   | 5   |
|   | EA  | -8             | 10-09 | 30    | 74    | 07-08 | 20  | 13  | 9   | 3   | -1  | -7  | -8  | -7   | -5  | -4  | -2  | 1   |
|   | BE  | -1             | 06-98 | 38    | 84    | 05-08 | 40  | 38  | 33  | 24  | 25  | 17  | 16  | 18   | 11  | 17  | 22  | 29  |
|   | BG  | 6              | 06-01 | 48    | 86    | 05-08 | 64  | 59  | 55  | 50  | 46  | 44  | 41  | 37   | 34  | 33  | 39  | 39  |
|   | CZ  | -37            | 10-09 | 15    | 63    | 03-98 | -17 | -21 | -25 | -24 | -30 | -32 | -37 | -31  | -36 | -29 | -29 | -26 |
|   | DK  | -51            | 09-93 | -21   | 56    | 07-08 | -14 | -15 | -22 | -17 | -22 | -26 | -28 | -28  | -22 | -21 | -24 | -19 |
|   | DE  | -25            | 10-09 | 31    | 78    | 07-08 | 19  | 12  | 7   | -2  | -16 | -18 | -25 | -21  | -15 | -15 | -12 | -5  |
|   | EE  | -35            | 11-09 | 35    | 88    | 04-08 | -4  | -14 | -18 | -2  | -15 | -19 | -32 | -35  | -21 | -27 | -14 | -3  |
|   | IE  | -3             | 07-97 | 31    | 66    | 12-02 | .   | .   | .   | .   | .   | .   | .   | .    | .   | .   | .   | .   |
|   | EL  | 5              | 06-99 | 46    | 85    | 01-08 | 41  | 43  | 38  | 43  | 37  | 45  | 39  | 36   | 40  | 42  | 39  | 42  |
|   | ES  | -38            | 01-10 | 31    | 66    | 07-08 | -11 | -17 | -23 | -23 | -25 | -31 | -31 | -34  | -37 | -38 | -36 | -30 |
|   | FR  | -23            | 01-99 | 21    | 83    | 06-08 | 35  | 30  | 26  | 25  | 28  | 16  | 19  | 20   | 21  | 23  | 21  | 23  |
|   | IT  | -7             | 09-09 | 35    | 70    | 08-08 | 20  | 13  | 11  | 0   | -2  | -7  | -6  | -7   | -3  | -3  | 0   | 0   |
|   | CY  | 20             | 01-10 | 41    | 68    | 06-08 | 40  | 32  | 29  | 37  | 36  | 27  | 26  | 30   | 32  | 20  | 29  | 33  |
|   | LV  | -36            | 02-10 | 30    | 81    | 06-08 | -2  | -17 | -23 | -10 | -13 | -24 | -32 | -35  | -31 | -35 | -36 | -33 |
|   | LT  | -17            | 10-03 | 28    | 71    | 06-08 | 54  | 46  | 32  | 30  | 24  | 25  | 19  | 20   | 26  | 25  | 22  | 22  |
|   | LU  | -10            | 11-09 | 37    | 70    | 08-08 | 17  | 10  | 10  | 2   | -2  | -2  | -8  | -10  | -7  | -2  | 1   | -1  |
|   | HU  | 6              | 04-06 | 40    | 71    | 06-95 | 48  | 44  | 46  | 49  | 50  | 47  | 44  | 46   | 46  | 49  | 49  | 48  |
|   | MT  | 15             | 06-04 | 46    | 67    | 06-06 | 59  | 59  | 56  | 55  | 56  | 59  | 58  | 57   | 60  | 59  | 66  | 65  |
|   | NL  | -21            | 09-09 | 26    | 89    | 12-02 | 3   | -4  | -8  | -13 | -16 | -21 | -19 | -13  | -10 | -13 | -5  | -6  |
|   | AT  | -48            | 02-96 | 16    | 80    | 06-08 | 20  | 19  | 17  | 10  | 3   | -2  | 4   | 1    | 2   | 7   | 5   | 11  |
|   | PL  | -4             | 05-03 |       |       |       |     |     |     |     |     |     |     |      |     |     |     |     |

TABLE 4b: Quarterly survey of consumers

(Data collected in January, April, July and October each year.)

**Intention to buy a car within the next 12 months (s.a.)<sup>(a)</sup>**

(Question 13)

|    | Since 1990 (*) |        |       |      |        | 2008 |     |     | 2009 |     |     | 2010 |     |
|----|----------------|--------|-------|------|--------|------|-----|-----|------|-----|-----|------|-----|
|    | Min.           |        | Ave.  | Max. |        | II   | III | IV  | I    | II  | III | IV   | I   |
|    | Value          | Date   | Value | Date |        |      |     |     |      |     |     |      |     |
| EU | -75            | I-09   | -60   | -47  | II-99  | -72  | -74 | -75 | -75  | -74 | -74 | -73  | -74 |
| EA | -78            | IV-08  | -62   | -49  | I-00   | -76  | -78 | -78 | -78  | -77 | -77 | -78  | -78 |
| BE | -85            | I-09   | -62   | -45  | II-95  | -83  | -83 | -85 | -85  | -82 | -81 | -79  | -82 |
| BG | -93            | I-02   | -83   | -72  | III-08 | -75  | -72 | -77 | -76  | -78 | -77 | -78  | -81 |
| CZ | -80            | II-05  | -72   | -65  | I-09   | -67  | -70 | -69 | -65  | -73 | -74 | -71  | -73 |
| DK | -79            | I-90   | -65   | -43  | I-97   | -68  | -65 | -72 | -69  | -70 | -76 | -74  | -74 |
| DE | -78            | IV-08  | -50   | -28  | II-90  | -76  | -76 | -78 | -77  | -77 | -76 | -76  | -77 |
| EE | -90            | IV-09  | -72   | -53  | II-03  | -76  | -77 | -78 | -81  | -86 | -87 | -90  | -83 |
| IE | -73            | I-09   | -43   | -21  | IV-99  | -69  | -69 | -68 | -73  | -65 | -67 | -67  | -68 |
| EL | -88            | III-93 | -66   | -38  | II-00  | -67  | -68 | -79 | -78  | -73 | -76 | -73  | -63 |
| ES | -88            | IV-09  | -70   | -25  | III-99 | -79  | -84 | -84 | -81  | -85 | -80 | -88  | -87 |
| FR | -83            | II-97  | -77   | -70  | II-90  | -74  | -80 | -76 | -78  | -75 | -78 | -78  | -77 |
| IT | -88            | I-10   | -67   | -47  | II-90  | -86  | -87 | -85 | -85  | -84 | -83 | -85  | -88 |
| CY | -78            | IV-09  | -57   | -45  | I-04   | -51  | -64 | -67 | -74  | -77 | -72 | -78  | -76 |
| LV | -84            | I-00   | -65   | -11  | I-02   | -54  | -51 | -59 | -66  | -59 | -73 | -73  | -69 |
| LT | -88            | I-10   | -76   | -65  | III-01 | -77  | -77 | -77 | -85  | -87 | -85 | -87  | -88 |
| LU | -77            | IV-05  | -57   | -24  | III-02 | -67  | -63 | -72 | -66  | -69 | -64 | -69  | -69 |
| HU | -91            | III-09 | -77   | -33  | I-00   | -87  | -82 | -89 | -89  | -89 | -91 | -89  | -90 |
| MT | -89            | II-05  | -84   | -75  | I-03   | -84  | -84 | -82 | -79  | -82 | -86 | -81  | -85 |
| NL | -59            | IV-05  | -46   | -36  | IV-99  | -48  | -53 | -54 | -55  | -56 | -58 | -58  | -54 |
| AT | -68            | IV-08  | -55   | -40  | III-00 | -66  | -65 | -68 | -65  | -63 | -60 | -61  | -64 |
| PL | -77            | III-03 | -72   | -64  | IV-08  | -67  | -70 | -64 | -68  | -71 | -66 | -67  | -72 |
| PT | -89            | II-09  | -69   | -49  | III-98 | -88  | -84 | -86 | -88  | -89 | -87 | -87  | -87 |
| RO | -81            | IV-03  | -72   | -61  | IV-08  | -66  | -61 | -61 | -65  | -71 | -72 | -76  | -74 |
| SI | -77            | I-04   | -60   | -44  | I-01   | -73  | -71 | -68 | -76  | -75 | -74 | -75  | -72 |
| SK | -85            | II-04  | -79   | -74  | IV-07  | -77  | -78 | -75 | -79  | -77 | -79 | -82  | -82 |
| FI | -68            | II-09  | -50   | -31  | IV-02  | -56  | -62 | -66 | -65  | -68 | -61 | -61  | -64 |
| SE | -66            | II-09  | -45   | -27  | I-00   | -54  | -59 | -59 | -65  | -66 | -60 | -53  | -57 |
| UK | -71            | III-93 | -52   | -34  | II-99  | -65  | -65 | -67 | -69  | -64 | -65 | -60  | -61 |

**Intention to purchase or build a home within the next 12 months (s.a.)<sup>(a)</sup>**

(Question 14)

|    | Since 1990 (*) |        |       |      |        | 2008 |     |     | 2009 |     |     | 2010 |     |
|----|----------------|--------|-------|------|--------|------|-----|-----|------|-----|-----|------|-----|
|    | Min.           |        | Ave.  | Max. |        | II   | III | IV  | I    | II  | III | IV   | I   |
|    | Value          | Date   | Value | Date |        |      |     |     |      |     |     |      |     |
| EU | -90            | I-09   | -83   | -78  | III-90 | -89  | -89 | -88 | -90  | -89 | -88 | -88  | -89 |
| EA | -91            | I-09   | -85   | -80  | III-90 | -90  | -91 | -90 | -91  | -91 | -89 | -90  | -91 |
| BE | -93            | IV-03  | -82   | -67  | II-95  | -90  | -91 | -91 | -91  | -89 | -91 | -89  | -91 |
| BG | -96            | I-02   | -92   | -86  | III-08 | -89  | -86 | -90 | -91  | -90 | -88 | -90  | -91 |
| CZ | -92            | II-09  | -87   | -83  | III-08 | -85  | -83 | -85 | -88  | -92 | -91 | -90  | -85 |
| DK | -86            | III-03 | -77   | -62  | II-02  | -82  | -82 | -83 | -82  | -82 | -80 | -80  | -85 |
| DE | -94            | II-08  | -85   | -78  | IV-99  | -94  | -94 | -93 | -94  | -94 | -93 | -92  | -94 |
| EE | -94            | III-09 | -55   | 11   | IV-99  | -84  | -85 | -88 | -88  | -90 | -94 | -93  | -91 |
| IE | -92            | I-10   | -80   | -71  | II-06  | -89  | -88 | -90 | -89  | -89 | -89 | -89  | -92 |
| EL | -92            | I-95   | -82   | -68  | I-03   | -82  | -77 | -88 | -87  | -85 | -80 | -86  | -90 |
| ES | -92            | IV-09  | -82   | -71  | III-99 | -87  | -91 | -89 | -89  | -89 | -90 | -92  | -89 |
| FR | -90            | II-92  | -86   | -81  | II-04  | -87  | -88 | -86 | -88  | -87 | -86 | -87  | -87 |
| IT | -97            | IV-07  | -88   | -79  | IV-90  | -97  | -95 | -96 | -95  | -95 | -92 | -94  | -95 |
| CY | -84            | III-09 | -74   | -64  | I-04   | -78  | -81 | -76 | -81  | -80 | -84 | -81  | -82 |
| LV | -95            | I-03   | -83   | -15  | I-02   | -81  | -78 | -81 | -87  | -84 | -90 | -87  | -89 |
| LT | -95            | I-10   | -90   | -82  | I-03   | -91  | -93 | -92 | -94  | -95 | -94 | -91  | -95 |
| LU | -83            | IV-08  | -76   | -64  | IV-02  | -81  | -78 | -83 | -78  | -81 | -80 | -82  | -82 |
| HU | -93            | II-09  | -82   | -39  | I-00   | -89  | -86 | -91 | -92  | -93 | -92 | -91  | -93 |
| MT | -95            | III-08 | -91   | -85  | II-03  | -92  | -95 | -93 | -94  | -90 | -90 | -91  | -92 |
| NL | -84            | IV-03  | -78   | -68  | III-99 | -78  | -82 | -81 | -84  | -83 | -84 | -84  | -81 |
| AT | -91            | III-03 | -84   | -65  | III-01 | -89  | -88 | -90 | -88  | -89 | -86 | -87  | -84 |
| PL | -89            | II-03  | -86   | -82  | I-08   | -83  | -86 | -83 | -83  | -84 | -85 | -85  | -88 |
| PT | -93            | III-09 | -78   | -65  | III-98 | -89  | -89 | -89 | -92  | -91 | -93 | -91  | -92 |
| RO | -87            | IV-03  | -81   | -74  | IV-08  | -78  | -80 | -74 | -80  | -85 | -84 | -85  | -85 |
| SI | -91            | I-09   | -79   | -71  | IV-96  | -82  | -85 | -87 | -91  | -86 | -88 | -86  | -85 |
| SK | -90            | IV-03  | -86   | -82  | II-00  | -86  | -85 | -83 | -87  | -88 | -87 | -89  | -86 |
| FI | -87            | IV-08  | -82   | -76  | III-02 | -86  | -86 | -87 | -85  | -85 | -86 | -84  | -84 |
| SE | -79            | II-08  | -73   | -61  | IV-02  | -79  | -76 | -75 | -77  | -76 | -76 | -76  | -75 |
| UK | -88            | I-09   | -78   | -66  | I-90   | -88  | -86 | -84 | -88  | -84 | -86 | -84  | -86 |

TABLE 4b (continued): Quarterly survey of consumers

(Data collected in January, April, July and October each year.)

Intention to carry out home improvements over the next 12 months (s.a.)<sup>(a)</sup>

(Question 15)

|           | Since 1990 (*) |        |       |      |        | 2008 |     |     | 2009 |     |     | 2010 |     |
|-----------|----------------|--------|-------|------|--------|------|-----|-----|------|-----|-----|------|-----|
|           | Min.           |        | Ave.  |      | Max.   | II   | III | IV  | I    | II  | III | IV   | I   |
|           | Value          | Date   | Value | Date | Value  |      |     |     |      |     |     |      |     |
| <b>EU</b> | -67            | IV-96  | -60   | -53  | III-07 | -58  | -58 | -61 | -60  | -59 | -58 | -59  | -57 |
| <b>EA</b> | -68            | III-93 | -62   | -57  | III-00 | -63  | -63 | -64 | -64  | -63 | -61 | -63  | -60 |
| <b>BE</b> | -65            | III-97 | -51   | -32  | III-01 | -52  | -52 | -55 | -48  | -51 | -43 | -46  | -48 |
| <b>BG</b> | -86            | I-02   | -70   | -56  | III-08 | -58  | -56 | -63 | -62  | -64 | -63 | -67  | -65 |
| <b>CZ</b> | -51            | III-01 | -32   | -18  | I-07   | -19  | -28 | -18 | -21  | -38 | -36 | -41  | -38 |
| <b>DK</b> | -87            | I-90   | -65   | -26  | I-00   | -57  | -64 | -68 | -68  | -59 | -62 | -64  | -69 |
| <b>DE</b> | -60            | III-93 | -53   | -45  | I-90   | -52  | -50 | -55 | -54  | -54 | -52 | -51  | -48 |
| <b>EE</b> | -68            | IV-92  | -42   | -12  | II-06  | -36  | -40 | -44 | -47  | -60 | -63 | -62  | -57 |
| <b>IE</b> | -81            | II-90  | -66   | -50  | I-06   | -62  | -61 | -60 | -61  | -58 | -58 | -61  | -56 |
| <b>EL</b> | -84            | II-06  | -70   | -44  | IV-95  | -68  | -67 | -72 | -68  | -67 | -66 | -64  | -61 |
| <b>ES</b> | -85            | III-08 | -74   | -61  | IV-90  | -83  | -85 | -84 | -85  | -84 | -81 | -85  | -82 |
| <b>FR</b> | -79            | IV-95  | -69   | -52  | III-07 | -58  | -63 | -60 | -61  | -59 | -58 | -62  | -56 |
| <b>IT</b> | -88            | IV-06  | -73   | -59  | III-98 | -88  | -83 | -84 | -80  | -85 | -82 | -83  | -84 |
| <b>CY</b> | -73            | III-06 | -61   | -46  | III-01 | -66  | -63 | -64 | -56  | -62 | -63 | -68  | -64 |
| <b>LV</b> | -77            | IV-95  | -51   | -10  | I-02   | -25  | -23 | -36 | -40  | -41 | -52 | -63  | -54 |
| <b>LT</b> | -82            | I-10   | -61   | -52  | I-07   | -57  | -61 | -60 | -71  | -78 | -77 | -76  | -82 |
| <b>LU</b> | -45            | I-03   | -33   | -22  | II-04  | -33  | -38 | -37 | -36  | -27 | -40 | -34  | -40 |
| <b>HU</b> | -86            | I-10   | -64   | -23  | III-00 | -80  | -77 | -80 | -84  | -84 | -80 | -81  | -86 |
| <b>MT</b> | -71            | III-06 | -64   | -54  | IV-09  | -59  | -59 | -58 | -63  | -61 | -63 | -54  | -58 |
| <b>NL</b> | -59            | II-96  | -48   | -35  | IV-00  | -49  | -45 | -45 | -50  | -44 | -47 | -52  | -43 |
| <b>AT</b> | -50            | III-02 | -36   | -21  | II-06  | -33  | -32 | -34 | -34  | -27 | -28 | -22  | -23 |
| <b>PL</b> | -48            | III-03 | -38   | -30  | II-04  | -40  | -47 | -40 | -39  | -42 | -38 | -37  | -42 |
| <b>PT</b> | -83            | IV-08  | -65   | -45  | I-98   | -80  | -82 | -83 | -83  | -82 | -82 | -77  | -73 |
| <b>RO</b> | -60            | I-10   | -49   | -40  | I-07   | -42  | -44 | -42 | -45  | -56 | -59 | -60  | -60 |
| <b>SI</b> | -54            | IV-09  | -33   | -16  | III-07 | -52  | -49 | -41 | -47  | -50 | -48 | -54  | -48 |
| <b>SK</b> | -63            | III-04 | -55   | -46  | III-07 | -47  | -48 | -48 | -57  | -59 | -57 | -60  | -56 |
| <b>FI</b> | -72            | III-98 | -60   | -45  | II-08  | -45  | -47 | -52 | -54  | -49 | -50 | -48  | -50 |
| <b>SE</b> | -47            | II-96  | -27   | -12  | IV-09  | -16  | -19 | -26 | -22  | -21 | -21 | -12  | -22 |
| <b>UK</b> | -74            | III-96 | -53   | -35  | I-04   | -50  | -50 | -56 | -58  | -49 | -52 | -53  | -51 |

(a) Balances: i.e., differences between the percentages of respondents giving positive and negative replies.

TABLE 5: Monthly survey of retail trade (s.a.) <sup>(a)(b)(d)</sup>

|  |           | Since 1990 (*) |       |       |      |       |      | 2009 |     |     |     |     |     |     | 2010 |     |     |     |     |
|--|-----------|----------------|-------|-------|------|-------|------|------|-----|-----|-----|-----|-----|-----|------|-----|-----|-----|-----|
|  |           | Min.           |       | Ave.  |      | Max.  |      | Apr  | May | Jun | Jul | Aug | Sep | Oct | Nov  | Dec | Jan | Feb | Mar |
|  |           | Value          | Date  | Value | Date | Value | Date |      |     |     |     |     |     |     |      |     |     |     |     |
| RETAIL TRADE                                 | <b>EU</b> | -25            | 01-09 | -6    | 6    | 08-07 | -21  | -17  | -17 | -14 | -12 | -11 | -12 | -6  | -6   | -3  | -5  | -4  |     |
| CONFIDENCE                                   | <b>EA</b> | -21            | 02-93 | -7    | 7    | 08-90 | -20  | -14  | -17 | -13 | -14 | -15 | -15 | -11 | -10  | -5  | -8  | -6  |     |
| INDICATOR                                    | <b>BE</b> | -29            | 01-09 | -6    | 13   | 04-90 | -19  | -15  | -16 | -13 | -14 | -21 | -14 | -10 | -4   | 1   | -2  | -4  |     |
|  | <b>BG</b> | -15            | 08-09 | 17    | 32   | 06-00 | -8   | -11  | -13 | -15 | -15 | -6  | -8  | -6  | -5   | -5  | -4  | -2  |     |
|  | <b>CZ</b> | -2             | 10-09 | 15    | 28   | 02-08 | 11   | 11   | 5   | 3   | 1   | 0   | -2  | 2   | -2   | 3   | 4   | 4   |     |
|  | <b>DK</b> | -33            | 02-09 | 15    | 37   | 11-94 | -23  | -20  | -20 | -13 | -6  | -10 | -1  | 0   | 0    | 3   | 1   | 9   |     |
|  | <b>DE</b> | -41            | 01-03 | -16   | 19   | 12-90 | -27  | -23  | -21 | -19 | -18 | -16 | -20 | -14 | -14  | -15 | -23 | -17 |     |
|  | <b>EE</b> | -46            | 06-09 | 9     | 36   | 04-07 | -45  | -42  | -46 | -38 | -34 | -32 | -30 | -29 | -24  | -18 | -16 | -14 |     |
|  | <b>IE</b> | -21            | 05-03 | 1     | 24   | 06-00 | :    | :    | :   | :   | :   | :   | :   | :   | :    | :   | :   | :   |     |
|  | <b>EL</b> | -38            | 03-09 | 4     | 39   | 07-07 | -35  | -20  | -12 | -7  | -9  | -7  | 3   | 2   | -4   | -11 | -17 | -32 |     |
|  | <b>ES</b> | -36            | 02-93 | -9    | 10   | 06-00 | -29  | -22  | -22 | -22 | -23 | -22 | -21 | -22 | -24  | -20 | -11 | -12 |     |
|  | <b>FR</b> | -37            | 04-97 | -13   | 9    | 12-07 | -25  | -8   | -24 | -17 | -13 | -16 | -11 | -12 | -7   | -6  | -8  | -14 |     |
|  | <b>IT</b> | -19            | 09-96 | 10    | 39   | 09-95 | 7    | 2    | 4   | 8   | -4  | -10 | -14 | -2  | -2   | 23  | 16  | 28  |     |
|  | <b>CY</b> | -29            | 04-09 | -4    | 17   | 05-07 | -29  | -25  | -21 | -23 | -26 | -20 | -26 | -28 | -27  | -26 | -24 | -16 |     |
|  | <b>LV</b> | -35            | 02-09 | 7     | 23   | 03-07 | -29  | -27  | -27 | -26 | -26 | -24 | -22 | -19 | -16  | -17 | -17 | -7  |     |
|  | <b>LT</b> | -58            | 04-09 | -2    | 42   | 01-07 | -58  | -35  | -37 | -37 | -41 | -45 | -36 | -42 | -40  | -28 | -25 | -23 |     |
|  | <b>HU</b> | -41            | 03-09 | -11   | 9    | 11-97 | -36  | -33  | -29 | -30 | -23 | -28 | -21 | -23 | -17  | -22 | -13 | -13 |     |
|  | <b>NL</b> | -16            | 12-03 | 12    | 29   | 10-99 | :    | :    | :   | :   | :   | :   | :   | :   | :    | :   | :   | :   |     |
|  | <b>AT</b> | -29            | 03-03 | -11   | 4    | 07-00 | -22  | -13  | -13 | -15 | -10 | -10 | -6  | -4  | -6   | -2  | -6  | -2  |     |
|  | <b>PL</b> | -16            | 03-03 | -3    | 8    | 10-07 | -10  | -8   | -11 | -10 | -5  | -6  | -6  | -6  | -5   | -8  | -3  | -1  |     |
|  | <b>PT</b> | -29            | 02-09 | -9    | 4    | 01-99 | -28  | -20  | -17 | -19 | -15 | -15 | -13 | -13 | -17  | -11 | -12 | -8  |     |
|  | <b>RO</b> | -22            | 07-09 | 14    | 36   | 12-97 | -20  | -18  | -18 | -22 | -21 | -10 | -20 | -15 | -17  | -18 | -12 | -10 |     |
|  | <b>SI</b> | -23            | 06-09 | 12    | 37   | 09-07 | -20  | -20  | -23 | -22 | -15 | -15 | -16 | -14 | -10  | -7  | -8  | -6  |     |
|  | <b>SK</b> | -23            | 03-09 | 9     | 34   | 11-98 | -23  | -21  | -21 | -23 | -15 | -15 | -12 | -15 | -10  | -10 | -9  | -9  |     |
|  | <b>FI</b> | -21            | 06-09 | -1    | 27   | 08-07 | -17  | -20  | -21 | -14 | -16 | -14 | -16 | -7  | -5   | -6  | -3  | 1   |     |
|  | <b>SE</b> | -26            | 12-08 | 9     | 40   | 01-10 | -17  | -6   | 0   | -1  | 14  | 18  | 17  | 27  | 32   | 40  | 32  | 31  |     |
|  | <b>UK</b> | -49            | 01-09 | -6    | 20   | 06-04 | -27  | -27  | -22 | -20 | -10 | -1  | -4  | 8   | 2    | -1  | 3   | -2  |     |
| PRESENT BUSINESS SITUATION (Question 1)      | <b>EU</b> | -30            | 12-08 | -6    | 18   | 04-90 | -27  | -20  | -24 | -18 | -17 | -13 | -18 | -10 | -10  | -3  | -5  | -6  |     |
|  | <b>EA</b> | -29            | 12-94 | -7    | 20   | 06-90 | -26  | -18  | -24 | -16 | -20 | -21 | -24 | -19 | -15  | -6  | -12 | -9  |     |
|  | <b>BE</b> | -41            | 10-95 | -6    | 29   | 06-00 | -21  | -14  | -20 | -14 | -9  | -26 | -17 | -11 | -8   | 7   | -3  | -5  |     |
|  | <b>BG</b> | -38            | 08-09 | 19    | 54   | 11-97 | -25  | -26  | -31 | -36 | -38 | -23 | -26 | -21 | -19  | -19 | -18 | -7  |     |
|  | <b>CZ</b> | -5             | 10-09 | 31    | 64   | 11-07 | 22   | 21   | 14  | 15  | 12  | 4   | -5  | 4   | -1   | 7   | 5   | 6   |     |
| Component of the retail confidence indicator | <b>DK</b> | -45            | 03-09 | 25    | 57   | 11-94 | -39  | -36  | -36 | -25 | -15 | -18 | -12 | -9  | -10  | -4  | -2  | 8   |     |
|  | <b>DE</b> | -54            | 12-02 | -17   | 46   | 11-90 | -15  | -10  | -14 | -4  | -6  | -2  | -12 | -7  | -10  | -10 | -22 | -13 |     |
|  | <b>EE</b> | -61            | 06-09 | 24    | 73   | 04-07 | -61  | -55  | -61 | -48 | -37 | -38 | -46 | -45 | -43  | -31 | -26 | -26 |     |
|  | <b>IE</b> | -30            | 05-03 | 3     | 37   | 06-98 | :    | :    | :   | :   | :   | :   | :   | :   | :    | :   | :   | :   |     |
|  | <b>EL</b> | -57            | 04-09 | -1    | 65   | 09-07 | -57  | -37  | -18 | -5  | -3  | 4   | -1  | 6   | -7   | -17 | -22 | -45 |     |
|  | <b>ES</b> | -72            | 07-93 | -32   | 4    | 06-00 | -67  | -61  | -59 | -58 | -49 | -56 | -53 | -55 | -54  | -51 | -44 | -41 |     |
|  | <b>FR</b> | -50            | 03-93 | -11   | 26   | 12-07 | -34  | -11  | -39 | -26 | -24 | -34 | -29 | -22 | -18  | -10 | -17 | -24 |     |
|  | <b>IT</b> | -42            | 01-95 | 16    | 73   | 01-93 | -6   | -6   | -2  | 3   | -21 | -19 | -28 | -17 | 0    | 33  | 25  | 43  |     |
|  | <b>CY</b> | -50            | 10-09 | -23   | 21   | 04-07 | -37  | -42  | -40 | -38 | -41 | -39 | -50 | -48 | -41  | -41 | -41 | -30 |     |
|  | <b>LV</b> | -60            | 02-09 | 3     | 37   | 03-07 | -52  | -50  | -46 | -44 | -43 | -45 | -39 | -34 | -31  | -37 | -35 | -27 |     |
|  | <b>LT</b> | -58            | 09-09 | -5    | 75   | 01-07 | -49  | -36  | -47 | -37 | -31 | -58 | -54 | -53 | -48  | -51 | -47 | -35 |     |
|  | <b>HU</b> | -60            | 03-09 | -12   | 16   | 03-98 | -58  | -53  | -48 | -43 | -37 | -51 | -42 | -42 | -40  | -43 | -34 | -38 |     |
|  | <b>NL</b> | -27            | 12-03 | 27    | 57   | 06-99 | :    | :    | :   | :   | :   | :   | :   | :   | :    | :   | :   | :   |     |
|  | <b>AT</b> | -36            | 04-03 | -8    | 17   | 05-07 | -22  | -7   | -8  | -10 | -3  | -4  | 2   | 3   | 6    | 11  | 3   | 3   |     |
|  | <b>PL</b> | -32            | 10-01 | -7    | 19   | 11-07 | -11  | -4   | -13 | -12 | -6  | -9  | -11 | -10 | -10  | -15 | -7  | -6  |     |
|  | <b>PT</b> | -52            | 04-09 | -23   | 3    | 07-99 | -52  | -44  | -44 | -46 | -41 | -43 | -37 | -38 | -38  | -34 | -33 | -25 |     |
|  | <b>RO</b> | -42            | 08-09 | 22    | 57   | 09-97 | -26  | -32  | -37 | -37 | -42 | -16 | -31 | -25 | -29  | -29 | -29 | -21 |     |
|  | <b>SI</b> | -42            | 03-09 | 18    | 58   | 12-07 | -31  | -31  | -33 | -35 | -38 | -26 | -38 | -39 | -33  | -24 | -31 | -22 |     |
|  | <b>SK</b> | -35            | 06-95 | 12    | 58   | 11-98 | -23  | -20  | -26 | -32 | -27 | -24 | -19 | -32 | -28  | -31 | -27 | -21 |     |
|  | <b>FI</b> | -29            | 06-09 | 11    | 51   | 09-07 | -22  | -26  | -29 | -17 | -24 | -26 | -24 | -16 | -14  | -6  | -4  | -2  |     |
|  | <b>SE</b> | -31            | 01-09 | 15    | 65   | 07-06 | -23  | -3   | 6   | -4  | 26  | 33  | 22  | 42  | 52   | 56  | 47  | 38  |     |
|  | <b>UK</b> | -62            | 01-09 | -6    | 42   | 06-04 | -31  | -31  | -26 | -26 | -13 | 9   | -1  | 14  | 2    | 7   | 15  | -3  |     |
| VOLUME OF STOCKS (Question 2)                | <b>EU</b> | 21             | 09-92 | 15    | 7    | 08-09 | 12   | 10   | 10  | 9   | 7   | 9   | 10  | 9   | 7    | 8   | 9   | 9   |     |
|  | <b>EA</b> | 22             | 09-96 | 15    | 7    | 01-91 | 11   | 8    | 9   | 10  | 10  | 11  | 10  | 10  | 9    | 7   | 8   | 9   |     |
|  | <b>BE</b> | 32             | 03-92 | 12    | -6   | 07-09 | -2   | 1    | 0   | -6  | 4   | 4   | 4   | 2   | -1   | 1   | -2  | 2   |     |
|  | <b>BG</b> | 12             | 11-00 | -13   | -55  | 03-97 | -1   | 3    | 1   | 0   | -1  | -3  | -5  | -4  | -4   | -1  | -3  | -3  |     |
|  | <b>CZ</b> | 27             | 05-95 | 10    | 0    | 03-00 | 0    | 0    | 7   | 10  | 10  | 10  | 12  | 13  | 13   | 13  | 10  | 9   |     |
|  | <b>DK</b> | 33             | 12-08 | 18    | -1   | 04-98 | 20   | 23   | 19  | 18  | 15  | 16  | 7   | 7   | 9    | 10  | 18  | 13  |     |
|  | <b>DE</b> | 40             | 01-03 | 24    | 3    | 01-91 | 21   | 20   | 19  | 20  | 21  | 22  | 26  | 21  | 23   | 23  | 23  | 22  |     |
|  | <b>EE</b> | 37             | 06-09 | 14    | 0    | 09-06 | 35   | 34   | 37  | 30  | 32  | 27  | 18  | 18  | 15   | 14  | 11  | 9   |     |
|  | <b>IE</b> | 25             | 08-98 | 10    | -5   | 06-00 | :    | :    | :   | :   | :   | :   | :   | :   | :    | :   | :   | :   |     |
|  | <b>EL</b> | 41             | 12-93 | 14    | -7   | 11-02 | 26   | 17   | 8   | 3   | 3   | 10  | -1  | 2   | 9    | 7   | 6   | 7   |     |
|  | <b>ES</b> | 25             | 06-06 | 5     | -8   | 02-96 | 1    | 0    | -2  | -2  | 6   | -5  | -6  | 2   | 4    | 8   | -4  | -2  |     |
|  | <b>FR</b> | 21             | 09-98 | 11    | -14  | 03-09 | 8    | -10  | 3   | 3   | 0   | 4   | -2  | 7   | -3   | -2  | 2   | 13  |     |
|  | <b>IT</b> | 43             | 09-96 | 8     | -8   | 09-99 | 1    | 8    | 5   | 9   | 10  | 9   | 10  | 5   | 3    | -6  | 3   | -6  |     |
|  | <b>CY</b> | 26             | 11-09 | 0     | -16  | 04-05 | 25   | 14   | 14  | 19  | 15  | 11  | 20  | 26  | 21   | 20  | 21  | 19  |     |
|  | <b>LV</b> | 8              | 12-02 | -2    | -18  | 07-96 | 1    | 5    | 2   | 3   | 0   | -1  | -2  | -4  | -4   | -6  | -6  | -9  |     |
|  | <b>LT</b> | 50             | 04-09 | 2     | -21  | 12-99 | 50   | 21   | 22  | 26  | 28  | 21  | 19  | 18  | 13   | 4   | 0   | 2   |     |
|  | <b>HU</b> | 33             | 01-99 | 21    | 2    | 12-09 | 10   | 13   | 13  | 16  | 15  | 11  | 16  | 13  | 2    | 8   | 8   | 6   |     |
|  | <b>NL</b> | 19             | 06-05 | 11    | 5    | 07-97 | :    | :    | :   | :   | :   | :   | :   | :   | :    | :   | :   | :   |     |
|  | <b>AT</b> | 36             | 01-96 | 24    | -2   | 01-00 | 21   | 19   | 20  | 20  | 17  | 21  | 20  | 16  | 21   | 13  | 16  | 14  |     |
|  | <b>PL</b> | 9              | 12-08 | -2    | -18  | 12-93 | 6    | 6    | 6   | 6   | 6   | 6   | 6   | 7   | 7    | 8   | 8   | 7   |     |
|  | <b>PT</b> | 25             | 06-90 | 9     | -3   | 12-03 | 10   | 4    | 4   | 6   | 0   | 0   | -1  | -2  | 9    | -1  | -1  | -1  |     |
|  | <b>RO</b> | 55             | 10-95 | 4     | -20  | 12-94 | 20   | 11   | 10  | 13  | 11  | 3   | 9   | 9   | 10   |     |     |     |     |

TABLE 5 (continued): Monthly survey of retail trade (s.a.)<sup>(a)(b)(d)</sup>

|  |   | Since 1990 (*) |       |       |       | 2009  |       |     |     |     |     |     |     | 2010 |     |     |     |     |    |
|--|---|----------------|-------|-------|-------|-------|-------|-----|-----|-----|-----|-----|-----|------|-----|-----|-----|-----|----|
|  |   | Min.           |       | Ave.  |       | Apr   | May   | Jun | Jul | Aug | Sep | Oct | Nov | Dec  | Jan | Feb | Mar |     |    |
|  |   | Value          | Date  | Value | Date  |       |       |     |     |     |     |     |     |      |     |     |     |     |    |
| EXPECTED                                     | <b>EU</b>                                 | -27            | 02-09 | 3     | 18    | 04-07 | -24   | -20 | -18 | -16 | -13 | -10 | -8  | 1    | -2  | 1   | -1  | 3   |    |
| BUSINESS SITUATION (Question 4)              | <b>EA</b>                                 | -25            | 02-93 | 0     | 17    | 06-06 | -22   | -17 | -17 | -14 | -12 | -14 | -12 | -4   | -6  | -2  | -5  | -1  |    |
| Component of the retail confidence indicator | <b>BE</b>                                 | -43            | 02-09 | 0     | 22    | 04-98 | -38   | -31 | -29 | -30 | -29 | -34 | -23 | -16  | -6  | -5  | -5  | -4  |    |
|  | <b>BG</b>                                 | -33            | 02-97 | 18    | 58    | 01-07 | 2     | -5  | -6  | -10 | -9  | 1   | -4  | -3   | 1   | 3   | 4   | -2  |    |
|  | <b>CZ</b>                                 | 1              | 08-09 | 23    | 46    | 02-02 | 12    | 11  | 7   | 5   | 1   | 7   | 11  | 15   | 9   | 15  | 16  | 17  |    |
|  | <b>DK</b>                                 | -29            | 02-09 | 38    | 71    | 07-94 | -8    | 0   | -6  | 4   | 13  | 5   | 16  | 17   | 20  | 25  | 24  | 32  |    |
|  | <b>DE</b>                                 | -46            | 04-09 | -8    | 26    | 12-90 | -46   | -40 | -31 | -33 | -27 | -23 | -23 | -14  | -10 | -13 | -25 | -16 |    |
|  | <b>EE</b>                                 | -48            | 03-09 | 18    | 64    | 01-03 | -38   | -35 | -38 | -37 | -34 | -31 | -27 | -23  | -14 | -8  | -11 | -7  |    |
|  | <b>IE</b>                                 | -31            | 07-03 | 9     | 44    | 11-97 | :     | :   | :   | :   | :   | :   | :   | :    | :   | :   | :   | :   |    |
|  | <b>EL</b>                                 | -45            | 03-10 | 27    | 71    | 07-07 | -23   | -7  | -9  | -12 | -19 | -15 | 9   | 1    | 3   | -8  | -22 | -45 |    |
|  | <b>ES</b>                                 | -34            | 02-93 | 10    | 34    | 04-91 | -20   | -5  | -9  | -11 | -15 | -15 | -15 | -9   | -13 | -2  | 7   | 3   |    |
|  | <b>FR</b>                                 | -64            | 02-93 | -18   | 19    | 10-04 | -32   | -21 | -30 | -21 | -14 | -8  | -6  | -6   | -6  | -9  | -5  | -6  |    |
|  | <b>IT</b>                                 | -20            | 02-93 | 21    | 64    | 02-08 | 27    | 19  | 18  | 28  | 18  | -3  | -4  | 17   | -3  | 29  | 24  | 34  |    |
|  | <b>CY</b>                                 | -31            | 02-09 | 11    | 52    | 02-08 | -25   | -20 | -9  | -12 | -20 | -9  | -9  | -10  | -20 | -19 | -9  | 2   |    |
|  | <b>LV</b>                                 | -45            | 03-09 | 15    | 37    | 02-07 | -32   | -27 | -35 | -30 | -36 | -29 | -28 | -26  | -20 | -21 | -20 | -4  |    |
|  | <b>LT</b>                                 | -74            | 04-09 | 1     | 62    | 11-06 | -74   | -49 | -43 | -48 | -64 | -57 | -34 | -54  | -59 | -31 | -27 | -32 |    |
|  | <b>HU</b>                                 | -50            | 03-09 | 0     | 39    | 02-98 | -41   | -32 | -24 | -32 | -18 | -22 | -6  | -15  | -8  | -14 | 3   | 4   |    |
|  | <b>NL</b>                                 | -5             | 12-03 | 19    | 41    | 10-99 | :     | :   | :   | :   | :   | :   | :   | :    | :   | :   | :   | :   |    |
|  | <b>AT</b>                                 | -29            | 03-09 | -2    | 15    | 07-00 | -23   | -13 | -10 | -14 | -11 | -5  | 0   | 1    | -2  | -3  | -5  | 4   |    |
|  | <b>PL</b>                                 | -29            | 01-02 | -4    | 12    | 12-07 | -12   | -13 | -14 | -12 | -4  | -2  | -2  | -2   | 3   | 0   | 6   | 9   |    |
|  | <b>PT</b>                                 | -34            | 02-09 | 5     | 39    | 01-90 | -20   | -13 | -4  | -4  | -4  | -3  | -3  | -3   | -3  | 0   | -5  | 0   |    |
|  | <b>RO</b>                                 | -36            | 10-94 | 23    | 74    | 11-95 | -15   | -11 | -9  | -16 | -11 | -11 | -19 | -13  | -10 | -17 | -1  | -3  |    |
|  | <b>SI</b>                                 | -23            | 01-09 | 29    | 55    | 09-07 | -5    | -10 | -19 | -13 | 12  | -3  | 7   | 13   | 16  | 13  | 18  | 16  |    |
|  | <b>SK</b>                                 | -35            | 03-09 | 23    | 60    | 12-96 | -27   | -22 | -20 | -23 | -5  | -5  | -1  | -2   | 6   | 4   | 0   | 0   |    |
|  | <b>FI</b>                                 | -26            | 06-09 | 12    | 44    | 09-07 | -22   | -24 | -26 | -18 | -20 | -15 | -18 | -4   | 1   | -5  | -3  | 5   |    |
|  | <b>SE</b>                                 | -16            | 01-09 | 42    | 73    | 01-10 | -6    | 6   | 16  | 20  | 31  | 38  | 43  | 50   | 54  | 73  | 55  | 63  |    |
|  | <b>UK</b>                                 | -59            | 01-09 | 7     | 40    | 01-97 | -34   | -35 | -29 | -28 | -22 | -7  | -1  | 13   | 5   | -1  | 2   | 4   |    |
|  | INTENTIONS OF PLACING ORDERS (Question 3) | <b>EU</b>      | -31   | 02-09 | -2    | 13    | 02-90 | -30 | -26 | -24 | -19 | -14 | -14 | -15  | -4  | -7  | -6  | -6  | -5 |
|  | <b>EA</b>                                 | -29            | 04-09 | -4    | 15    | 02-90 | -29   | -23 | -24 | -18 | -17 | -18 | -19 | -9   | -13 | -10 | -9  | -10 |    |
| <b>BE</b>                                    | -36                                       | 01-09          | -7    | 15    | 03-90 | -30   | -33   | -33 | -30 | -24 | -29 | -30 | -14 | -14  | -13 | -11 | -8  |     |    |
| <b>BG</b>                                    | -39                                       | 02-97          | 13    | 51    | 01-07 | 0     | -6    | -3  | -4  | -10 | -3  | 1   | -6  | 2    | 4   | 5   | 0   |     |    |
| <b>CZ</b>                                    | -34                                       | 02-96          | 24    | 56    | 02-95 | 5     | 12    | 7   | 7   | 0   | 7   | 9   | 4   | 1    | 2   | 1   | 6   |     |    |
| <b>DK</b>                                    | -39                                       | 03-09          | 16    | 58    | 07-94 | -22   | -24   | -21 | -16 | -5  | -14 | 3   | -1  | 0    | 9   | 3   | 5   |     |    |
| <b>DE</b>                                    | -42                                       | 08-02          | -15   | 24    | 01-91 | -33   | -29   | -29 | -25 | -24 | -26 | -32 | -25 | -23  | -15 | -21 | -19 |     |    |
| <b>EE</b>                                    | -59                                       | 03-09          | 9     | 37    | 08-07 | -51   | -38   | -48 | -43 | -43 | -40 | -32 | -24 | -15  | -13 | -16 | -11 |     |    |
| <b>IE</b>                                    | -43                                       | 05-03          | -6    | 27    | 08-00 | :     | :     | :   | :   | :   | :   | :   | :   | :    | :   | :   | :   |     |    |
| <b>EL</b>                                    | -52                                       | 03-10          | 10    | 47    | 07-07 | -45   | -21   | -16 | -15 | -23 | -19 | -6  | -11 | -8   | -16 | -22 | -52 |     |    |
| <b>ES</b>                                    | -37                                       | 12-08          | 1     | 21    | 01-90 | -32   | -23   | -27 | -14 | -13 | -21 | -21 | -17 | -30  | -24 | -9  | -16 |     |    |
| <b>FR</b>                                    | -37                                       | 12-92          | -13   | 11    | 10-99 | -32   | -29   | -30 | -20 | -20 | -18 | -12 | -11 | -11  | -12 | -11 | -13 |     |    |
| <b>IT</b>                                    | -24                                       | 09-97          | 22    | 69    | 03-92 | -16   | -3    | 1   | 4   | 2   | 5   | -9  | 28  | 7    | 14  | 15  | 19  |     |    |
| <b>CY</b>                                    | -51                                       | 06-02          | -7    | 32    | 03-07 | -37   | -38   | -37 | -32 | -32 | -26 | -28 | -22 | -35  | -24 | -29 | -25 |     |    |
| <b>LV</b>                                    | -55                                       | 02-09          | 6     | 30    | 02-07 | -43   | -41   | -44 | -39 | -39 | -36 | -35 | -32 | -23  | -27 | -26 | -16 |     |    |
| <b>LT</b>                                    | -86                                       | 11-09          | 4     | 56    | 12-06 | -79   | -56   | -44 | -47 | -60 | -65 | -79 | -86 | -65  | -52 | -32 | -37 |     |    |
| <b>HU</b>                                    | -49                                       | 02-09          | -8    | 22    | 05-98 | -42   | -40   | -28 | -35 | -25 | -30 | -14 | -24 | -16  | -22 | -8  | -5  |     |    |
| <b>NL</b>                                    | -22                                       | 09-03          | 3     | 25    | 08-99 | :     | :     | :   | :   | :   | :   | :   | :   | :    | :   | :   | :   |     |    |
| <b>AT</b>                                    | -42                                       | 03-99          | -28   | -10   | 08-07 | -33   | -25   | -23 | -28 | -25 | -27 | -20 | -17 | -21  | -13 | -14 | -11 |     |    |
| <b>PL</b>                                    | -27                                       | 01-02          | -4    | 10    | 12-07 | -13   | -13   | -14 | -13 | -6  | -4  | -4  | -4  | -1   | -7  | 1   | 3   |     |    |
| <b>PT</b>                                    | -42                                       | 03-09          | -14   | 12    | 11-98 | -38   | -35   | -29 | -28 | -27 | -18 | -22 | -21 | -18  | -17 | -17 | -9  |     |    |
| <b>RO</b>                                    | -27                                       | 01-10          | 18    | 81    | 03-97 | -17   | -11   | -8  | -13 | -8  | -10 | -18 | -7  | -7   | -27 | -7  | -18 |     |    |
| <b>SI</b>                                    | -42                                       | 03-09          | 13    | 32    | 08-06 | -9    | -14   | -21 | -13 | -10 | -16 | -10 | -11 | -3   | 10  | -3  | -2  |     |    |
| <b>SK</b>                                    | -19                                       | 03-96          | 34    | 78    | 01-02 | 4     | -1    | -4  | 1   | 16  | 24  | 20  | 21  | 29   | 26  | 29  | 14  |     |    |
| <b>FI</b>                                    | -38                                       | 03-09          | -4    | 26    | 06-07 | -33   | -36   | -32 | -28 | -31 | -25 | -21 | -14 | -16  | -15 | -9  | -6  |     |    |
| <b>SE</b>                                    | -29                                       | 01-09          | 16    | 52    | 01-10 | -23   | -10   | 2   | -4  | 17  | 21  | 19  | 31  | 40   | 52  | 41  | 49  |     |    |
| <b>UK</b>                                    | -65                                       | 01-09          | 0     | 34    | 08-96 | -35   | -40   | -29 | -25 | -11 | -9  | -6  | 9   | 6    | -2  | -4  | 5   |     |    |
| EMPLOYMENT EXPECTATIONS (Question 5)         | <b>EU</b>                                 | -18            | 01-09 | -2    | 9     | 07-00 | -16   | -12 | -15 | -13 | -13 | -8  | -7  | -9   | -7  | -6  | -2  | -3  |    |
| <b>EA</b>                                    | -12                                       | 06-09          | -1    | 11    | 10-06 | -11   | -8    | -12 | -10 | -9  | -6  | -6  | -8  | -6   | -8  | -5  | -4  |     |    |
| <b>BE</b>                                    | -17                                       | 04-09          | 3     | 16    | 01-07 | -17   | -12   | -11 | -9  | -4  | -10 | -5  | -7  | -4   | -13 | -9  | 5   |     |    |
| <b>BG</b>                                    | -21                                       | 10-00          | 0     | 19    | 09-06 | -1    | -4    | -6  | -9  | -10 | -8  | -9  | -8  | -7   | -4  | -5  | -10 |     |    |
| <b>CZ</b>                                    | -37                                       | 01-95          | 4     | 28    | 09-07 | 2     | 0     | -4  | -2  | 5   | 0   | -4  | -1  | 3    | 11  | 4   | 0   |     |    |
| <b>DK</b>                                    | -17                                       | 03-09          | 7     | 28    | 05-00 | -15   | -12   | -11 | -9  | -4  | -9  | -5  | -1  | -1   | 0   | -3  | -2  |     |    |
| <b>DE</b>                                    | -37                                       | 01-03          | -11   | 9     | 03-91 | -15   | -12   | -11 | -10 | -9  | -6  | -7  | -11 | -9   | -9  | -8  | -10 |     |    |
| <b>EE</b>                                    | -51                                       | 03-09          | -1    | 25    | 04-07 | -45   | -43   | -46 | -38 | -34 | -40 | -28 | -36 | -28  | -21 | -13 | -11 |     |    |
| <b>IE</b>                                    | -17                                       | 05-03          | 0     | 22    | 03-98 | :     | :     | :   | :   | :   | :   | :   | :   | :    | :   | :   | :   |     |    |
| <b>EL</b>                                    | -22                                       | 03-10          | 26    | 62    | 03-98 | -3    | 11    | 14  | 19  | -4  | 5   | 4   | -8  | 6    | 5   | 13  | -22 |     |    |
| <b>ES</b>                                    | -19                                       | 12-08          | -1    | 8     | 12-98 | -17   | -11   | -14 | -17 | -11 | -16 | -16 | -12 | -15  | -9  | -10 | -11 |     |    |
| <b>FR</b>                                    | -22                                       | 06-09          | -3    | 12    | 10-00 | -19   | -21   | -22 | -20 | -20 | -17 | -16 | -13 | -11  | -6  | -8  | -5  |     |    |
| <b>IT</b>                                    | -34                                       | 01-97          | 14    | 57    | 01-08 | 14    | 20    | 1   | 8   | 8   | 20  | 14  | 10  | 12   | -7  | 5   | 16  |     |    |
| <b>CY</b>                                    | -10                                       | 08-09          | 0     | 12    | 05-08 | -8    | -8    | -8  | -6  | -10 | -7  | -3  | -3  | -6   | -6  | -5  | -1  |     |    |
| <b>LV</b>                                    | -41                                       | 03-09          | 0     | 25    | 03-07 | -35   | -31   | -36 | -36 | -31 | -38 | -30 | -29 | -23  | -25 | -21 | -15 |     |    |
| <b>LT</b>                                    | -70                                       | 11-09          | -3    | 74    | 11-06 | -64   | -58   | -48 | -59 | -65 | -66 | -70 | -70 | -65  | -63 | -53 | -49 |     |    |
| <b>HU</b>                                    | -48                                       | 09-06          | -10   | 10    | 09-08 | -17   | -20   | -13 | -15 | -14 | -2  | -10 | -11 | -7   | -13 | -7  | -2  |     |    |
| <b>NL</b>                                    | -6  | 08-05          | 2     | 13    | 06-99 | :     | :     | :   | :   | :   | :   | :   | :   | :    | :   | :   | :   |     |    |
| <b>AT</b>                                    | -18                                       | 03-96          | -6    | 3     | 07-99 | -14   | -7    | -6  | -7  | -8  | -6  | -3  | -5  | -5   | -3  | -5  | -3  |     |    |
| <b>PL</b>                                    | -25                                       | 01-02          | -8    | 5     | 02-08 | -8    | -5    | -6  | -5  | -5  | -4  | -3  | -1  | -2   | -2  | -3  | -1  |     |    |
| <b>PT</b>                                    | -23                                       | 05-03          | -6    | 13    | 09-97 | -16   | -21   | -14 | -16 | -17 | -14 | -14 | -17 | -13  | -11 | -8  | -11 |     |    |
| <b>RO</b>                                    | -32                                       | 10-94          | -2    | 64    | 12-98 | -21   | -21   | -22 | -15 | -19 | -11 | -19 | -15 | -14  | -20 | -9  | -16 |     |    |
| <b>SI</b>                                    | -46                                       | 02-99          | -6    | 31    | 12-07 | -30   | -22   | -32 | -36 | -32 | -28 | -27 | -17 | -27  | -32 | -30 | -40 |     |    |
| <b>SK</b>                                    | -71                                       | 12-93          | -4    | 31    | 09-02 | -21   | -19   | -26 | -22 | -18 | -19 | -24 | -26 | -22  | -16 | -21 | -2  |     |    |
| <b>FI</b>                                    | -22                                       | 08-09          | -2    | 17    |       |       |       |     |     |     |     |     |     |      |     |     |     |     |    |

TABLE 5 (continued): **Monthly survey of retail trade (s.a.)** <sup>(a) (b) (d)</sup>

|               | Since 1990 (*) |      |       |      |       |       | 2009 |     |     |     |     |     |     | 2010 |     |     |     |     |
|---------------|----------------|------|-------|------|-------|-------|------|-----|-----|-----|-----|-----|-----|------|-----|-----|-----|-----|
|               | Min.           |      | Ave.  |      | Max.  |       | Apr  | May | Jun | Jul | Aug | Sep | Oct | Nov  | Dec | Jan | Feb | Mar |
|               | Value          | Date | Value | Date | Value | Date  |      |     |     |     |     |     |     |      |     |     |     |     |
| SELLING-PRICE | <b>EU</b>      | -5   | 08-05 | 8    | 31    | 06-08 | 4    | 2   | 5   | 1   | 0   | -2  | -2  | -2   | 4   | 4   | 2   | 3   |
| EXPECTATIONS  | <b>EA</b>      | -10  | 08-09 | 6    | 26    | 06-08 | -4   | -5  | -5  | -5  | -10 | -9  | -9  | -9   | -8  | -6  | -9  | -3  |
| (Question 6)  | <b>BE</b>      | -13  | 08-09 | 5    | 25    | 11-07 | 8    | 6   | -6  | -8  | -13 | -4  | -2  | -6   | -2  | -2  | -5  | 0   |
|               | <b>BG</b>      | -7   | 11-09 | 17   | 47    | 07-08 | 5    | 3   | -2  | -4  | -7  | -1  | -3  | -7   | -1  | 2   | 2   | 5   |
|               | <b>CZ</b>      | -12  | 08-09 | 2    | 21    | 01-04 | -7   | -9  | -5  | -10 | -12 | -10 | -2  | -6   | 1   | 3   | -7  | -5  |
|               | <b>DK</b>      | -5   | 12-03 | 9    | 31    | 02-08 | 3    | 2   | 3   | 0   | -5  | 0   | 0   | 2    | -1  | 5   | 5   | 6   |
|               | <b>DE</b>      | -11  | 12-09 | 11   | 39    | 11-92 | 5    | -4  | 4   | -2  | -10 | -8  | -6  | -8   | -11 | -7  | -5  | -2  |
|               | <b>EE</b>      | -36  | 03-09 | 23   | 53    | 05-04 | -32  | -26 | -20 | 16  | -6  | -8  | -15 | -13  | -10 | 1   | 7   | 15  |
|               | <b>IE</b>      | -4   | 10-05 | 13   | 36    | 11-07 | :    | :   | :   | :   | :   | :   | :   | :    | :   | :   | :   | :   |
|               | <b>EL</b>      | -30  | 04-09 | 9    | 34    | 05-08 | -30  | -23 | -19 | -15 | -11 | -16 | -22 | -21  | -9  | -13 | -9  | -1  |
|               | <b>ES</b>      | -21  | 04-09 | 12   | 29    | 01-05 | -21  | -12 | -9  | -11 | -11 | -12 | -10 | -14  | -16 | -6  | -11 | -4  |
|               | <b>FR</b>      | -30  | 03-09 | -8   | 14    | 11-07 | -19  | -20 | -17 | -12 | -17 | -9  | -11 | -10  | -7  | -6  | -6  | -2  |
|               | <b>IT</b>      | -23  | 02-10 | 13   | 61    | 06-08 | 18   | 13  | 4   | 7   | -2  | -6  | -12 | -9   | 2   | -6  | -23 | -11 |
|               | <b>CY</b>      | -14  | 07-09 | 3    | 21    | 05-04 | -2   | -9  | -10 | -14 | -10 | -10 | -3  | -1   | -10 | -3  | -1  | 0   |
|               | <b>LV</b>      | -25  | 10-09 | 29   | 59    | 12-07 | -14  | -17 | -17 | -20 | -24 | -24 | -25 | -22  | -23 | -23 | -13 | -9  |
|               | <b>LT</b>      | -39  | 05-09 | 5    | 37    | 10-07 | -35  | -39 | -34 | -35 | -22 | -9  | -32 | -5   | -6  | -29 | -11 | 1   |
|               | <b>HU</b>      | :    | :     | :    | :     | :     | :    | :   | :   | :   | :   | :   | :   | :    | :   | :   | :   | :   |
|               | <b>NL</b>      | :    | :     | :    | :     | :     | :    | :   | :   | :   | :   | :   | :   | :    | :   | :   | :   | :   |
|               | <b>AT</b>      | -5   | 05-03 | 5    | 19    | 02-08 | 2    | 4   | 6   | 1   | 0   | 1   | 0   | 2    | 1   | 5   | 6   | 6   |
|               | <b>PL</b>      | -3   | 06-02 | 21   | 42    | 07-08 | 39   | 32  | 33  | 34  | 29  | 25  | 24  | 24   | 23  | 16  | 10  | 8   |
|               | <b>PT</b>      | -20  | 07-03 | 9    | 26    | 07-05 | -4   | 2   | -7  | -6  | 0   | -3  | 4   | 1    | -7  | -2  | 5   | 3   |
|               | <b>RO</b>      | 7    | 07-09 | 35   | 57    | 10-04 | 13   | 11  | 11  | 7   | 9   | 9   | 11  | 17   | 21  | 28  | 14  | 14  |
|               | <b>SI</b>      | -27  | 02-09 | 7    | 36    | 02-08 | 2    | 0   | 6   | -11 | -10 | 13  | -18 | 9    | -10 | 18  | 27  | 19  |
|               | <b>SK</b>      | -36  | 07-09 | 11   | 51    | 01-04 | -30  | -35 | -33 | -36 | -29 | -23 | -19 | -12  | -20 | -13 | -18 | -14 |
|               | <b>FI</b>      | -35  | 09-09 | 2    | 40    | 05-08 | -19  | -9  | -18 | -18 | -26 | -35 | -26 | -10  | -15 | -9  | -4  | -10 |
|               | <b>SE</b>      | -29  | 03-05 | 6    | 41    | 07-08 | 11   | 15  | 17  | 21  | 9   | 11  | 15  | 15   | 10  | 14  | 15  | 11  |
|               | <b>UK</b>      | -14  | 07-05 | 15   | 56    | 07-08 | 28   | 21  | 36  | 17  | 33  | 14  | 17  | 18   | 42  | 34  | 38  | 22  |

(a) The indicator is the arithmetic average of the balances (%) for the present and the future business situation, and for stocks – with inverted sign.

(b) United Kingdom: refers to the volume of sales for the time of the year.

(c) The survey for the Netherlands is temporarily discontinued.

(d) With effect from May 2008, a number of partner institutes in the programme have changed; this may cause a break in some series. Details of the changes are available on the BCS website.

TABLE 6: Monthly survey of construction industry (s.a.)<sup>(a) (b)</sup>

|   |           | Since 1990 (*) |       |       |       | 2009  |     |     |     |     |     |     |     | 2010 |     |     |     |     |
|---|-----------|----------------|-------|-------|-------|-------|-----|-----|-----|-----|-----|-----|-----|------|-----|-----|-----|-----|
|   |           | Min.           |       | Ave.  |       | Apr   | May | Jun | Jul | Aug | Sep | Oct | Nov | Dec  | Jan | Feb | Mar |     |
|   |           | Value          | Date  | Value | Date  |       |     |     |     |     |     |     |     |      |     |     |     |     |
| CONSTRUCTION<br>CONFIDENCE<br>INDICATOR                     | <b>EU</b> | -42            | 10-93 | -18   | 3     | 09-06 | -38 | -39 | -37 | -37 | -36 | -35 | -34 | -32  | -33 | -34 | -32 | -30 |
|   | <b>EA</b> | -44            | 10-93 | -17   | 4     | 02-90 | -34 | -33 | -33 | -33 | -31 | -30 | -29 | -26  | -28 | -29 | -28 | -25 |
|   | <b>BE</b> | -35            | 11-95 | -10   | 10    | 02-00 | -19 | -20 | -21 | -20 | -17 | -19 | -19 | -18  | -19 | -20 | -18 | -14 |
|   | <b>BG</b> | -56            | 03-93 | -23   | 6     | 03-08 | -36 | -35 | -37 | -40 | -38 | -41 | -45 | -43  | -38 | -37 | -37 | -39 |
|   | <b>CZ</b> | -64            | 06-99 | -15   | 5     | 03-08 | -25 | -30 | -30 | -32 | -34 | -35 | -35 | -37  | -34 | -30 | -35 | -31 |
|   | <b>DK</b> | -50            | 10-09 | -8    | 24    | 11-06 | -47 | -46 | -43 | -46 | -45 | -49 | -50 | -45  | -41 | -46 | -48 | -42 |
|   | <b>DE</b> | -55            | 12-02 | -32   | 2     | 02-90 | -31 | -32 | -30 | -30 | -28 | -28 | -27 | -26  | -27 | -28 | -27 | -24 |
|   | <b>EE</b> | -76            | 04-09 | -1    | 48    | 05-06 | -76 | -69 | -71 | -70 | -68 | -64 | -56 | -54  | -54 | -50 | -46 | -40 |
|   | <b>IE</b> | -68            | 04-08 | 7     | 58    | 06-97 | :   | :   | :   | :   | :   | :   | :   | :    | :   | :   | :   | :   |
|   | <b>EL</b> | -60            | 03-10 | -14   | 33    | 04-00 | -45 | -56 | -41 | -40 | -47 | -39 | -35 | -31  | -31 | -34 | -50 | -60 |
|   | <b>ES</b> | -57            | 10-92 | -3    | 42    | 01-99 | -40 | -31 | -34 | -32 | -24 | -23 | -29 | -20  | -24 | -28 | -33 | -13 |
|   | <b>FR</b> | -60            | 03-93 | -13   | 34    | 10-00 | -35 | -39 | -36 | -37 | -37 | -37 | -33 | -34  | -33 | -30 | -30 | -31 |
|   | <b>IT</b> | -68            | 10-93 | -13   | 21    | 05-90 | -29 | -30 | -27 | -29 | -35 | -31 | -27 | -23  | -30 | -29 | -20 | -23 |
|   | <b>CY</b> | -54            | 10-09 | -4    | 39    | 12-03 | -45 | -39 | -49 | -44 | -49 | -44 | -54 | -43  | -36 | -52 | -39 | -43 |
|   | <b>LV</b> | -79            | 07-09 | -27   | 19    | 01-07 | -74 | -78 | -77 | -79 | -76 | -73 | -71 | -69  | -67 | -66 | -62 | -61 |
|   | <b>LT</b> | -93            | 05-09 | -36   | 13    | 01-07 | -89 | -93 | -91 | -86 | -85 | -80 | -81 | -78  | -72 | -67 | -65 | -56 |
|   | <b>LU</b> | -73            | 03-94 | -27   | 24    | 03-90 | -38 | -39 | -49 | -46 | -53 | -48 | -43 | -41  | -41 | -34 | -32 | -34 |
|   | <b>HU</b> | -56            | 04-09 | -15   | 11    | 09-98 | -56 | -55 | -50 | -45 | -44 | -46 | -46 | -46  | -44 | -43 | -39 | -41 |
|   | <b>NL</b> | -38            | 07-09 | -2    | 27    | 12-00 | -26 | -27 | -34 | -38 | -30 | -31 | -30 | -31  | -31 | -27 | -27 | -27 |
|   | <b>AT</b> | -60            | 04-96 | -24   | 1     | 09-06 | -31 | -27 | -30 | -23 | -18 | -15 | -14 | -15  | -13 | -23 | -19 | -16 |
|   | <b>PL</b> | -66            | 02-02 | -34   | 1     | 02-08 | -40 | -39 | -40 | -41 | -39 | -39 | -39 | -38  | -36 | -35 | -34 | -31 |
| <b>PT</b>   | -56       | 02-03          | -29   | -1    | 12-97 | -43   | -46 | -39 | -42 | -41 | -43 | -40 | -42 | -48  | -49 | -52 | -50 |     |
| <b>RO</b>   | -60       | 09-99          | -10   | 35    | 06-96 | -36   | -39 | -41 | -42 | -42 | -40 | -40 | -43 | -41  | -41 | -42 | -43 |     |
| <b>SI</b>   | -63       | 03-10          | -9    | 24    | 03-07 | -55   | -52 | -57 | -54 | -60 | -60 | -58 | -51 | -51  | -55 | -57 | -63 |     |
| <b>SK</b>   | -86       | 07-99          | -24   | 17    | 03-97 | -48   | -50 | -53 | -53 | -51 | -52 | -48 | -45 | -43  | -48 | -42 | -42 |     |
| <b>FI</b>   | -97       | 09-91          | -15   | 48    | 06-98 | -56   | -52 | -63 | -57 | -57 | -49 | -36 | -31 | -27  | -31 | -33 | -31 |     |
| <b>SE</b>   | -83       | 12-93          | -28   | 48    | 08-07 | -52   | -46 | -45 | -59 | -48 | -50 | -48 | -42 | -40  | -33 | -29 | -26 |     |
| <b>UK</b>   | -79       | 06-91          | -20   | 6     | 11-07 | -52   | -57 | -50 | -49 | -49 | -49 | -49 | -49 | -47  | -49 | -41 | -46 |     |
| ORDER BOOKS<br>(Question 3)                                 | <b>EU</b> | -56            | 08-93 | -27   | -2    | 03-90 | -47 | -50 | -48 | -47 | -47 | -49 | -49 | -47  | -45 | -45 | -43 |     |
|   | <b>EA</b> | -55            | 08-93 | -25   | 0     | 09-06 | -41 | -44 | -42 | -41 | -40 | -42 | -42 | -39  | -40 | -38 | -35 |     |
| Component of the<br>construction<br>confidence<br>indicator | <b>BE</b> | -48            | 02-96 | -21   | 2     | 02-00 | -25 | -26 | -28 | -27 | -25 | -26 | -26 | -24  | -28 | -31 | -30 | -25 |
|   | <b>BG</b> | -74            | 10-00 | -38   | -12   | 09-07 | -43 | -42 | -48 | -51 | -47 | -55 | -56 | -58  | -55 | -54 | -54 | -59 |
|   | <b>CZ</b> | -72            | 06-99 | -20   | 9     | 12-02 | -24 | -32 | -33 | -36 | -40 | -38 | -41 | -41  | -43 | -43 | -40 |     |
|   | <b>DK</b> | -66            | 03-10 | -11   | 34    | 07-06 | -56 | -58 | -55 | -59 | -60 | -63 | -65 | -59  | -57 | -65 | -66 | -66 |
|   | <b>DE</b> | -67            | 07-02 | -43   | -10   | 02-91 | -39 | -42 | -41 | -42 | -42 | -42 | -41 | -39  | -41 | -39 | -39 | -34 |
|   | <b>EE</b> | -83            | 07-09 | -7    | 59    | 04-06 | -79 | -77 | -80 | -83 | -82 | -78 | -71 | -66  | -65 | -65 | -66 | -58 |
|   | <b>IE</b> | -65            | 04-08 | 2     | 68    | 06-97 | :   | :   | :   | :   | :   | :   | :   | :    | :   | :   | :   | :   |
|   | <b>EL</b> | -77            | 06-95 | -37   | 16    | 04-00 | -41 | -56 | -48 | -48 | -50 | -46 | -46 | -43  | -32 | -34 | -57 | -72 |
|   | <b>ES</b> | -64            | 08-93 | 0     | 54    | 11-05 | -37 | -39 | -39 | -30 | -17 | -31 | -37 | -25  | -29 | -25 | -35 | -17 |
|   | <b>FR</b> | -74            | 09-93 | -20   | 37    | 10-00 | -47 | -55 | -50 | -51 | -53 | -53 | -50 | -53  | -49 | -47 | -47 | -49 |
|   | <b>IT</b> | -84            | 02-94 | -24   | 17    | 05-90 | -43 | -40 | -36 | -35 | -45 | -43 | -40 | -36  | -41 | -37 | -27 | -29 |
|   | <b>CY</b> | -73            | 01-10 | -12   | 46    | 12-03 | -57 | -49 | -68 | -62 | -68 | -63 | -71 | -64  | -55 | -73 | -60 | -66 |
|   | <b>LV</b> | -92            | 09-09 | -47   | 8     | 01-07 | -78 | -83 | -85 | -90 | -91 | -92 | -90 | -89  | -88 | -86 | -77 | -79 |
|   | <b>LT</b> | -99            | 10-09 | -56   | 2     | 03-07 | -86 | -90 | -94 | -95 | -98 | -99 | -99 | -97  | -96 | -88 | -85 | -81 |
|   | <b>LU</b> | -73            | 08-93 | -30   | 12    | 03-90 | -41 | -44 | -54 | -54 | -65 | -56 | -52 | -46  | -47 | -48 | -44 | -41 |
|   | <b>HU</b> | -69            | 05-09 | -25   | 3     | 09-98 | -66 | -69 | -66 | -59 | -60 | -63 | -64 | -61  | -60 | -61 | -53 | -55 |
|   | <b>NL</b> | -40            | 12-09 | -7    | 21    | 02-08 | -25 | -30 | -34 | -37 | -36 | -34 | -39 | -39  | -40 | -37 | -37 | -36 |
|   | <b>AT</b> | -64            | 04-96 | -35   | -6    | 09-06 | -36 | -35 | -36 | -30 | -28 | -22 | -23 | -27  | -24 | -26 | -19 | -22 |
|   | <b>PL</b> | -86            | 10-02 | -59   | -26   | 05-07 | -55 | -56 | -58 | -58 | -58 | -60 | -62 | -64  | -61 | -60 | -59 | -56 |
|   | <b>PT</b> | -79            | 05-94 | -47   | -9    | 12-97 | -61 | -65 | -58 | -61 | -60 | -63 | -58 | -63  | -64 | -70 | -69 | -72 |
|   | <b>RO</b> | -89            | 09-99 | -16   | 64    | 03-98 | -42 | -46 | -49 | -51 | -54 | -53 | -55 | -59  | -58 | -56 | -56 | -55 |
| <b>SI</b>   | -77       | 08-09          | -16   | 27    | 03-07 | -59   | -62 | -69 | -67 | -77 | -76 | -75 | -71 | -72  | -70 | -67 | -69 |     |
| <b>SK</b>   | -93       | 03-94          | -40   | -4    | 03-97 | -53   | -59 | -62 | -64 | -67 | -68 | -65 | -65 | -68  | -64 | -58 | -61 |     |
| <b>FI</b>   | -99       | 12-93          | -21   | 47    | 07-07 | -67   | -67 | -72 | -70 | -68 | -63 | -57 | -44 | -41  | -52 | -51 | -48 |     |
| <b>SE</b>   | -97       | 05-97          | -38   | 43    | 05-07 | -43   | -40 | -42 | -65 | -59 | -60 | -66 | -64 | -65  | -62 | -67 | -59 |     |
| <b>UK</b>   | -87       | 06-91          | -34   | -1    | 11-07 | -68   | -75 | -68 | -68 | -68 | -70 | -72 | -70 | -67  | -65 | -59 | -65 |     |
| EMPLOYMENT<br>EXPECTATIONS<br>(Question 4)                  | <b>EU</b> | -32            | 02-09 | -9    | 11    | 03-07 | -29 | -27 | -26 | -27 | -25 | -22 | -19 | -18  | -19 | -22 | -19 | -16 |
|   | <b>EA</b> | -35            | 10-93 | -9    | 11    | 02-90 | -26 | -23 | -24 | -25 | -22 | -19 | -16 | -14  | -17 | -20 | -18 | -14 |
| Component of the<br>construction<br>confidence<br>indicator | <b>BE</b> | -24            | 11-95 | 0     | 19    | 02-90 | -13 | -14 | -14 | -13 | -9  | -12 | -12 | -12  | -10 | -9  | -7  | -4  |
|   | <b>BG</b> | -50            | 01-93 | -8    | 32    | 07-05 | -29 | -27 | -26 | -30 | -28 | -27 | -33 | -29  | -21 | -20 | -20 | -19 |
|   | <b>CZ</b> | -56            | 06-99 | -11   | 12    | 06-95 | -26 | -28 | -28 | -28 | -27 | -31 | -29 | -32  | -26 | -17 | -26 | -22 |
|   | <b>DK</b> | -38            | 03-09 | -6    | 42    | 03-98 | -37 | -34 | -31 | -33 | -31 | -35 | -34 | -31  | -26 | -26 | -30 | -17 |
|   | <b>DE</b> | -50            | 12-96 | -22   | 19    | 02-90 | -22 | -22 | -19 | -18 | -13 | -15 | -13 | -13  | -13 | -16 | -16 | -14 |
|   | <b>EE</b> | -76            | 03-09 | 5     | 68    | 01-97 | -73 | -62 | -61 | -58 | -54 | -49 | -42 | -42  | -44 | -34 | -26 | -22 |
|   | <b>IE</b> | -72            | 04-08 | 13    | 61    | 07-04 | :   | :   | :   | :   | :   | :   | :   | :    | :   | :   | :   | :   |
|   | <b>EL</b> | -64            | 09-04 | 10    | 60    | 03-99 | -49 | -56 | -34 | -32 | -44 | -33 | -24 | -18  | -29 | -34 | -43 | -48 |
|   | <b>ES</b> | -66            | 03-93 | -7    | 54    | 01-99 | -42 | -23 | -29 | -33 | -31 | -15 | -21 | -15  | -20 | -31 | -31 | -10 |
|   | <b>FR</b> | -51            | 03-93 | -5    | 31    | 10-00 | -23 | -22 | -22 | -23 | -21 | -21 | -15 | -15  | -16 | -13 | -13 | -13 |
|   | <b>IT</b> | -60            | 10-93 | -3    | 31    | 06-04 | -14 | -19 | -17 | -23 | -25 | -19 | -14 | -10  | -19 | -22 | -13 | -16 |
|   | <b>CY</b> | -45            | 03-09 | 5     | 52    | 11-03 | -33 | -30 | -31 | -27 | -30 | -25 | -37 | -22  | -17 | -31 | -19 | -20 |
|   | <b>LV</b> | -74            | 05-09 | -7    | 36    | 12-06 | -70 | -74 | -68 | -68 | -62 | -53 | -51 | -50  | -46 | -47 | -46 | -43 |
|   | <b>LT</b> | -95            | 05-09 | -16   | 37    | 03-03 | -92 | -95 | -89 | -77 | -73 | -61 | -62 | -59  | -49 | -45 | -44 | -32 |
|   | <b>LU</b> | -77            | 02-94 | -25   | 36    | 03-90 | -35 | -35 | -43 | -38 | -41 | -41 | -34 | -37  | -35 | -20 | -20 | -27 |
|   | <b>HU</b> | -46            | 04-09 | -4    | 21    | 01-98 | -46 | -41 | -33 | -32 | -28 | -29 | -28 | -32  | -28 | -24 | -24 | -27 |
|   | <b>NL</b> | -39            | 07-09 | 3     | 41    | 07-08 | -27 | -23 | -33 | -39 | -24 | -27 | -22 | -22  | -21 | -17 | -18 | -19 |
|   | <b>AT</b> | -76            | 02-01 | -14   | 14    | 02-03 | -25 | -18 | -25 | -   |     |     |     |      |     |     |     |     |



TABLE 6 (continued) : Monthly survey of construction industry (s.a.)<sup>(a) (b)</sup>

|  | Since 1990 (*)                        |           |       |       | 2009  |       |       |     |     |     |     |     |     | 2010 |     |     |     |     |     |
|--|---------------------------------------|-----------|-------|-------|-------|-------|-------|-----|-----|-----|-----|-----|-----|------|-----|-----|-----|-----|-----|
|  | Min.                                  |           | Ave.  |       | Apr   | May   | Jun   | Jul | Aug | Sep | Oct | Nov | Dec | Jan  | Feb | Mar |     |     |     |
|  | Value                                 | Date      | Value | Date  |       |       |       |     |     |     |     |     |     |      |     |     |     |     |     |
| TREND OF<br>ACTIVITY<br>COMPARED WITH<br>PRECEDING<br>MONTHS<br>(Question 1) | <b>EU</b>                             | -31       | 05-09 | -6    | 15    | 03-07 | -28   | -31 | -30 | -28 | -25 | -26 | -24 | -22  | -22 | -26 | -21 | -22 |     |
|  | <b>EA</b>                             | -35       | 11-93 | -7    | 17    | 03-90 | -26   | -29 | -31 | -29 | -27 | -27 | -22 | -21  | -20 | -29 | -22 | -25 |     |
|  | <b>BE</b>                             | -37       | 03-91 | -4    | 36    | 02-90 | -24   | -12 | -13 | -10 | 8   | -15 | -10 | -4   | -5  | -6  | -19 | -23 |     |
|  | <b>BG</b>                             | -58       | 05-97 | -9    | 51    | 12-05 | -22   | -25 | -28 | -28 | -32 | -38 | -43 | -38  | -36 | -31 | -29 | -33 |     |
|  | <b>CZ</b>                             | -34       | 06-99 | 30    | 77    | 01-05 | 33    | 36  | 29  | 23  | 27  | 29  | 27  | 23   | 25  | 23  | 19  | 20  |     |
|  | <b>DK</b>                             | -47       | 03-10 | -5    | 21    | 03-07 | -36   | -43 | -43 | -37 | -33 | -31 | -35 | -37  | -37 | -37 | -45 | -47 |     |
|  | <b>DE</b>                             | -45       | 03-05 | -17   | 40    | 03-91 | -10   | -17 | -21 | -20 | -15 | -15 | -14 | -16  | -14 | -24 | -28 | -20 |     |
|  | <b>EE</b>                             | -51       | 06-09 | 13    | 50    | 02-06 | -40   | -45 | -51 | -39 | -33 | -25 | -23 | -22  | -33 | -37 | -26 | -26 |     |
|  | <b>IE</b>                             | -48       | 02-08 | 2     | 47    | 05-96 | :     | :   | :   | :   | :   | :   | :   | :    | :   | :   | :   | :   |     |
|  | <b>EL</b>                             | -50       | 04-05 | 4     | 61    | 06-98 | -19   | -13 | -34 | -19 | -9  | -23 | -24 | -20  | -20 | -16 | -33 | -30 |     |
|  | <b>ES</b>                             | -49       | 07-97 | 6     | 59    | 01-99 | -22   | -36 | -35 | -32 | -34 | -27 | -8  | -12  | -5  | -45 | -17 | -35 |     |
|  | <b>FR</b>                             | -64       | 09-93 | -6    | 42    | 07-00 | -37   | -35 | -36 | -40 | -37 | -38 | -31 | -30  | -29 | -27 | -23 | -22 |     |
|  | <b>IT</b>                             | -50       | 03-93 | -5    | 26    | 07-04 | -41   | -37 | -35 | -29 | -36 | -34 | -38 | -31  | -41 | -38 | -20 | -20 |     |
|  | <b>CY</b>                             | -62       | 10-09 | -9    | 67    | 09-02 | -53   | -44 | -51 | -45 | -55 | -14 | -62 | -49  | -47 | -44 | -48 | -42 |     |
|  | <b>LV</b>                             | -75       | 07-09 | -5    | 44    | 06-02 | -60   | -66 | -67 | -75 | -74 | -72 | -69 | -59  | -61 | -55 | -47 | -44 |     |
|  | <b>LT</b>                             | -86       | 06-09 | -4    | 81    | 06-02 | -54   | -78 | -86 | -76 | -73 | -61 | -55 | -62  | -49 | -47 | -36 | -18 |     |
|  | <b>LU</b>                             | -68       | 10-02 | -25   | 30    | 04-91 | -46   | -57 | -44 | -50 | -50 | -54 | -45 | -37  | -36 | -36 | -32 | -43 |     |
|  | <b>HU</b>                             | -54       | 05-09 | -14   | 14    | 03-99 | -53   | -54 | -53 | -50 | -41 | -39 | -50 | -46  | -38 | -43 | -40 | -35 |     |
|  | <b>NL</b>                             | -47       | 03-10 | -3    | 37    | 03-97 | -29   | -24 | -28 | -28 | -16 | -27 | -36 | -27  | -20 | -21 | -33 | -47 |     |
|  | <b>AT</b>                             | -86       | 04-96 | -5    | 27    | 01-04 | -16   | -25 | -22 | -12 | -11 | -4  | 0   | -5   | 0   | -9  | -2  | -3  |     |
|  | <b>PL</b>                             | -24       | 03-04 | 10    | 47    | 01-05 | -6    | -10 | -14 | -17 | -16 | -15 | -16 | -17  | -14 | -15 | -15 | -7  |     |
|  | <b>PT</b>                             | -45       | 02-09 | -12   | 24    | 05-97 | -30   | -31 | -29 | -30 | -21 | -30 | -28 | -31  | -24 | -36 | -32 | -33 |     |
|  | <b>RO</b>                             | -99       | 06-99 | 12    | 99    | 04-02 | -14   | -28 | -40 | -39 | -42 | -43 | -40 | -38  | -42 | -28 | -22 | -16 |     |
|  | <b>SI</b>                             | -66       | 10-09 | 3     | 44    | 03-07 | -33   | -52 | -63 | -54 | -58 | -64 | -66 | -56  | -61 | -55 | -41 | -41 |     |
|  | <b>SK</b>                             | -43       | 06-99 | 10    | 54    | 02-07 | -16   | -25 | -27 | -22 | -19 | -17 | -16 | -16  | -20 | -9  | 1   | -3  |     |
|  | <b>FI</b>                             | -88       | 09-91 | 6     | 75    | 01-98 | -41   | -49 | -57 | -44 | -51 | -43 | -27 | -28  | -10 | -1  | -3  | -2  |     |
|  | <b>SE</b>                             | -67       | 12-91 | -7    | 58    | 01-06 | -53   | -50 | -46 | -27 | -23 | -24 | -36 | -23  | -10 | -13 | -15 | -6  |     |
|  | <b>UK</b>                             | -69       | 06-91 | -7    | 16    | 02-04 | -34   | -38 | -26 | -25 | -17 | -24 | -27 | -23  | -30 | -16 | -18 | -13 |     |
|  | PRICE<br>EXPECTATIONS<br>(Question 5) | <b>EU</b> | -31   | 03-09 | 2     | 23    | 02-90 | -28 | -31 | -31 | -30 | -26 | -25 | -22  | -23 | -25 | -21 | -19 | -18 |
|  |                                       | <b>EA</b> | -29   | 07-09 | -1    | 31    | 04-90 | -26 | -28 | -29 | -29 | -25 | -26 | -23  | -22 | -24 | -23 | -20 | -19 |
|  |                                       | <b>BE</b> | -22   | 01-96 | -1    | 28    | 01-90 | -17 | -15 | -16 | -19 | -15 | -17 | -18  | -15 | -16 | -16 | -10 | -5  |
| <b>BG</b>  |                                       | -14       | 10-09 | 38    | 94    | 09-94 | -9    | -8  | -14 | -12 | -10 | -9  | -14 | -12  | -14 | -9  | -4  | -7  |     |
| <b>CZ</b>  |                                       | -39       | 08-00 | 35    | 80    | 02-95 | -4    | -6  | -9  | -10 | -7  | -9  | -15 | -11  | -13 | -11 | -11 | -17 |     |
| <b>DK</b>  |                                       | -52       | 02-09 | -16   | 9     | 11-06 | -43   | -40 | -39 | -36 | -36 | -37 | -38 | -40  | -38 | -30 | -35 | -36 |     |
| <b>DE</b>  |                                       | -44       | 02-96 | -13   | 45    | 02-90 | -25   | -25 | -30 | -27 | -23 | -22 | -22 | -20  | -23 | -23 | -23 | -21 |     |
| <b>EE</b>  |                                       | -60       | 02-09 | 25    | 88    | 04-94 | -59   | -46 | -41 | -30 | -25 | -19 | -14 | -11  | -5  | -6  | 8   | 6   |     |
| <b>IE</b>  |                                       | -82       | 04-08 | 2     | 58    | 03-00 | :     | :   | :   | :   | :   | :   | :   | :    | :   | :   | :   | :   |     |
| <b>EL</b>  |                                       | -46       | 03-09 | 2     | 35    | 06-95 | -36   | -34 | -38 | -38 | -29 | -32 | -27 | -24  | -17 | -22 | -32 | -18 |     |
| <b>ES</b>  |                                       | -35       | 05-09 | 14    | 71    | 10-00 | -26   | -35 | -29 | -29 | -23 | -26 | -23 | -19  | -19 | -18 | -11 | -14 |     |
| <b>FR</b>  |                                       | -60       | 03-93 | -14   | 32    | 10-00 | -41   | -47 | -47 | -49 | -44 | -43 | -39 | -41  | -41 | -42 | -39 | -33 |     |
| <b>IT</b>  |                                       | -17       | 12-09 | 14    | 63    | 06-90 | -7    | -8  | -10 | -12 | -12 | -16 | -8  | -10  | -17 | -13 | -7  | -11 |     |
| <b>CY</b>  |                                       | -46       | 11-09 | 15    | 79    | 06-04 | -35   | -22 | -34 | -40 | -41 | -40 | -37 | -46  | -30 | -46 | -22 | -32 |     |
| <b>LV</b>  |                                       | -55       | 05-09 | 26    | 76    | 01-07 | -52   | -55 | -47 | -45 | -45 | -42 | -40 | -33  | -37 | -37 | -28 | -22 |     |
| <b>LT</b>  |                                       | -70       | 03-09 | 29    | 89    | 01-95 | -68   | -70 | -56 | -50 | -47 | -41 | -33 | -30  | -27 | -26 | -28 | -14 |     |
| <b>LU</b>  |                                       | -67       | 05-93 | -29   | 29    | 11-00 | -40   | -43 | -54 | -53 | -56 | -60 | -56 | -54  | -55 | -50 | -51 | -57 |     |
| <b>HU</b>  |                                       | -23       | 10-09 | 6     | 32    | 03-01 | -21   | -21 | -17 | -13 | -16 | -20 | -23 | -19  | -21 | -20 | -21 | -22 |     |
| <b>NL</b>  |                                       | -23       | 07-09 | 25    | 69    | 04-01 | -14   | -14 | -21 | -23 | -18 | -18 | -21 | -19  | -23 | -18 | -16 | -12 |     |
| <b>AT</b>  |                                       | -53       | 04-96 | -7    | 32    | 08-08 | -16   | -20 | -15 | -9  | -10 | -5  | -5  | -11  | -8  | -5  | -3  | -4  |     |
| <b>PL</b>  |                                       | -26       | 03-02 | 15    | 52    | 05-07 | -24   | -24 | -24 | -24 | -21 | -19 | -19 | -19  | -18 | -14 | -14 | -10 |     |
| <b>PT</b>  | -40                                   | 05-03     | -4    | 48    | 06-90 | -36   | -27   | -22 | -24 | -31 | -27 | -26 | -27 | -30  | -36 | -33 | -36 |     |     |
| <b>RO</b>  | -8                                    | 03-10     | 63    | 98    | 11-93 | 5     | -2    | -4  | -1  | 2   | -2  | -3  | -4  | -3   | -2  | -7  | -8  |     |     |
| <b>SI</b>  | -41                                   | 03-09     | 1     | 27    | 02-08 | -40   | -36   | -40 | -32 | -31 | -35 | -33 | -27 | -29  | -40 | -40 | -37 |     |     |
| <b>SK</b>  | -22                                   | 04-09     | 46    | 93    | 06-97 | -22   | -12   | -11 | -17 | -16 | -12 | -11 | -5  | -6   | -12 | -4  | -2  |     |     |
| <b>FI</b>  | -77                                   | 04-09     | 7     | 65    | 05-97 | -77   | -61   | -59 | -72 | -42 | -44 | -26 | -24 | -21  | -16 | -2  | -3  |     |     |
| <b>SE</b>  | -75                                   | 06-91     | -12   | 58    | 03-06 | -69   | -56   | -63 | -57 | -46 | -28 | -29 | -19 | -18  | -18 | -11 | -4  |     |     |
| <b>UK</b>  | -56                                   | 12-90     | 14    | 43    | 08-04 | -36   | -41   | -37 | -32 | -31 | -23 | -21 | -25 | -28  | -13 | -16 | -18 |     |     |

(a) The indicator is the arithmetic average of the balances (%) for the questions on order-books and employment expectations.

(b) With effect from May 2008, a number of partner institutes in the programme have changed; this may cause a break in some series. Details of the changes are available on the BCS website.

TABLE 7: Monthly survey of financial services sector <sup>(a) (n)</sup>

|   |           | Since 04/2006 |       |       |      |       |      | 2009 |     |     |     |     |     |     |     | 2010 |     |     |     |
|---|-----------|---------------|-------|-------|------|-------|------|------|-----|-----|-----|-----|-----|-----|-----|------|-----|-----|-----|
|   |           | Min.          |       | Ave.  |      | Max.  |      | Apr  | May | Jun | Jul | Aug | Sep | Oct | Nov | Dec  | Jan | Feb | Mar |
|   |           | Value         | Date  | Value | Date | Value | Date |      |     |     |     |     |     |     |     |      |     |     |     |
| FINANCIAL SERVICES<br>CONFIDENCE INDICATOR                                | <b>EU</b> | -20           | 01-09 | 16    | 43   | 04-06 | -8   | -5   | -1  | 2   | 9   | 17  | 19  | 17  | 17  | 17   | 16  | 17  |     |
|   | <b>EA</b> | -22           | 01-09 | 16    | 43   | 04-06 | -6   | -6   | -2  | -1  | 6   | 19  | 19  | 15  | 13  | 19   | 21  | 19  |     |
| ASSESSMENT OF BUSINESS SITUATION<br>OVER THE PAST 3 MONTHS <sup>(c)</sup> | <b>EU</b> | -32           | 02-09 | 12    | 39   | 04-06 | -18  | -15  | -7  | -1  | -3  | 11  | 15  | 14  | 14  | 13   | 16  | 12  |     |
|   | <b>EA</b> | -30           | 03-09 | 12    | 40   | 04-06 | -12  | -15  | -7  | -1  | -6  | 13  | 15  | 15  | 11  | 17   | 22  | 14  |     |
| EVOLUTION OF DEMAND<br>OVER THE PAST 3 MONTHS <sup>(c)</sup>              | <b>EU</b> | -25           | 03-09 | 14    | 42   | 04-06 | -18  | -12  | -11 | -1  | 2   | 10  | 12  | 10  | 8   | 13   | 13  | 15  |     |
|   | <b>EA</b> | -25           | 03-09 | 14    | 40   | 04-06 | -15  | -12  | -10 | -5  | 2   | 10  | 12  | 5   | 6   | 14   | 17  | 15  |     |
| EVOLUTION OF DEMAND EXPECTED<br>OVER THE NEXT 3 MONTHS <sup>(c)</sup>     | <b>EU</b> | -18           | 01-09 | 23    | 50   | 04-06 | 11   | 12   | 15  | 7   | 27  | 30  | 29  | 28  | 27  | 24   | 20  | 24  |     |
|   | <b>EA</b> | -20           | 01-09 | 23    | 48   | 04-06 | 8    | 9    | 11  | 4   | 22  | 33  | 29  | 24  | 22  | 25   | 24  | 26  |     |
| EVOLUTION OF EMPLOYMENT<br>OVER THE PAST 3 MONTHS                         | <b>EU</b> | -11           | 02-09 | 9     | 23   | 01-07 | -5   | -4   | -3  | 1   | 0   | -6  | 8   | 0   | 8   | 5    | 4   | 5   |     |
|   | <b>EA</b> | -11           | 02-09 | 11    | 26   | 09-08 | -5   | -5   | 2   | 3   | 2   | -3  | 6   | 0   | 6   | 6    | 8   | 9   |     |
| EVOLUTION OF EMPLOYMENT<br>EXPECTED OVER THE NEXT 3 MONTHS                | <b>EU</b> | -12           | 01-09 | 11    | 30   | 04-06 | -5   | -4   | 3   | 1   | 0   | 5   | 8   | 9   | 7   | 14   | 9   | 12  |     |
|   | <b>EA</b> | -12           | 01-09 | 12    | 29   | 04-06 | -5   | -4   | 4   | 3   | -3  | 6   | 6   | 7   | 8   | 12   | 9   | 12  |     |

(a) The confidence indicator is the arithmetic average of the balances (%) for the questions on business situation and past and expected evolution of demand.

(n) Data are not seasonally adjusted.

(c) Component of the confidence indicator.