

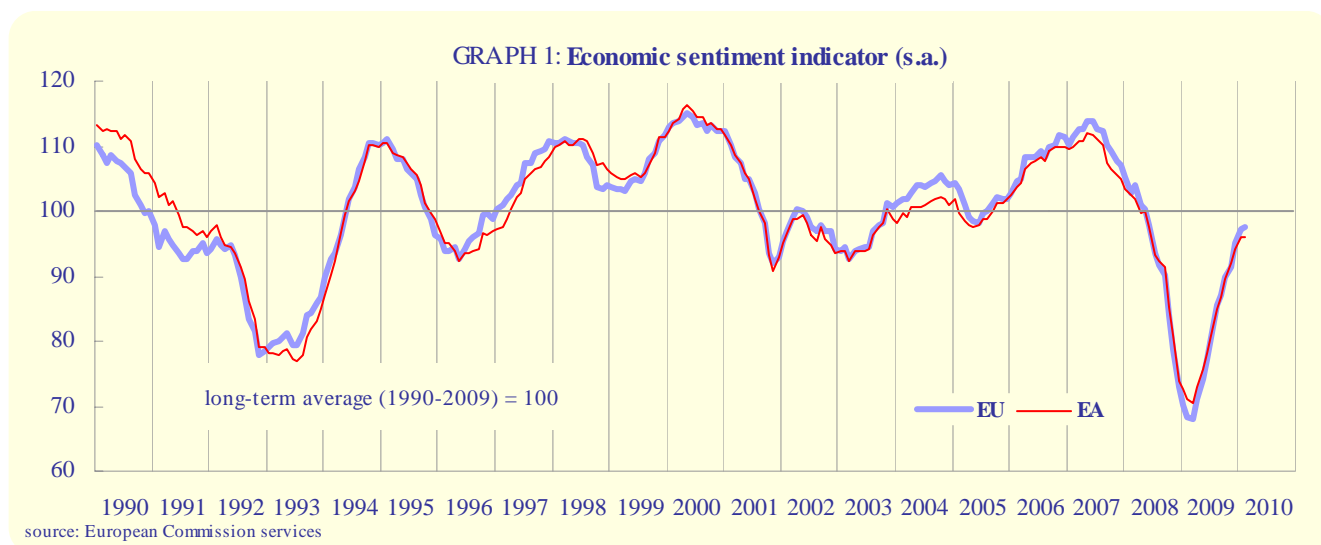


BUSINESS AND CONSUMER SURVEY RESULTS

February 2010

Upcoming releases of Business and Consumer Survey results – Flash CCI: 22 March, ESI 29 March, 2010

ec.europa.eu/economy_finance/bcs



Economic Sentiment Indicator stands still in February, after almost a year of uninterrupted improvement

In February, the *Economic Sentiment Indicator* (ESI) remained broadly unchanged, lingering at 97.4 (up by 0.2 points) in the EU and at 95.9 (down by 0.1 point) in the euro area. After 10 months of uninterrupted improvement, the rebound appears to have lost its momentum – though the indicator is now not far off its long-term average, especially in the EU.

Among the largest Member States, *France* (-1.9 points) reported the biggest worsening in sentiment (especially in industry), followed by *Italy* (-1.7). In contrast, *Poland* (+4.2) reported the most significant increase, while improvements were less pronounced in *Spain* (+1.1), *Germany* (+0.9) and in the *Netherlands* (+0.9). Sentiment was broadly unchanged in the UK (+0.1).

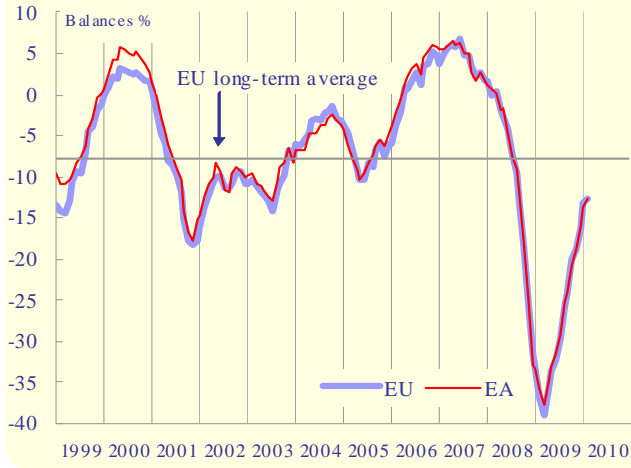
There was no clear pattern across sectors. Sentiment in *industry* increased by 1 point in the euro area, while it remained unchanged in the EU, mainly due to falling confidence in the UK. Managers in industry were upbeat about their *order books* and *production expectations*, whereas the level of *stocks* was assessed with some caution.

Confidence in *services* improved by 2 points in both the EU and the euro area, but in the *retail* sector it declined by 2 points in the EU and by 4 points in the euro area, driven by a significant drop in Germany and Italy. *Construction* recovered 2 points in the EU, while remaining unchanged in the euro area.

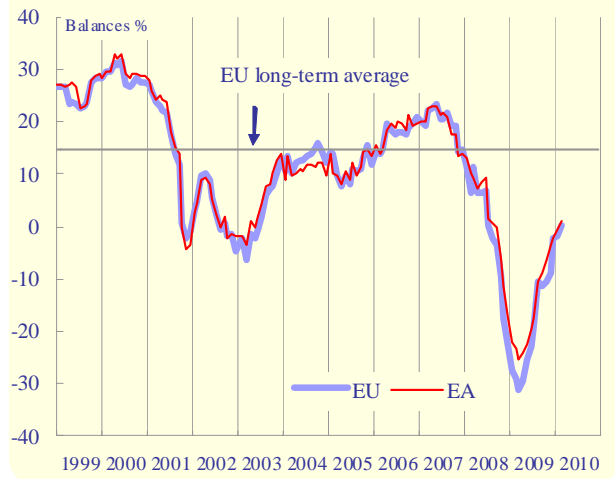
In line with the flash estimate, confidence among *consumers* deteriorated in both the EU and the euro area. Consumers' perception of the general economic outlook and increasing unemployment fears (especially in Spain and in Italy) contributed to the overall deterioration.

Confidence in *financial services* – which is not included in the ESI – is now back at its pre-crisis level. It remained unchanged in the EU and improved by 2 points in the euro area, driven mainly by a positive assessment of the business situation and demand over the past 3 months.

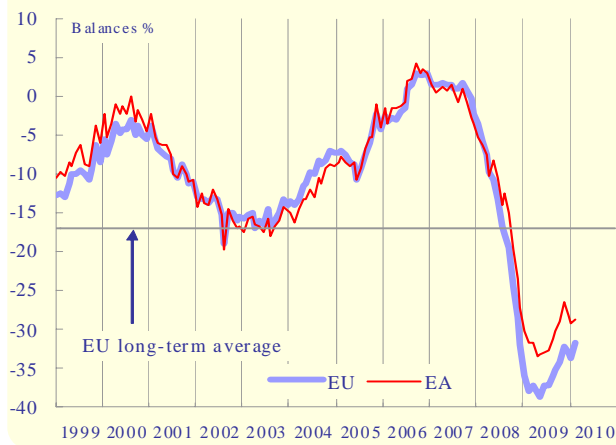
GRAPH 2: Industrial confidence indicator



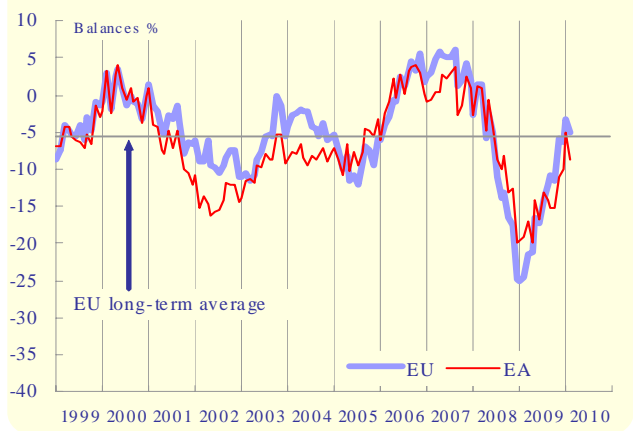
GRAPH 3: Services confidence indicator



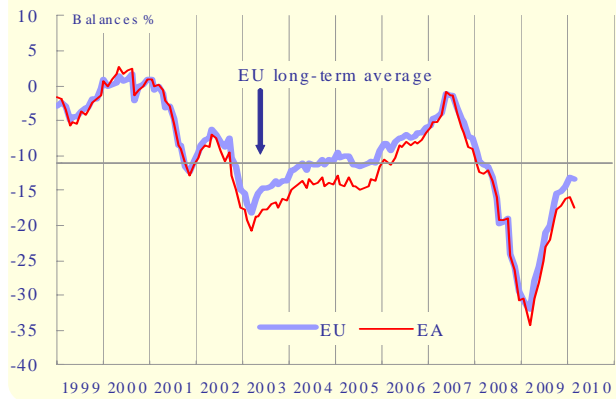
GRAPH 4: Construction confidence indicator



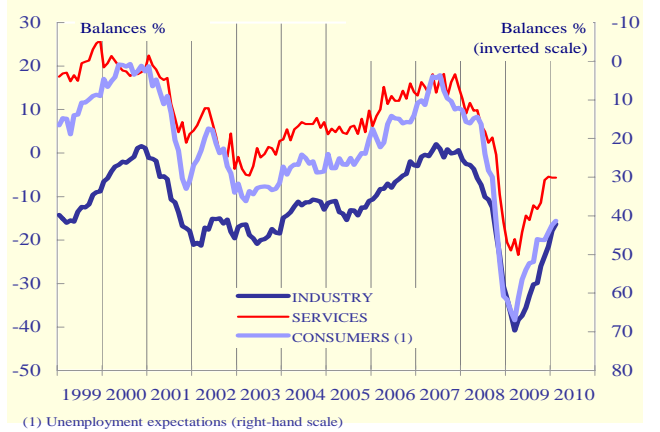
GRAPH 5: Retail trade confidence indicator



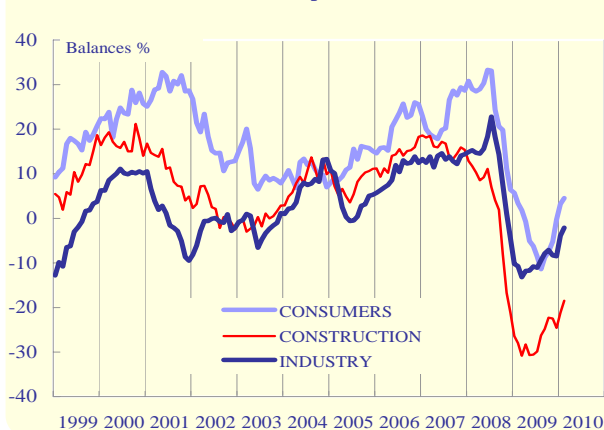
GRAPH 6: Consumer confidence indicator



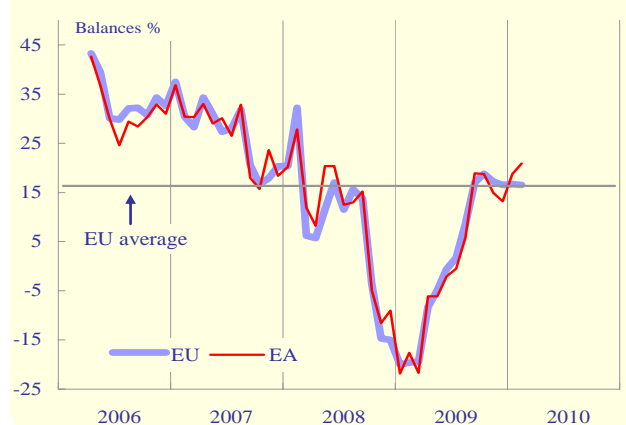
GRAPH 7: Employment and unemployment in the EU



GRAPH 8: Price expectations in the EU



GRAPH 9: Financial services confidence indicator



| | | TABLE 1*: Indicators of confidence and economic sentiment (s.a.) ** | | | | | | | | | | | | | | | | |
|----|-----------------|---|--------------|--------------|--------------|--------------|-------------|-------------|-------------|-------------|-------------|-------------|-------------|-------------|-------------|-------------|--------------|--------------|
| | | Since 1990 (*) | | | | | 2009 | | | | | | | | | | 2010 | |
| | | Min. | | Ave. | Max. | | Mar | Apr | May | Jun | Jul | Aug | Sep | Oct | Nov | Dec | Jan | Feb |
| | | Value | Date | Value | Date | | | | | | | | | | | | | |
| EU | 1. Industry | -39 | 03-09 | -8 | 7 | 12-94 | -39 | -36 | -34 | -32 | -30 | -26 | -24 | -20 | -19 | -16 | -13 | -13 |
| | 2. Services | -31 | 03-09 | 13 | 32 | 06-98 | -31 | -30 | -26 | -23 | -19 | -11 | -11 | -11 | -9 | -2 | -2 | 0 |
| | 3. Consumer | -32 | 03-09 | -11 | 2 | 08-00 | -32 | -28 | -26 | -23 | -21 | -20 | -17 | -15 | -15 | -14 | -13 | -14 |
| | 4. Retail trade | -25 | 01-09 | -6 | 6 | 08-07 | -22 | -21 | -17 | -17 | -14 | -12 | -11 | -12 | -6 | -6 | -3 | -5 |
| | 5. Construction | -42 | 10-93 | -18 | 3 | 09-06 | -37 | -38 | -39 | -37 | -37 | -36 | -35 | -34 | -32 | -33 | -34 | -32 |
| | =6. ESI | 68.0 | 03-09 | 100.0 | 115.1 | 05-00 | 68.0 | 71.1 | 74.3 | 77.1 | 80.5 | 85.4 | 87.0 | 90.0 | 91.5 | 95.0 | 97.2 | 97.4 |
| EA | 1. Industry | -38 | 03-09 | -8 | 7 | 04-07 | -38 | -35 | -33 | -32 | -29 | -25 | -24 | -21 | -19 | -16 | -14 | -13 |
| | 2. Services | -25 | 03-09 | 14 | 33 | 08-98 | -25 | -24 | -23 | -20 | -17 | -10.5 | 9 | -7 | -4 | -3 | -1 | 1 |
| | 3. Consumer | -34 | 03-09 | -12 | 3 | 05-00 | -34 | -31 | -28 | -25 | -23 | -22 | -19 | -18 | -17 | -16 | -16 | -17 |
| | 4. Retail trade | -21 | 02-93 | -7 | 7 | 08-90 | -17 | -20 | -14 | -17 | -13 | -14 | -15 | -15 | -11 | -10 | -5 | -9 |
| | 5. Construction | -44 | 10-93 | -17 | 4 | 02-90 | -32 | -34 | -33 | -33 | -33 | -31 | -30 | -29 | -26 | -28 | -29 | -29 |
| | =6. ESI | 70.6 | 03-09 | 100.0 | 116.3 | 05-00 | 70.6 | 73.0 | 75.6 | 78.3 | 80.8 | 84.8 | 86.7 | 89.6 | 91.9 | 94.1 | 96.0 | 95.9 |
| BE | 1. Industry | -34 | 03-09 | -10 | 7 | 06-07 | -34 | -31 | -30 | -26 | -24 | -21 | -21 | -18 | -13 | -12 | -10 | -11 |
| | 2. Services | -38 | 02-09 | 11 | 33 | 08-07 | -29 | -34 | -31 | -29 | -27 | -20 | -18 | -8 | -5 | -2 | -3 | 2 |
| | 3. Consumer | -26 | 02-09 | -6 | 16 | 12-00 | -25 | -22 | -20 | -17 | -17 | -10 | -10 | -12 | -10 | -15 | -14 | -15 |
| | 4. Retail trade | -29 | 01-09 | -6 | 13 | 04-90 | -20 | -19 | -16 | -16 | -13 | -14 | -21 | -14 | -10 | -4 | 1 | -2 |
| | 5. Construction | -35 | 11-95 | -10 | 10 | 02-00 | -19 | -19 | -20 | -21 | -20 | -17 | -19 | -19 | -18 | -19 | -20 | -18 |
| | =6. ESI | 72.6 | 02-09 | 100.0 | 118.0 | 06-00 | 73.8 | 75.3 | 77.2 | 80.5 | 82.5 | 87.3 | 87.4 | 91.7 | 96.4 | 97.1 | 97.7 | 98.1 |
| BG | 1. Industry | -30 | 06-93 | -5 | 14 | 05-07 | -10 | -10 | -11 | -10 | -14 | -15 | -15 | -12 | -13 | -10 | -13 | -11 |
| | 2. Services | -11 | 09-09 | 26 | 48 | 03-07 | 1 | -5 | -7 | -11 | -8 | -8 | -11 | -9 | -8 | -5 | -2 | -3 |
| | 3. Consumer | -50 | 04-09 | -31 | -13 | 08-01 | -45 | -50 | -48 | -49 | -42 | -40 | -43 | -41 | -42 | -42 | -45 | -47 |
| | 4. Retail trade | -15 | 08-09 | 17 | 32 | 06-00 | -9 | -8 | -11 | -13 | -15 | -15 | -6 | -8 | -7 | -5 | -5 | -4 |
| | 5. Construction | -56 | 03-93 | -23 | 6 | 03-08 | -30 | -36 | -35 | -37 | -40 | -38 | -41 | -45 | -43 | -38 | -37 | -37 |
| | =6. ESI | 75.1 | 05-93 | 100.0 | 117.6 | 06-07 | 88.7 | 85.5 | 84.9 | 83.6 | 84.6 | 85.1 | 84.0 | 85.7 | 85.8 | 88.4 | 86.7 | 86.4 |
| CZ | 1. Industry | -35 | 02-09 | 0 | 27 | 06-00 | -33 | -26 | -25 | -22 | -21 | -19 | -14 | -18 | -17 | -12 | -9 | -3 |
| | 2. Services | 6 | 08-09 | 37 | 49 | 01-07 | 12 | 17 | 13 | 8 | 14 | 6 | 7 | 10 | 14 | 15 | 20 | 20 |
| | 3. Consumer | -36 | 03-98 | -11 | 4 | 10-06 | -23 | -20 | -14 | -14 | -17 | -17 | -11 | -14 | -8 | -7 | -12 | -11 |
| | 4. Retail trade | -2 | 10-09 | 15 | 28 | 02-08 | 9 | 11 | 11 | 5 | 3 | 1 | 0 | -2 | 2 | -2 | 3 | 4 |
| | 5. Construction | -64 | 06-99 | -15 | 5 | 03-08 | -21 | -25 | -30 | -30 | -32 | -34 | -35 | -35 | -37 | -34 | -30 | -35 |
| | =6. ESI | 75.0 | 06-93 | 100.0 | 115.4 | 03-07 | 78.7 | 83.9 | 84.4 | 83.0 | 84.4 | 82.2 | 85.1 | 84.3 | 87.4 | 90.0 | 91.5 | 93.7 |
| DK | 1. Industry | -35 | 02-09 | -2 | 16 | 09-94 | -34 | -32 | -25 | -20 | -14 | -14 | -13 | -11 | -5 | -3 | 1 | 4 |
| | 2. Services | -9 | 02-09 | 24 | 38 | 04-04 | -5 | -4 | 6 | 6 | 4 | 12 | 11 | 12 | 17 | 13 | 18 | 19 |
| | 3. Consumer | -12 | 10-90 | 7 | 19 | 11-06 | -3 | 4 | 5 | 4 | 11 | 8 | 12 | 12 | 7 | 8 | 12 | 11 |
| | 4. Retail trade | -33 | 02-09 | 15 | 37 | 11-94 | -32 | -23 | -20 | -20 | -13 | -6 | -10 | -1 | 0 | 0 | 3 | 1 |
| | 5. Construction | -50 | 10-09 | -8 | 24 | 11-06 | -46 | -47 | -46 | -43 | -46 | -45 | -49 | -50 | -45 | -41 | -46 | -48 |
| | =6. ESI | 66.5 | 02-09 | 100.0 | 117.5 | 09-94 | 68.3 | 73.6 | 82.9 | 85.7 | 90.5 | 93.4 | 94.3 | 96.3 | 99.7 | 99.3 | 105.2 | 105.7 |
| DE | 1. Industry | -41 | 03-09 | -10 | 11 | 09-90 | -41 | -40 | -39 | -37 | -34 | -29 | -29 | -23 | -21 | -19 | -15 | -12 |
| | 2. Services | -18 | 12-02 | 21 | 52 | 03-99 | -16 | -13 | -11 | -8 | -5 | 3 | 6 | 7 | 10 | 10 | 10 | 8 |
| | 3. Consumer | -33 | 04-09 | -10 | 10 | 05-07 | -33 | -33 | -32 | -29 | -26 | -23 | -19 | -16 | -19 | -16 | -18 | -17 |
| | 4. Retail trade | -41 | 01-03 | -16 | 19 | 12-90 | -29 | -27 | -24 | -21 | -19 | -18 | -16 | -20 | -14 | -14 | -15 | -23 |
| | 5. Construction | -55 | 12-02 | -32 | 2 | 02-90 | -28 | -31 | -32 | -30 | -30 | -28 | -28 | -27 | -26 | -27 | -28 | -28 |
| | =6. ESI | 75.2 | 03-09 | 100.0 | 120.8 | 08-90 | 75.2 | 76.2 | 77.2 | 80.1 | 83.1 | 87.8 | 89.3 | 92.4 | 94.0 | 95.5 | 96.1 | 97.0 |
| EE | 1. Industry | -39 | 03-09 | 3 | 29 | 12-06 | -39 | -36 | -32 | -33 | -28 | -24 | -24 | -23 | -20 | -14 | -12 | -11 |
| | 2. Services | -50 | 02-09 | 10 | 38 | 01-06 | -49 | -50 | -38 | -34 | -38 | -27 | -16 | -11 | -2 | 0 | 1 | 3 |
| | 3. Consumer | -56 | 04-93 | -19 | 13 | 04-06 | -38 | -32 | -28 | -30 | -29 | -25 | -18 | -15 | -14 | -18 | -16 | -14 |
| | 4. Retail trade | -46 | 06-09 | 10 | 36 | 04-07 | -44 | -45 | -42 | -46 | -38 | -34 | -32 | -30 | -29 | -24 | -18 | -16 |
| | 5. Construction | -76 | 04-09 | 0 | 48 | 05-06 | -75 | -76 | -70 | -71 | -70 | -68 | -64 | -57 | -54 | -54 | -50 | -46 |
| | =6. ESI | 72.8 | 03-09 | 100.0 | 117.0 | 12-06 | 72.8 | 75.0 | 79.4 | 79.0 | 80.4 | 83.7 | 87.4 | 89.8 | 92.3 | 93.7 | 95.0 | 96.7 |
| IE | 1. Industry | -23 | 11-01 | -1 | 21 | 11-99 | : | : | : | : | : | : | : | : | : | : | : | : |
| | 2. Services | -13 | 05-03 | 15 | 44 | 08-98 | : | : | : | : | : | : | : | : | : | : | : | : |
| | 3. Consumer | -31 | 03-93 | -5 | 19 | 01-00 | : | : | : | : | : | : | : | : | : | : | : | : |
| | 4. Retail trade | -21 | 05-03 | 1 | 24 | 06-00 | : | : | : | : | : | : | : | : | : | : | : | : |
| | 5. Construction | -68 | 04-08 | 7 | 58 | 06-97 | : | : | : | : | : | : | : | : | : | : | : | : |
| | =6. ESI | 76.6 | 06-93 | 100.0 | 126.9 | 11-99 | : | : | : | : | : | : | : | : | : | : | : | : |
| EL | 1. Industry | -37 | 03-09 | -1 | 13 | 03-00 | -37 | -35 | -33 | -28 | -28 | -27 | -24 | -22 | -23 | -24 | -21 | -23 |
| | 2. Services | -19 | 04-09 | 23 | 61 | 08-00 | -17 | -19 | -17 | -15 | -15 | -10 | -19 | -14 | -13 | -8 | -13 | -18 |
| | 3. Consumer | -57 | 10-08 | -32 | -6 | 04-00 | -56 | -51 | -50 | -45 | -49 | -45 | -39 | -27 | -38 | -44 | -47 | -51 |
| | 4. Retail trade | -38 | 03-09 | 4 | 39 | 07-07 | -38 | -35 | -20 | -12 | -7 | -9 | -7 | 3 | 2 | -4 | -11 | -17 |
| | 5. Construction | -56 | 05-09 | -13 | 33 | 04-00 | -45 | -45 | -56 | -41 | -40 | -47 | -39 | -35 | -31 | -31 | -34 | -50 |
| | =6. ESI | 60.4 | 03-09 | 100.0 | 122.7 | 07-00 | 60.4 | 63.0 | 65.3 | 72.3 | 70.7 | 72.3 | 75.7 | 81.8 | 77.7 | 75.9 | 76.1 | 72.4 |
| ES | 1. Industry | -44 | 01-93 | -10 | 7 | 04-00 | -40 | -36 | -35 | -34 | -32 | -27 | -28 | -24 | -25 | -23 | -21 | -21 |
| | 2. Services | -37 | 05-09 | 19 | 56 | 06-98 | -30 | -26 | -37 | -34 | -26 | -24 | -23 | -26 | -19 | -16 | -25 | -15 |
| | 3. Consumer | -48 | 02-09 | -13 | 5 | 03-00 | -42 | -37 | -25 | -22 | -20 | -20 | -22 | -21 | -21 | -18 | -14 | -19 |
| | 4. Retail trade | -36 | 02-93 | -9 | 10 | 06-00 | -27 | -29 | -22 | -22 | -22 | -23 | -22 | -21 | -22 | -24 | -21 | -11 |
| | 5. Construction | -57 | 10-92 | -3 | 42 | 01-99 | -37 | -40 | -31 | -34 | -32 | -24 | -23 | -29 | -20 | -24 | -28 | -33 |
| | =6. ESI | 71.9 | 12-08 | 100.0 | 116.1 | 04-00 | 73.1 | 76.9 | 78.6 | 79.9 | 83.1 | 85.7 | 84.7 | 86.6 | 87.6 | 88.7 | 89.0 | 90.1 |
| FR | 1. Industry | -41 | 06-93 | -8 | 15 | 06-00 | -39 | -33 | -32 | -29 | -30 | -27 | -22 | -20 | -18 | -13 | -12 | -16 |
| | 2. Services | -30 | 04-09 | 2 | 25 | 06-90 | -27 | -30 | -29 | -26 | -23 | -18 | -15 | -14 | -14 | -11 | -7 | -5 |
| | 3. Consumer | -37 | 03-09 | -18 | 3 | 01-01 | -37 | -33 | -31 | -29 | -28 | -32 | -24 | -21 | -18 | -18 | -16 | -17 |
| | 4. Retail trade | -37 | 04-97 | -13 | 9 | 12-07 | -5 | -25 | -8 | -24 | -17 | -13 | -16 | -11 | -12 | -8 | -6 | -9 |
| | 5. Construction | -60 | 03-93 | -13 | 34 | 10-00 | -32 | -35 | -39 | -36 | -37 | -37 | -37</ | | | | | |

TABLE 1* (continued) : Indicators of confidence and economic sentiment (s.a.)**

| | | Since 1990 (*) | | | | | 2009 | | | | | | | | | | | | 2010 | |
|-----------|-----------------|----------------|--------------|--------------|--------------|--------------|-------------|-------------|-------------|-------------|-------------|-------------|-------------|-------------|-------------|-------------|-------------|-------------|------|--|
| | | Min. | | Ave. | Max. | | Mar | Apr | May | Jun | Jul | Aug | Sep | Oct | Nov | Dec | Jan | Feb | | |
| | | Value | Date | | Value | Date | | | | | | | | | | | | | | |
| LT | 1. Industry | -42 | 04-09 | -13 | 10 | 06-07 | -37 | -42 | -37 | -35 | -35 | -32 | -37 | -31 | -30 | -25 | -16 | -17 | | |
| | 2. Services | -46 | 03-09 | 9 | 34 | 07-06 | -46 | -45 | -44 | -41 | -40 | -35 | -30 | -30 | -24 | -29 | -14 | -20 | | |
| | 3. Consumer | -56 | 01-09 | -15 | 9 | 05-07 | -53 | -53 | -50 | -45 | -45 | -48 | -42 | -46 | -49 | -48 | -44 | -41 | | |
| | 4. Retail trade | -58 | 04-09 | -2 | 42 | 01-07 | -51 | -58 | -35 | -37 | -37 | -41 | -45 | -36 | -42 | -40 | -29 | -25 | | |
| | 5. Construction | -93 | 05-09 | -36 | 13 | 01-07 | -85 | -89 | -93 | -92 | -86 | -85 | -80 | -81 | -78 | -72 | -67 | -65 | | |
| | =6. ESI | 72.2 | 04-09 | 100.0 | 117.0 | 06-07 | 73.9 | 72.2 | 75.8 | 78.0 | 77.9 | 79.6 | 79.2 | 80.9 | 82.3 | 83.7 | 91.0 | 89.8 | | |
| LU | 1. Industry | -59 | 03-09 | -12 | 25 | 04-95 | -59 | -59 | -54 | -52 | -46 | -41 | -41 | -30 | -29 | -28 | -33 | -24 | | |
| | 2. Services | : | : | : | : | : | : | : | : | : | : | : | : | : | : | : | : | : | | |
| | 3. Consumer | -21 | 12-08 | 0 | 13 | 02-02 | -20 | -19 | -15 | -13 | -9 | -8 | -5 | -6 | -4 | -4 | -11 | -6 | | |
| | 4. Retail trade | : | : | : | : | : | : | : | : | : | : | : | : | : | : | : | : | : | | |
| | 5. Construction | -73 | 03-94 | -27 | 24 | 03-90 | -37 | -38 | -39 | -49 | -46 | -53 | -48 | -43 | -41 | -41 | -34 | -32 | | |
| | =6. ESI | 69.4 | 03-09 | 100.0 | 121.9 | 04-95 | 69.4 | 71.1 | 74.6 | 75.5 | 80.7 | 82.3 | 84.9 | 89.2 | 91.0 | 92.3 | 85.6 | 92.3 | | |
| HU | 1. Industry | -35 | 03-09 | -5 | 8 | 12-97 | -35 | -34 | -28 | -25 | -20 | -17 | -17 | -16 | -16 | -12 | -7 | -8 | | |
| | 2. Services | -44 | 03-09 | -8 | 14 | 03-02 | -44 | -44 | -36 | -39 | -37 | -36 | -36 | -22 | -22 | -28 | -28 | -26 | | |
| | 3. Consumer | -69 | 04-09 | -33 | 0 | 08-02 | -67 | -69 | -64 | -61 | -61 | -57 | -54 | -49 | -51 | -49 | -46 | -45 | | |
| | 4. Retail trade | -41 | 03-09 | -11 | 9 | 11-97 | -41 | -36 | -33 | -29 | -30 | -23 | -28 | -22 | -23 | -17 | -22 | -13 | | |
| | 5. Construction | -56 | 04-09 | -15 | 11 | 09-98 | -55 | -56 | -55 | -50 | -46 | -44 | -46 | -46 | -46 | -44 | -43 | -39 | | |
| | =6. ESI | 58.9 | 03-09 | 100.0 | 117.8 | 05-02 | 58.9 | 60.2 | 68.9 | 70.0 | 72.7 | 76.6 | 76.3 | 83.9 | 84.2 | 84.0 | 87.8 | 88.5 | | |
| MT | 1. Industry | -29 | 03-09 | -7 | 18 | 03-08 | -29 | -22 | -23 | -26 | -18 | -17 | -16 | -6 | -3 | -2 | -7 | -2 | | |
| | 2. Services | : | : | : | : | : | : | : | : | : | : | : | : | : | : | : | : | : | | |
| | 3. Consumer | -38 | 04-09 | -24 | -3 | 03-08 | -34 | -38 | -35 | -32 | -35 | -30 | -34 | -31 | -32 | -32 | -34 | -34 | | |
| | 4. Retail trade | : | : | : | : | : | : | : | : | : | : | : | : | : | : | : | : | : | | |
| | 5. Construction | : | : | : | : | : | : | : | : | : | : | : | : | : | : | : | : | : | | |
| | =6. ESI | 81.2 | 03-09 | 100.0 | 123.6 | 03-08 | 81.2 | 83.1 | 86.0 | 84.9 | 87.8 | 93.1 | 90.4 | 97.1 | 95.3 | 98.7 | 95.4 | 97.9 | | |
| NL | 1. Industry | -26 | 02-09 | -2 | 7 | 07-06 | -24 | -21 | -21 | -20 | -20 | -16 | -15 | -13 | -10 | -10 | -9 | -7 | | |
| | 2. Services | -42 | 04-09 | 14 | 41 | 04-07 | -42 | -42 | -36 | -32 | -34 | -23 | -19 | -19 | -12 | -11 | -6 | -3 | | |
| | 3. Consumer | -28 | 03-09 | 3 | 31 | 03-00 | -28 | -20 | -14 | -17 | -18 | -12 | -6 | -12 | -6 | -1 | 1 | -2 | | |
| | 4. Retail trade | -16 | 12-03 | 12 | 29 | 10-99 | : | : | : | : | : | : | : | : | : | : | : | : | | |
| | 5. Construction | -38 | 07-09 | -2 | 27 | 12-00 | -23 | -26 | -27 | -34 | -38 | -30 | -31 | -31 | -31 | -31 | -27 | -27 | | |
| | =6. ESI | 65.6 | 02-09 | 100.0 | 115.9 | 12-97 | 66.5 | 70.0 | 72.9 | 74.2 | 74.5 | 80.6 | 84.5 | 85.1 | 90.6 | 90.7 | 93.4 | 94.3 | | |
| AT | 1. Industry | -35 | 03-09 | -11 | 8 | 03-90 | -35 | -34 | -33 | -32 | -30 | -26 | -25 | -24 | -23 | -22 | -19 | -16 | | |
| | 2. Services | -26 | 05-09 | 13 | 30 | 03-98 | -23 | -24 | -26 | -24 | -22 | -14 | -8 | -1 | -1 | 2 | 2 | 3 | | |
| | 3. Consumer | -23 | 04-09 | -1 | 16 | 06-07 | -22 | -23 | -20 | -14 | -13 | -7 | -5 | -4 | -3 | -2 | -1 | 1 | | |
| | 4. Retail trade | -29 | 03-03 | -11 | 4 | 07-00 | -27 | -22 | -13 | -13 | -15 | -10 | -10 | -6 | -4 | -6 | -2 | -6 | | |
| | 5. Construction | -60 | 04-96 | -24 | 1 | 09-06 | -29 | -31 | -27 | -31 | -23 | -18 | -15 | -14 | -15 | -14 | -23 | -19 | | |
| | =6. ESI | 73.2 | 04-09 | 100.0 | 120.1 | 03-90 | 73.5 | 73.2 | 74.8 | 77.6 | 80.0 | 85.6 | 88.3 | 91.7 | 93.0 | 94.6 | 95.5 | 97.8 | | |
| PL | 1. Industry | -28 | 03-09 | -13 | 10 | 09-97 | -28 | -26 | -26 | -26 | -26 | -23 | -22 | -20 | -19 | -19 | -16 | -14 | | |
| | 2. Services | -8 | 01-03 | 8 | 25 | 04-08 | -7 | -6 | -4 | -4 | -2 | 0 | 1 | 3 | 8 | 6 | 4 | 9 | | |
| | 3. Consumer | -40 | 08-01 | -22 | 0 | 04-08 | -36 | -30 | -28 | -21 | -25 | -20 | -24 | -25 | -25 | -24 | -21 | -19 | | |
| | 4. Retail trade | -16 | 03-03 | -3 | 8 | 10-07 | -12 | -10 | -8 | -11 | -10 | -5 | -6 | -7 | -6 | -5 | -8 | -3 | | |
| | 5. Construction | -66 | 02-02 | -34 | 1 | 02-08 | -39 | -40 | -39 | -40 | -41 | -39 | -39 | -39 | -39 | -36 | -35 | -34 | | |
| | =6. ESI | 79.0 | 03-09 | 100.0 | 121.8 | 05-96 | 79.0 | 82.4 | 83.7 | 85.7 | 85.5 | 89.6 | 89.5 | 91.6 | 94.1 | 93.7 | 94.6 | 98.8 | | |
| PT | 1. Industry | -38 | 04-09 | -8 | 7 | 03-98 | -31 | -38 | -30 | -32 | -33 | -27 | -18 | -25 | -19 | -21 | -16 | -17 | | |
| | 2. Services | -23 | 04-09 | 5 | 29 | 06-01 | -23 | -23 | -18 | -18 | -12 | -9 | -9 | -10 | -15 | -10 | -6 | -5 | | |
| | 3. Consumer | -53 | 02-09 | -23 | 0 | 07-91 | -50 | -47 | -46 | -41 | -34 | -31 | -30 | -27 | -30 | -33 | -29 | -33 | | |
| | 4. Retail trade | -29 | 02-09 | -9 | 4 | 01-99 | -26 | -28 | -20 | -18 | -19 | -15 | -15 | -13 | -13 | -17 | -11 | -12 | | |
| | 5. Construction | -56 | 02-03 | -29 | -1 | 12-97 | -48 | -43 | -46 | -39 | -42 | -41 | -43 | -40 | -42 | -48 | -49 | -52 | | |
| | =6. ESI | 68.6 | 02-09 | 100.0 | 116.2 | 03-98 | 73.0 | 68.9 | 76.3 | 76.8 | 80.9 | 85.5 | 90.8 | 85.1 | 87.4 | 86.6 | 92.6 | 91.0 | | |
| RO | 1. Industry | -22 | 09-92 | -1 | 28 | 06-96 | -17 | -14 | -14 | -14 | -15 | -15 | -14 | -13 | -13 | -12 | -10 | -10 | | |
| | 2. Services | -15 | 08-09 | 20 | 57 | 06-04 | -13 | -10 | -11 | -11 | -9 | -15 | -13 | -15 | -14 | -12 | -12 | -7 | | |
| | 3. Consumer | -50 | 11-09 | -25 | -11 | 07-07 | -45 | -46 | -44 | -41 | -45 | -46 | -49 | -49 | -50 | -41 | -48 | -49 | | |
| | 4. Retail trade | -22 | 07-09 | 14 | 36 | 12-97 | -10 | -20 | -18 | -19 | -22 | -21 | -10 | -20 | -16 | -17 | -18 | -12 | | |
| | 5. Construction | -60 | 09-99 | -10 | 35 | 06-96 | -32 | -36 | -39 | -41 | -42 | -42 | -40 | -41 | -43 | -41 | -41 | -42 | | |
| | =6. ESI | 70.6 | 09-92 | 100.0 | 123.5 | 06-96 | 77.8 | 78.9 | 79.0 | 79.7 | 78.2 | 76.8 | 76.9 | 77.1 | 76.6 | 80.4 | 80.0 | 80.9 | | |
| SI | 1. Industry | -35 | 01-09 | -3 | 18 | 06-00 | -35 | -35 | -30 | -28 | -28 | -24 | -18 | -17 | -12 | -11 | -5 | -8 | | |
| | 2. Services | -28 | 04-09 | 16 | 32 | 10-02 | -21 | -28 | -23 | -21 | -24 | -24 | -24 | -23 | -19 | -20 | -13 | -15 | | |
| | 3. Consumer | -41 | 01-09 | -19 | -4 | 07-07 | -37 | -41 | -33 | -25 | -27 | -27 | -18 | -26 | -21 | -23 | -23 | -22 | | |
| | 4. Retail trade | -23 | 06-09 | 12 | 37 | 09-07 | -20 | -20 | -20 | -23 | -22 | -15 | -15 | -16 | -14 | -10 | -7 | -8 | | |
| | 5. Construction | -60 | 08-09 | -8 | 24 | 03-07 | -48 | -55 | -52 | -57 | -54 | -60 | -60 | -58 | -51 | -51 | -55 | -57 | | |
| | =6. ESI | 66.6 | 04-09 | 100.0 | 118.5 | 05-07 | 69.9 | 66.6 | 74.0 | 78.3 | 75.6 | 78.4 | 84.3 | 81.8 | 88.2 | 87.6 | 92.3 | 90.4 | | |
| SK | 1. Industry | -32 | 01-09 | 4 | 26 | 05-96 | -31 | -31 | -30 | -17 | -10 | -11 | -13 | -9 | -6 | 2 | -2 | -5 | | |
| | 2. Services | -24 | 05-09 | 33 | 60 | 06-03 | -12 | -20 | -24 | -20 | -22 | -16 | -7 | -1 | 2 | 10 | 15 | 15 | | |
| | 3. Consumer | -49 | 09-99 | -24 | 7 | 12-06 | -45 | -44 | -37 | -36 | -35 | -34 | -26 | -31 | -32 | -28 | -25 | -19 | | |
| | 4. Retail trade | -23 | 03-09 | 9 | 34 | 11-98 | -23 | -23 | -21 | -21 | -23 | -15 | -15 | -12 | -15 | -10 | -10 | -10 | | |
| | 5. Construction | -86 | 07-99 | -24 | 17 | 03-97 | -36 | -48 | -50 | -53 | -53 | -51 | -52 | -48 | -45 | -43 | -48 | -42 | | |
| | =6. ESI | 66.1 | 04-09 | 100.0 | 120.7 | 05-96 | 68.6 | 66.1 | 67.5 | 73.7 | 76.4 | 77.9 | 81.2 | 83.9 | 85.8 | 92.2 | 92.4 | 93.3 | | |
| FI | 1. Industry | -37 | 03-09 | 1 | 30 | 10-94 | -37 | -34 | -34 | -36 | -31 | -29 | -21 | -20 | -18 | -8 | -9 | -1 | | |
| | 2. Services | -26 | 03-09 | 23 | 61 | 09-00 | -26 | -23 | -23 | -15 | -13 | -10 | -12 | -6 | -5 | -2 | 5 | 10 | | |
| | 3. Consumer | -6 | 12-08 | 14 | 23 | 02-00 | -2 | 1 | 6 | 8 | 10 | 8 | 12 | 14 | 12 | 16 | 16 | 17 | | |
| | 4. Retail trade | -21 | 06-09 | -1 | 27 | 08-07 | -17 | -18 | -20 | -21 | -14 | -16 | -14 | -16 | -7 | -5 | -6 | -3 | | |
| | 5. Construction | -97 | 09-91 | -15 | 48 | 06-98 | -64 | -57 | -52 | -63 | -57 | -57 | -49 | | | | | | | |

TABLE 2a: Monthly survey of manufacturing industry (s.a.) ^{(a)(c)}

| | | Since 1990 (*) | | | | | | 2009 | | | | | | 2010 | | | | | |
|--|-----|----------------|-------|-------|-------|-------|------|------|-----|-----|-----|-----|-----|------|-----|-----|-----|-----|-----|
| | | Min. | | Ave. | | Max. | | Mar | Apr | May | Jun | Jul | Aug | Sep | Oct | Nov | Dec | Jan | Feb |
| | | Value | Date | Value | Date | Value | Date | | | | | | | | | | | | |
| INDUSTRIAL CONFIDENCE INDICATOR | EU | -39 | 03-09 | -8 | 7 | 12-94 | -39 | -36 | -34 | -32 | -30 | -26 | -24 | -20 | -19 | -16 | -13 | -13 | |
| | EA | -38 | 03-09 | -8 | 7 | 04-07 | -38 | -35 | -33 | -32 | -29 | -25 | -24 | -21 | -19 | -16 | -14 | -13 | |
| | BE | -34 | 03-09 | -10 | 7 | 06-07 | -34 | -31 | -30 | -26 | -24 | -21 | -21 | -18 | -13 | -12 | -10 | -11 | |
| | BG | -30 | 06-93 | -5 | 14 | 05-07 | -10 | -10 | -11 | -10 | -14 | -15 | -15 | -12 | -13 | -10 | -13 | -11 | |
| | CZ | -35 | 02-09 | 0 | 27 | 06-00 | -33 | -26 | -25 | -22 | -21 | -19 | -14 | -18 | -17 | -12 | -9 | -3 | |
| | DK | -35 | 02-09 | -2 | 16 | 09-94 | -34 | -32 | -25 | -20 | -14 | -14 | -13 | -11 | -5 | -3 | 1 | 4 | |
| | DE | -41 | 03-09 | -10 | 11 | 09-90 | -41 | -40 | -39 | -37 | -34 | -29 | -29 | -23 | -21 | -19 | -15 | -12 | |
| | EE | -39 | 03-09 | 3 | 29 | 12-06 | -39 | -36 | -32 | -33 | -28 | -24 | -24 | -23 | -20 | -14 | -12 | -11 | |
| | IE | -23 | 11-01 | -1 | 21 | 11-99 | : | : | : | : | : | : | : | : | : | : | : | : | |
| | EL | -37 | 03-09 | -1 | 13 | 03-00 | -37 | -35 | -33 | -28 | -28 | -27 | -24 | -22 | -23 | -24 | -21 | -23 | |
| | ES | -44 | 01-93 | -10 | 7 | 04-00 | -40 | -36 | -35 | -34 | -32 | -27 | -28 | -24 | -25 | -23 | -21 | -21 | |
| | FR | -41 | 06-93 | -8 | 15 | 06-00 | -39 | -33 | -32 | -29 | -30 | -27 | -22 | -20 | -18 | -13 | -12 | -16 | |
| | IT | -35 | 03-09 | -4 | 13 | 07-95 | -35 | -31 | -26 | -26 | -23 | -20 | -21 | -17 | -17 | -11 | -10 | -9 | |
| | CY | -20 | 08-09 | 3 | 19 | 04-08 | -19 | -8 | -16 | -11 | -8 | -20 | -14 | -20 | -12 | -13 | -13 | -12 | |
| | LV | -45 | 04-93 | -10 | 11 | 02-07 | -36 | -29 | -29 | -28 | -27 | -28 | -26 | -23 | -22 | -19 | -18 | -14 | |
| | LT | -42 | 04-09 | -13 | 10 | 06-07 | -37 | -42 | -37 | -35 | -35 | -32 | -37 | -31 | -30 | -25 | -16 | -17 | |
| | LU | -59 | 03-09 | -12 | 25 | 04-95 | -59 | -59 | -54 | -52 | -46 | -41 | -41 | -30 | -29 | -28 | -33 | -24 | |
| | HU | -35 | 03-09 | -5 | 8 | 12-97 | -35 | -34 | -28 | -25 | -20 | -17 | -17 | -16 | -16 | -12 | -7 | -8 | |
| | MT | -29 | 03-09 | -7 | 18 | 03-08 | -29 | -22 | -23 | -26 | -18 | -17 | -16 | -6 | -3 | -2 | -7 | -2 | |
| | NL | -26 | 02-09 | -2 | 7 | 07-06 | -24 | -21 | -21 | -20 | -20 | -16 | -15 | -13 | -10 | -10 | -9 | -7 | |
| | AT | -35 | 03-09 | -11 | 8 | 03-90 | -35 | -34 | -33 | -32 | -30 | -26 | -25 | -24 | -23 | -22 | -19 | -16 | |
| | PL | -28 | 03-09 | -13 | 10 | 09-97 | -28 | -26 | -26 | -26 | -26 | -23 | -22 | -20 | -19 | -19 | -16 | -14 | |
| PT | -38 | 04-09 | -8 | 7 | 03-98 | -31 | -38 | -30 | -32 | -33 | -27 | -18 | -25 | -19 | -21 | -16 | -17 | | |
| RO | -22 | 09-92 | -1 | 28 | 06-96 | -17 | -14 | -14 | -14 | -15 | -15 | -14 | -13 | -13 | -12 | -10 | -10 | | |
| SI | -35 | 01-09 | -3 | 18 | 06-00 | -35 | -35 | -30 | -28 | -28 | -24 | -18 | -17 | -12 | -11 | -5 | -8 | | |
| SK | -32 | 01-09 | 4 | 26 | 05-96 | -31 | -31 | -30 | -17 | -10 | -11 | -13 | -9 | -6 | 2 | -2 | -5 | | |
| FI | -37 | 03-09 | 1 | 30 | 10-94 | -37 | -34 | -34 | -36 | -31 | -29 | -21 | -20 | -18 | -8 | -9 | -1 | | |
| SE | -42 | 03-09 | -6 | 15 | 05-00 | -42 | -38 | -36 | -33 | -24 | -22 | -24 | -17 | -14 | -9 | -7 | : | | |
| UK | -50 | 03-09 | -12 | 11 | 02-95 | -50 | -44 | -40 | -40 | -38 | -31 | -28 | -20 | -21 | -21 | -14 | -16 | | |
| PRODUCTION EXPECTATIONS (Question 5) | EU | -34 | 03-09 | 6 | 24 | 12-94 | -34 | -26 | -20 | -16 | -12 | -7 | -6 | 0 | 4 | 4 | 7 | 8 | |
| | EA | -31 | 02-09 | 5 | 21 | 12-94 | -32 | -25 | -20 | -16 | -13 | -8 | -7 | -2 | 2 | 3 | 5 | 7 | |
| Component of the industrial confidence indicator | BE | -37 | 02-09 | -4 | 16 | 12-94 | -35 | -34 | -30 | -25 | -23 | -18 | -19 | -18 | -6 | -7 | -3 | -6 | |
| | BG | -17 | 02-97 | 23 | 45 | 09-08 | 7 | 9 | 10 | 10 | 7 | 6 | 6 | 9 | 11 | 19 | 10 | 12 | |
| | CZ | -46 | 02-09 | 20 | 61 | 05-95 | -24 | -14 | -12 | -6 | -4 | -1 | 3 | -7 | -7 | -3 | 7 | 20 | |
| | DK | -35 | 02-09 | 9 | 30 | 02-98 | -31 | -24 | -9 | -10 | 2 | -1 | -7 | 4 | 6 | 14 | 14 | 10 | |
| | DE | -42 | 01-09 | 1 | 20 | 12-94 | -38 | -33 | -28 | -21 | -17 | -8 | -10 | -2 | 3 | 5 | 7 | 13 | |
| | EE | -70 | 04-92 | 16 | 68 | 03-02 | -39 | -33 | -17 | -16 | -9 | -7 | -9 | -7 | -7 | 4 | 2 | 4 | |
| | IE | -22 | 11-01 | 9 | 35 | 11-99 | : | : | : | : | : | : | : | : | : | : | : | : | |
| | EL | -20 | 03-09 | 24 | 44 | 02-00 | -20 | -18 | -11 | -4 | -1 | 4 | 1 | 6 | 3 | 1 | 3 | -5 | |
| | ES | -30 | 03-09 | 3 | 17 | 12-00 | -30 | -18 | -17 | -15 | -9 | -2 | -9 | -3 | -3 | -4 | 1 | 1 | |
| | FR | -32 | 12-08 | 5 | 27 | 10-00 | -29 | -23 | -20 | -14 | -18 | -12 | -4 | 1 | 6 | 1 | 3 | -1 | |
| | IT | -28 | 03-09 | 12 | 31 | 12-94 | -28 | -20 | -11 | -8 | -5 | -4 | -5 | 0 | 0 | 7 | 6 | 9 | |
| | CY | -24 | 03-09 | 13 | 37 | 02-08 | -24 | 7 | -16 | -4 | -3 | -16 | -12 | -23 | -5 | -3 | -9 | -7 | |
| | LV | -39 | 02-09 | 13 | 41 | 03-02 | -35 | -20 | -19 | -19 | -17 | -21 | -18 | -13 | -11 | -5 | -7 | -3 | |
| | LT | -35 | 04-09 | 10 | 35 | 08-97 | -29 | -35 | -24 | -16 | -17 | -17 | -32 | -17 | -13 | -8 | 0 | -8 | |
| | LU | -62 | 04-09 | -4 | 33 | 04-07 | -58 | -62 | -54 | -44 | -28 | -17 | -22 | -8 | 1 | 4 | -14 | -5 | |
| | HU | -48 | 04-09 | 8 | 34 | 12-97 | -47 | -48 | -34 | -26 | -16 | -10 | -9 | -4 | 8 | 3 | 5 | 5 | |
| | MT | -23 | 12-08 | 17 | 57 | 03-08 | -17 | 4 | 12 | 11 | 9 | 6 | 9 | 28 | 30 | 20 | 17 | 25 | |
| | NL | -27 | 02-09 | 6 | 18 | 01-08 | -21 | -11 | -12 | -10 | -12 | -5 | 2 | 2 | 6 | 2 | 1 | 3 | |
| | AT | -30 | 03-09 | 4 | 19 | 02-07 | -30 | -21 | -19 | -17 | -12 | -7 | -5 | -3 | -3 | -2 | 3 | 6 | |
| | PL | -18 | 03-09 | 19 | 35 | 06-95 | -18 | -11 | -10 | -10 | -7 | -3 | 0 | 3 | 5 | 5 | 10 | 14 | |
| | PT | -31 | 02-09 | 3 | 21 | 01-97 | -15 | -25 | -18 | -15 | -16 | -10 | 0 | -8 | 6 | -2 | -6 | -3 | |
| | RO | -16 | 03-09 | 20 | 52 | 03-03 | -16 | -8 | -10 | -12 | -10 | -13 | -11 | -7 | -7 | -6 | -3 | -5 | |
| SI | -25 | 01-09 | 22 | 42 | 06-00 | -19 | -16 | -9 | -6 | -5 | -1 | 12 | 8 | 15 | 16 | 23 | 21 | | |
| SK | -33 | 01-09 | 27 | 62 | 12-97 | -27 | -25 | -28 | 24 | 24 | 19 | 11 | 16 | 23 | 43 | 19 | 16 | | |
| FI | -36 | 11-08 | 13 | 50 | 07-05 | -30 | -23 | -16 | -20 | -16 | -21 | -12 | -14 | -3 | 13 | 18 | 24 | | |
| SE | -34 | 12-08 | 14 | 46 | 05-00 | -32 | -18 | -8 | -1 | 17 | 22 | 18 | 20 | 28 | 33 | 39 | : | | |
| UK | -54 | 03-09 | 4 | 33 | 02-95 | -54 | -40 | -26 | -28 | -20 | -13 | -10 | 2 | 7 | 1 | 8 | 6 | | |
| ORDER BOOKS (Question 2) | EU | -62 | 06-09 | -19 | 7 | 04-07 | -61 | -59 | -61 | -62 | -61 | -57 | -55 | -52 | -50 | -47 | -43 | -42 | |
| | EA | -63 | 06-09 | -18 | 9 | 04-07 | -61 | -60 | -61 | -63 | -61 | -56 | -56 | -53 | -51 | -47 | -44 | -42 | |
| Component of the industrial confidence indicator | BE | -57 | 06-09 | -20 | 11 | 06-00 | -56 | -56 | -55 | -57 | -54 | -50 | -52 | -42 | -41 | -41 | -38 | -36 | |
| | BG | -65 | 06-93 | -40 | -9 | 05-07 | -46 | -48 | -50 | -51 | -57 | -60 | -60 | -55 | -58 | -56 | -58 | -56 | |
| | CZ | -59 | 03-09 | -7 | 30 | 01-01 | -59 | -51 | -52 | -53 | -53 | -49 | -38 | -41 | -37 | -32 | -30 | -27 | |
| | DK | -63 | 04-09 | -7 | 32 | 12-94 | -58 | -63 | -60 | -61 | -54 | -56 | -55 | -54 | -42 | -39 | -36 | -26 | |
| | DE | -64 | 06-09 | -22 | 16 | 12-06 | -59 | -59 | -62 | -64 | -61 | -57 | -56 | -53 | -50 | -48 | -43 | -41 | |
| | EE | -76 | 06-09 | -3 | 32 | 12-06 | -72 | -69 | -75 | -77 | -71 | -62 | -62 | -59 | -55 | -49 | -41 | -42 | |
| | IE | -36 | 06-93 | -6 | 24 | 12-99 | : | : | : | : | : | : | : | : | : | : | : | : | |
| | EL | -59 | 05-09 | -15 | 6 | 05-98 | -56 | -56 | -59 | -56 | -57 | -55 | -54 | -50 | -49 | -51 | -48 | -45 | |
| | ES | -65 | 01-93 | -17 | 11 | 07-98 | -60 | -61 | -60 | -59 | -62 | -59 | -55 | -51 | -54 | -52 | -52 | -49 | |
| | FR | -69 | 06-09 | -17 | 27 | 06-00 | -67 | -61 | -65 | -69 | -65 | -60 | -58 | -57 | -56 | -51 | -46 | -48 | |
| | IT | -68 | 03-09 | -18 | 13 | 02-95 | -68 | -66 | -65 | -66 | -64 | -54 | -57 | -55 | -52 | -44 | -41 | -38 | |
| | CY | -42 | 10-09 | -15 | 5 | 06-07 | -28 | -30 | -32 | -31 | -32 | -42 | -35 | -42 | -33 | -34 | -37 | -32 | |
| | LV | -79 | 07-93 | -38 | -3 | 02-07 | -69 | -65 | -69 | -69 | -65 | -66 | -66 | -63 | -59 | -58 | -53 | -43 | |
| | LT | -79 | 11-98 | -39 | 1 | 08-07 | -62 | -75 | -74 | -76 | -75 | -72 | -71 | -68 | -72 | -71 | -54 | -54 | |
| | LU | -80 | 06-09 | -21 | 34 | 12-97 | -77 | -76 | -79 | -80 | -78 | -77 | -76 | -67 | -69 | -69 | -68 | -55 | |
| | HU | -68 | 03-09 | -20 | 0 | 04-98 | -68 | -64 | -63 | -61 | -55 | -54 | -54 | -53 | -51 | -45 | -36 | -37 | |
| | MT | -71 | 06-09 | -26 | 13 | 06-05 | -57 | -55 | -64 | -71 | -49 | -40 | -43 | -37 | -37 | -26 | -34 | -33 | |
| | NL | -44 | 06-09 | -8 | 8 | 07-06 | -40 | -42 | -41 | -44 | -43 | -39 | -43 | -36 | -35 | -31 | -28 | -24 | |
| | AT | -59 | 07-09 | -25 | 11 | 03-90 | -55 | -58 | -58 | | | | | | | | | | |

TABLE 2a: (continued) **Monthly survey of manufacturing industry (s.a.)** ^{(a)(c)}

| | Since 1990 (*) | | | | | | 2009 | | | | | | | | 2010 | | | |
|---|----------------|------|-------|------|-------|-------|------|-----|-----|-----|-----|-----|-----|-----|------|-----|-----|-----|
| | Min. | | Ave. | | Max. | | Mar | Apr | May | Jun | Jul | Aug | Sep | Oct | Nov | Dec | Jan | Feb |
| | Value | Date | Value | Date | Value | Date | | | | | | | | | | | | |
| | | | | | | | | | | | | | | | | | | |
| STOCKS OF FINISHED PRODUCTS ^(b) (Question 4) | EU | 22 | 01-93 | 11 | 3 | 06-07 | 22 | 21 | 20 | 18 | 15 | 13 | 11 | 9 | 9 | 6 | 4 | 5 |
| | EA | 23 | 04-93 | 10 | 2 | 11-94 | 20 | 19 | 18 | 16 | 14 | 12 | 10 | 8 | 7 | 5 | 3 | 4 |
| | BE | 26 | 10-01 | 7 | -11 | 12-09 | 10 | 3 | 4 | -3 | -4 | -5 | -7 | -5 | -9 | -11 | -11 | -9 |
| | BG | 35 | 08-93 | -1 | -22 | 06-97 | -11 | -9 | -9 | -10 | -9 | -9 | -9 | -11 | -10 | -9 | -9 | -11 |
| | CZ | 46 | 08-93 | 14 | -12 | 04-00 | 15 | 13 | 12 | 7 | 5 | 7 | 8 | 6 | 7 | 0 | 4 | 3 |
| | DK | 28 | 06-99 | 9 | -30 | 02-10 | 13 | 9 | 6 | -11 | -12 | -16 | -23 | -17 | -22 | -17 | -27 | -30 |
| | DE | 28 | 04-09 | 10 | -9 | 09-90 | 27 | 28 | 28 | 27 | 24 | 21 | 19 | 15 | 15 | 13 | 11 | 9 |
| | EE | 39 | 06-93 | 4 | -21 | 12-06 | 6 | 5 | 5 | 7 | 2 | 4 | 1 | 1 | -3 | -3 | -2 | -6 |
| | IE | 23 | 11-93 | 6 | -17 | 07-06 | : | : | : | : | : | : | : | : | : | : | : | : |
| | EL | 34 | 03-09 | 13 | 1 | 06-94 | 34 | 31 | 30 | 23 | 26 | 29 | 20 | 21 | 23 | 22 | 18 | 18 |
| | ES | 47 | 01-93 | 15 | -1 | 11-02 | 30 | 30 | 27 | 28 | 27 | 21 | 22 | 17 | 17 | 15 | 14 | 16 |
| | FR | 34 | 06-93 | 13 | -9 | 12-09 | 21 | 16 | 11 | 4 | 7 | 8 | 4 | 4 | 3 | -10 | -5 | -2 |
| | IT | 17 | 10-90 | 8 | -5 | 01-10 | 8 | 6 | 3 | 4 | 1 | 1 | 1 | -2 | -2 | -3 | -5 | -3 |
| | CY | 6 | 01-09 | -11 | -34 | 09-01 | 6 | 0 | 0 | -2 | -10 | 2 | -4 | -6 | -1 | 2 | -7 | -3 |
| | LV | 43 | 07-93 | 5 | -11 | 03-04 | 4 | 2 | -1 | -5 | -2 | -4 | -7 | -7 | -4 | -6 | -5 | -5 |
| | LT | 49 | 01-94 | 9 | -16 | 01-95 | 19 | 15 | 13 | 14 | 13 | 6 | 10 | 9 | 6 | -3 | -6 | -10 |
| | LU | 45 | 12-08 | 10 | -22 | 03-95 | 43 | 39 | 31 | 34 | 31 | 31 | 25 | 15 | 17 | 18 | 17 | 11 |
| | HU | 15 | 12-98 | 1 | -15 | 05-09 | -10 | -12 | -15 | -13 | -11 | -13 | -11 | -9 | -11 | -7 | -10 | -8 |
| | MT | 35 | 07-05 | 13 | -16 | 06-05 | 14 | 16 | 16 | 19 | 13 | 18 | 14 | 10 | 1 | -1 | 4 | -1 |
| | NL | 13 | 02-09 | 5 | -1 | 12-94 | 11 | 11 | 10 | 7 | 6 | 5 | 4 | 4 | 1 | 2 | 0 | 1 |
| | AT | 27 | 04-96 | 13 | -2 | 12-06 | 21 | 23 | 21 | 20 | 18 | 17 | 17 | 16 | 13 | 13 | 11 | 10 |
| | PL | 20 | 01-99 | 3 | -11 | 09-94 | 8 | 8 | 8 | 7 | 8 | 7 | 6 | 6 | 5 | 4 | 5 | 4 |
| | PT | 25 | 06-93 | 7 | -11 | 01-08 | 10 | 15 | 8 | 12 | 7 | 7 | 0 | 15 | 9 | 10 | 1 | 3 |
| | RO | 50 | 07-92 | 7 | -7 | 05-06 | 1 | -2 | -1 | -3 | 1 | -3 | -3 | -4 | -3 | -5 | -7 | -7 |
| | SI | 28 | 02-96 | 12 | -3 | 01-10 | 11 | 10 | 6 | 2 | 8 | 3 | 3 | 5 | -3 | 0 | -3 | 1 |
| | SK | 55 | 05-94 | 7 | -27 | 02-01 | 20 | 17 | 10 | 19 | 7 | 6 | 6 | 5 | 3 | -1 | -6 | -1 |
| | FI | 31 | 01-96 | 5 | -20 | 04-95 | 15 | 15 | 18 | 17 | 8 | 2 | -12 | -13 | -6 | -13 | -13 | -16 |
| | SE | 43 | 04-09 | 17 | -3 | 06-07 | 36 | 43 | 40 | 35 | 22 | 29 | 27 | 28 | 22 | 17 | 15 | : |
| | UK | 33 | 04-09 | 17 | 1 | 06-07 | 32 | 33 | 33 | 31 | 29 | 19 | 20 | 12 | 22 | 17 | 11 | 13 |
| PRODUCTION TREND OBSERVED IN RECENT MONTHS (Question 1) | EU | -46 | 03-09 | -2 | 19 | 01-95 | -46 | -44 | -42 | -36 | -31 | -23 | -20 | -14 | -11 | -6 | -4 | -1 |
| | EA | -47 | 02-09 | -3 | 15 | 01-95 | -46 | -44 | -42 | -35 | -32 | -22 | -20 | -17 | -12 | -7 | -7 | -4 |
| | BE | -31 | 02-09 | -1 | 16 | 06-06 | -20 | -26 | -13 | -19 | -9 | -6 | -7 | 4 | 3 | 4 | 6 | 5 |
| | BG | -36 | 05-09 | -2 | 33 | 01-07 | -17 | -34 | -36 | -35 | -34 | -32 | -32 | -24 | -28 | -28 | -29 | -21 |
| | CZ | -56 | 02-09 | 11 | 42 | 11-00 | -48 | -35 | -25 | -23 | -18 | -6 | 2 | 4 | 0 | 0 | 4 | 7 |
| | DK | -48 | 06-09 | 8 | 41 | 09-94 | -44 | -46 | -42 | -48 | -37 | -34 | -19 | -12 | 2 | -1 | -2 | -4 |
| | DE | -49 | 02-09 | -4 | 22 | 12-90 | -45 | -40 | -40 | -32 | -24 | -12 | -12 | -8 | -3 | 4 | 2 | 2 |
| | EE | -53 | 04-09 | 10 | 56 | 06-01 | -47 | -53 | -47 | -43 | -32 | -25 | -28 | -12 | -10 | -1 | -4 | 1 |
| | IE | -25 | 10-01 | 6 | 38 | 03-00 | : | : | : | : | : | : | : | : | : | : | : | : |
| | EL | -35 | 04-09 | 12 | 36 | 01-00 | -35 | -35 | -32 | -30 | -24 | -22 | -20 | -14 | -13 | -13 | -8 | -7 |
| | ES | -51 | 03-09 | -2 | 21 | 04-95 | -51 | -45 | -45 | -34 | -36 | -36 | -30 | -24 | -19 | -17 | -20 | -16 |
| | FR | -46 | 02-09 | 3 | 36 | 01-95 | -46 | -44 | -41 | -29 | -29 | -16 | -11 | -11 | -3 | -2 | 7 | 8 |
| | IT | -62 | 07-09 | -12 | 14 | 03-95 | -60 | -61 | -60 | -60 | -62 | -49 | -54 | -54 | -51 | -41 | -40 | -37 |
| | CY | -46 | 04-09 | -6 | 43 | 09-08 | -35 | -46 | -30 | -28 | -26 | -38 | -14 | -37 | -29 | -25 | -32 | -27 |
| | LV | -51 | 02-09 | 0 | 29 | 06-01 | -49 | -51 | -44 | -42 | -34 | -28 | -29 | -25 | -21 | -18 | -14 | -9 |
| | LT | -42 | 01-09 | 1 | 34 | 04-98 | -27 | -32 | -30 | -28 | -24 | -16 | -11 | -16 | -16 | -12 | 2 | -5 |
| | LU | -73 | 04-09 | -4 | 32 | 04-95 | -67 | -73 | -64 | -44 | -35 | -24 | -19 | -2 | -3 | -7 | 13 | 13 |
| | HU | -58 | 03-09 | -4 | 27 | 04-98 | -58 | -54 | -53 | -49 | -40 | -34 | -31 | -25 | -28 | -16 | -19 | -17 |
| | MT | -48 | 04-09 | 7 | 48 | 07-06 | -39 | -48 | -35 | -20 | -20 | -2 | -10 | 2 | 29 | 36 | 29 | 26 |
| | NL | -48 | 04-09 | 2 | 15 | 09-06 | -37 | -48 | -28 | -25 | -20 | -9 | -15 | -8 | 0 | 13 | 11 | 13 |
| | AT | -35 | 03-09 | 5 | 33 | 04-07 | -35 | -35 | -35 | -29 | -25 | -15 | -9 | -8 | -5 | 2 | 0 | 6 |
| | PL | -30 | 03-09 | 1 | 27 | 12-06 | -30 | -27 | -22 | -19 | -19 | -12 | -13 | -8 | -5 | -4 | 1 | -2 |
| | PT | -45 | 11-08 | -3 | 15 | 08-94 | -34 | -35 | -31 | -18 | -19 | -17 | -16 | -2 | -7 | 1 | -16 | 2 |
| | RO | -25 | 03-09 | 12 | 47 | 04-02 | -25 | -25 | -22 | -19 | -21 | -19 | -18 | -18 | -16 | -15 | -16 | -17 |
| | SI | -45 | 12-08 | 7 | 39 | 05-00 | -38 | -43 | -27 | -23 | -12 | -3 | -1 | 6 | 3 | 8 | 11 | 9 |
| | SK | -63 | 03-09 | 16 | 78 | 12-03 | -63 | -45 | -26 | -47 | -28 | 3 | 45 | 31 | 32 | 34 | 9 | 30 |
| | FI | -55 | 02-09 | 10 | 53 | 12-04 | -45 | -33 | -41 | -40 | -28 | -27 | -17 | -8 | -10 | -2 | 3 | -3 |
| | SE | -39 | 04-09 | 10 | 48 | 12-94 | -30 | -39 | -26 | -18 | -13 | -4 | -2 | 15 | 12 | 31 | 26 | : |
| | UK | -54 | 03-09 | -2 | 34 | 03-95 | -54 | -48 | -52 | -47 | -34 | -38 | -25 | -8 | -13 | -10 | 6 | 8 |
| EXPORT ORDER BOOKS (Question 3) | EU | -62 | 07-09 | -20 | 5 | 04-07 | -60 | -59 | -61 | -62 | -62 | -58 | -55 | -51 | -50 | -47 | -43 | -40 |
| | EA | -65 | 06-09 | -20 | 6 | 05-07 | -62 | -63 | -64 | -65 | -64 | -59 | -57 | -54 | -51 | -49 | -45 | -42 |
| | BE | -63 | 05-09 | -21 | 7 | 06-00 | -62 | -60 | -63 | -60 | -53 | -53 | -57 | -43 | -40 | -42 | -38 | -36 |
| | BG | -67 | 12-98 | -43 | -14 | 10-00 | -51 | -53 | -56 | -55 | -63 | -64 | -66 | -60 | -62 | -59 | -60 | -58 |
| | CZ | -60 | 03-09 | -5 | 26 | 09-00 | -60 | -56 | -55 | -55 | -54 | -49 | -39 | -42 | -37 | -33 | -29 | -26 |
| | DK | -61 | 04-09 | -5 | 27 | 05-07 | -59 | -61 | -56 | -56 | -52 | -58 | -54 | -52 | -43 | -37 | -36 | -26 |
| | DE | -64 | 06-09 | -25 | 10 | 12-06 | -57 | -60 | -63 | -64 | -63 | -59 | -59 | -56 | -51 | -49 | -43 | -40 |
| | EE | -67 | 03-09 | -4 | 25 | 03-01 | -67 | -65 | -62 | -67 | -57 | -55 | -59 | -54 | -47 | -47 | -39 | -38 |
| | IE | -53 | 09-93 | -6 | 38 | 04-00 | : | : | : | : | : | : | : | : | : | : | : | : |
| | EL | -59 | 05-09 | -17 | 13 | 03-95 | -53 | -52 | -59 | -55 | -53 | -53 | -45 | -40 | -45 | -49 | -47 | -43 |
| | ES | -62 | 07-09 | -20 | 6 | 05-95 | -59 | -59 | -60 | -59 | -62 | -53 | -48 | -51 | -52 | -49 | -48 | -46 |
| | FR | -75 | 03-09 | -14 | 36 | 06-00 | -75 | -71 | -71 | -73 | -74 | -73 | -63 | -58 | -53 | -58 | -52 | -52 |
| | IT | -70 | 05-09 | -20 | 19 | 02-95 | -68 | -68 | -70 | -68 | -66 | -56 | -60 | -58 | -55 | -46 | -46 | -40 |
| | CY | -79 | 10-09 | -27 | 4 | 05-05 | -61 | -68 | -75 | -65 | -72 | -47 | -61 | -79 | -55 | -64 | -53 | -40 |
| | LV | -65 | 03-09 | -35 | -13 | 02-07 | -65 | -61 | -62 | -61 | -57 | -58 | -56 | -52 | -50 | -51 | -50 | -42 |
| | LT | -76 | 07-09 | -33 | 27 | 08-07 | -63 | -70 | -70 | -75 | -76 | -70 | -69 | -68 | -66 | -65 | -54 | -53 |
| | LU | -89 | 06-09 | -26 | 45 | 04-00 | -84 | -78 | -85 | -89 | - | | | | | | | |

TABLE 2a: (continued) Monthly survey of manufacturing industry (s.a.)^{(a)(c)}

| | Since 1990 (*) | | | | | | 2009 | | | | | | | 2010 | | | | |
|---|----------------|-------|-------|------|-------|-------|------|-----|-----|-----|-----|-----|-----|------|-----|-----|-----|-----|
| | Min. | | Ave. | | Max. | | Mar | Apr | May | Jun | Jul | Aug | Sep | Oct | Nov | Dec | Jan | Feb |
| | Value | Date | Value | Date | Value | Date | | | | | | | | | | | | |
| EMPLOYMENT EXPECTATIONS (Question 7) | EU | -41 | 03-09 | -14 | 2 | 06-07 | -41 | -38 | -37 | -36 | -33 | -30 | -30 | -26 | -24 | -21 | -18 | -16 |
| | EA | -41 | 06-93 | -13 | 4 | 11-00 | -38 | -37 | -36 | -34 | -32 | -29 | -30 | -26 | -24 | -21 | -20 | -18 |
| | BE | -36 | 03-09 | -9 | 9 | 09-00 | -36 | -35 | -34 | -28 | -25 | -26 | -23 | -16 | -8 | -8 | -8 | -7 |
| | BG | -47 | 06-99 | -16 | 6 | 11-06 | -21 | -18 | -20 | -18 | -23 | -20 | -20 | -19 | -21 | -17 | -16 | -13 |
| | CZ | -64 | 02-09 | -21 | 15 | 09-07 | -57 | -47 | -46 | -43 | -40 | -38 | -30 | -38 | -28 | -25 | -15 | -16 |
| | DK | -42 | 04-09 | -4 | 13 | 03-98 | -39 | -42 | -36 | -36 | -27 | -22 | -28 | -28 | -26 | -15 | -8 | -4 |
| | DE | -52 | 06-93 | -17 | 8 | 02-90 | -38 | -38 | -38 | -34 | -35 | -32 | -35 | -29 | -27 | -22 | -22 | -18 |
| | EE | -78 | 04-92 | -11 | 22 | 11-06 | -52 | -52 | -47 | -40 | -36 | -30 | -30 | -26 | -26 | -19 | -16 | -10 |
| | IE | -34 | 12-92 | -9 | 16 | 09-00 | : | : | : | : | : | : | : | : | : | : | : | : |
| | EL | -36 | 02-09 | -4 | 12 | 05-02 | -36 | -35 | -27 | -25 | -21 | -23 | -22 | -14 | -11 | -14 | -16 | -19 |
| | ES | -53 | 06-93 | -9 | 9 | 03-01 | -39 | -35 | -35 | -30 | -24 | -20 | -24 | -20 | -19 | -19 | -17 | -13 |
| | FR | -50 | 09-93 | -17 | 12 | 09-00 | -49 | -45 | -43 | -45 | -40 | -39 | -36 | -35 | -31 | -28 | -24 | -23 |
| | IT | -30 | 08-96 | -5 | 11 | 11-00 | -28 | -25 | -24 | -22 | -21 | -19 | -22 | -19 | -19 | -17 | -18 | -16 |
| | CY | -39 | 01-09 | 9 | 38 | 10-04 | -7 | -38 | -2 | -5 | -33 | -12 | -9 | -36 | -3 | -6 | -30 | -8 |
| | LV | -51 | 04-93 | -8 | 11 | 11-05 | -42 | -35 | -32 | -35 | -32 | -30 | -31 | -23 | -19 | -14 | -11 | -9 |
| | LT | -59 | 04-94 | -24 | 8 | 06-06 | -48 | -46 | -41 | -46 | -43 | -38 | -34 | -39 | -31 | -25 | -30 | -21 |
| | LU | -65 | 04-09 | -26 | 4 | 03-08 | -58 | -65 | -53 | -63 | -54 | -51 | -39 | -39 | -40 | -34 | -27 | -26 |
| | HU | -60 | 12-91 | -16 | 10 | 10-97 | -44 | -38 | -35 | -32 | -30 | -19 | -18 | -16 | -16 | -12 | -10 | -5 |
| | MT | -38 | 05-09 | -9 | 17 | 11-02 | -32 | -26 | -38 | -26 | -23 | -18 | -22 | -15 | -17 | -21 | -11 | -5 |
| | NL | -39 | 04-09 | -8 | 15 | 06-90 | -34 | -39 | -37 | -38 | -38 | -31 | -31 | -31 | -27 | -26 | -24 | -21 |
| | AT | -34 | 03-09 | -8 | 13 | 04-07 | -34 | -33 | -34 | -29 | -29 | -18 | -18 | -19 | -16 | -14 | -14 | -9 |
| | PL | -50 | 05-99 | -20 | 9 | 01-07 | -31 | -27 | -25 | -24 | -22 | -19 | -19 | -17 | -14 | -13 | -9 | -7 |
| | PT | -35 | 06-93 | -16 | -1 | 02-90 | -33 | -31 | -30 | -30 | -29 | -25 | -24 | -20 | -12 | -22 | -17 | -18 |
| | RO | -67 | 07-92 | -22 | 0 | 09-08 | -24 | -22 | -21 | -22 | -19 | -20 | -22 | -19 | -18 | -16 | -13 | -13 |
| | SI | -54 | 04-09 | -20 | 14 | 02-08 | -51 | -54 | -49 | -48 | -47 | -39 | -32 | -29 | -18 | -16 | -14 | -17 |
| | SK | -56 | 02-09 | -21 | 3 | 07-07 | -51 | -53 | -45 | -43 | -43 | -34 | -24 | -22 | -27 | -23 | -22 | -11 |
| | FI | -60 | 06-91 | -15 | 14 | 12-00 | -53 | -50 | -53 | -54 | -47 | -46 | -39 | -34 | -37 | -27 | -21 | -28 |
| SE | -67 | 03-09 | -19 | 23 | 12-94 | -67 | -60 | -64 | -59 | -43 | -41 | -42 | -31 | -26 | -24 | -17 | : | |
| UK | -50 | 03-91 | -20 | 2 | 06-97 | -49 | -43 | -41 | -40 | -37 | -35 | -30 | -26 | -23 | -23 | -10 | -9 | |
| SELLING-PRICE EXPECTATIONS (Question 6) | EU | -13 | 03-09 | 5 | 27 | 02-95 | -13 | -12 | -12 | -11 | -11 | -9 | -8 | -7 | -8 | -9 | -4 | -2 |
| | EA | -14 | 03-09 | 5 | 26 | 02-95 | -15 | -11 | -12 | -11 | -11 | -9 | -9 | -8 | -9 | -10 | -6 | -4 |
| | BE | -21 | 04-09 | 2 | 26 | 12-94 | -21 | -21 | -17 | -11 | -14 | -9 | -12 | -10 | -9 | -9 | -8 | -6 |
| | BG | -28 | 02-00 | 25 | 89 | 11-96 | -2 | 3 | 1 | -3 | -4 | -3 | -2 | -4 | -1 | 1 | -1 | 1 |
| | CZ | -16 | 03-09 | 16 | 71 | 03-95 | -17 | -15 | -15 | -14 | -10 | -7 | -6 | -4 | -8 | -2 | -1 | 1 |
| | DK | -19 | 10-09 | 2 | 26 | 01-08 | -15 | -11 | -9 | -11 | -1 | -5 | -11 | -19 | -10 | -11 | -16 | -1 |
| | DE | -12 | 03-09 | 6 | 23 | 02-95 | -12 | -11 | -10 | -9 | -10 | -6 | -10 | -7 | -7 | -9 | -7 | -4 |
| | EE | -37 | 02-09 | 15 | 86 | 04-92 | -35 | -33 | -27 | -18 | -16 | -10 | -11 | -16 | -12 | -14 | -14 | -7 |
| | IE | -25 | 11-92 | -1 | 29 | 11-03 | : | : | : | : | : | : | : | : | : | : | : | : |
| | EL | -18 | 03-09 | 15 | 41 | 10-90 | -18 | -15 | -12 | -9 | -10 | -8 | -7 | -6 | -6 | -8 | -5 | -1 |
| | ES | -19 | 03-09 | 3 | 35 | 04-95 | -19 | -10 | -15 | -14 | -8 | -12 | -6 | -8 | -14 | -17 | -9 | -12 |
| | FR | -26 | 01-99 | 1 | 27 | 07-08 | -11 | -1 | -10 | -9 | -9 | -14 | -8 | -6 | -7 | -11 | -3 | -5 |
| | IT | -13 | 07-09 | 10 | 40 | 03-95 | -13 | -11 | -10 | -12 | -13 | -7 | -5 | -8 | -9 | -7 | -3 | -4 |
| | CY | -11 | 05-09 | 6 | 39 | 10-03 | 5 | -2 | -11 | 1 | -9 | -10 | -3 | -6 | 7 | -4 | -3 | 3 |
| | LV | -26 | 02-09 | 15 | 50 | 07-94 | -24 | -23 | -21 | -20 | -16 | -21 | -21 | -17 | -15 | -15 | -18 | -9 |
| | LT | -36 | 04-09 | 12 | 75 | 11-93 | -26 | -36 | -35 | -24 | -27 | -22 | -28 | -30 | -17 | -12 | -8 | 0 |
| | LU | -50 | 08-91 | -3 | 53 | 12-94 | -43 | -30 | -27 | -41 | -31 | -14 | -22 | -15 | -23 | -10 | -10 | -15 |
| | HU | -16 | 01-09 | 21 | 51 | 01-01 | -8 | -12 | -6 | -2 | -3 | -4 | -5 | -8 | -9 | -8 | -13 | -8 |
| | MT | -39 | 12-04 | -9 | 38 | 12-03 | -27 | -13 | -28 | -24 | -24 | -27 | -21 | -9 | -18 | -6 | 0 | 7 |
| | NL | -13 | 04-09 | 5 | 20 | 12-94 | -10 | -13 | -7 | -10 | -10 | -8 | -8 | -9 | -11 | -7 | -6 | 6 |
| | AT | -23 | 03-96 | 0 | 20 | 01-07 | -19 | -18 | -18 | -17 | -13 | -13 | -12 | -12 | -16 | -13 | -9 | -5 |
| | PL | -7 | 08-09 | 13 | 39 | 06-93 | -4 | -6 | -6 | -6 | -7 | -7 | -5 | -3 | -2 | -1 | 1 | 1 |
| | PT | -24 | 01-09 | 7 | 29 | 10-90 | -14 | -14 | -20 | -14 | -16 | 5 | -5 | -6 | -1 | 1 | -2 | 3 |
| | RO | 1 | 10-09 | 48 | 96 | 10-93 | 12 | 6 | 3 | 7 | 4 | 5 | 5 | 1 | 1 | 4 | 7 | 3 |
| | SI | -33 | 03-09 | -5 | 22 | 01-08 | -33 | -31 | -26 | -29 | -20 | -19 | -15 | -16 | -17 | -12 | -15 | -11 |
| | SK | -36 | 03-09 | 24 | 81 | 04-95 | -36 | -24 | -22 | -16 | -16 | -2 | 11 | -11 | -8 | 16 | 12 | 1 |
| | FI | -34 | 03-96 | 3 | 49 | 08-94 | -33 | -28 | -20 | -21 | -29 | -17 | -18 | -17 | -14 | -13 | -13 | -3 |
| SE | -21 | 06-09 | 5 | 37 | 12-94 | -10 | -3 | -6 | -21 | 2 | -4 | -4 | 2 | 1 | -3 | 4 | : | |
| UK | -30 | 01-99 | 2 | 37 | 07-08 | -10 | -20 | -16 | -9 | -17 | -16 | -7 | -6 | -9 | -6 | 3 | 6 | |

(a) The indicator is the arithmetic average of the balances (%) of the questions on production expectations, order-books and stocks (the last with inverted sign).

(b) Highest figure is considered as a minimum, lowest figure is considered as a maximum.

(c) With effect from May 2008, a number of partner institutes in the programme have changed; this may cause a break in some series. Details of the changes are available on the BCS website.

TABLE 2b: Quarterly survey of manufacturing industry

(Data collected in January, April, July and October each year.)

Capacity utilisation in manufacturing industry (%)

(Question 13)

| | Since 1990 (*) | | | | | 2008 | | | 2009 | | | | 2010 |
|----|----------------|--------|-------|------|--------|------|------|------|------|------|------|------|------|
| | Min. | | Ave. | Max. | | II | III | IV | I | II | III | IV | I |
| | Value | Date | Value | Date | | | | | | | | | |
| EU | 70.2 | III-09 | 81.1 | 85.3 | I-90 | 83.7 | 82.7 | 81.0 | 74.6 | 70.8 | 70.2 | 71.6 | 72.9 |
| EA | 69.6 | III-09 | 81.3 | 85.5 | II-90 | 83.8 | 82.7 | 81.5 | 74.6 | 70.2 | 69.6 | 71.0 | 72.0 |
| BE | 70.4 | II-09 | 80.0 | 84.8 | I-01 | 83.4 | 82.1 | 82.4 | 75.4 | 70.4 | 71.5 | 72.0 | 73.7 |
| BG | 52.6 | III-99 | 61.7 | 76.8 | I-07 | 74.7 | 72.5 | 71.4 | 68.9 | 67.2 | 62.7 | 60.6 | 62.3 |
| CZ | 70.9 | IV-91 | 82.5 | 90.4 | II-08 | 90.4 | 88.9 | 85.3 | 76.8 | 74.3 | 74.8 | 77.3 | 78.3 |
| DK | 71.7 | IV-09 | 82.1 | 88.9 | III-07 | 84.7 | 83.1 | 81.6 | 78.9 | 75.9 | 73.2 | 71.7 | 73.5 |
| DE | 71.1 | III-09 | 83.7 | 89.5 | I-91 | 87.6 | 86.2 | 84.8 | 76.2 | 71.8 | 71.1 | 72.1 | 73.9 |
| EE | 52.2 | IV-93 | 67.3 | 79.4 | I-06 | 72.3 | 69.4 | 66.6 | 61.0 | 56.9 | 56.5 | 58.0 | 61.6 |
| IE | 69.7 | II-05 | 76.3 | 83.3 | I-96 | 75.3 | : | : | : | : | : | : | : |
| EL | 68.3 | III-09 | 75.8 | 79.3 | II-01 | 77.3 | 76.2 | 75.4 | 73.4 | 70.3 | 68.3 | 70.6 | 69.0 |
| ES | 67.9 | III-09 | 77.9 | 81.4 | III-07 | 80.2 | 79.0 | 76.4 | 73.5 | 69.8 | 67.9 | 68.8 | 68.9 |
| FR | 70.8 | III-09 | 84.1 | 89.1 | IV-00 | 86.2 | 85.9 | 84.1 | 76.0 | 71.2 | 70.8 | 74.1 | 74.7 |
| IT | 64.6 | III-09 | 75.9 | 80.2 | I-90 | 76.2 | 75.6 | 75.2 | 70.4 | 66.2 | 64.6 | 65.6 | 66.7 |
| CY | 61.7 | I-10 | 70.1 | 76.2 | IV-01 | 73.2 | 72.3 | 70.1 | 69.5 | 66.7 | 64.8 | 64.3 | 61.7 |
| LV | 44.6 | II-93 | 62.0 | 75.0 | III-05 | 68.0 | 67.1 | 64.8 | 59.3 | 53.8 | 54.5 | 54.8 | 58.0 |
| LT | 44.1 | IV-95 | 59.4 | 75.0 | I-07 | 71.4 | 70.6 | 69.3 | 65.0 | 60.4 | 60.1 | 59.9 | 61.7 |
| LU | 65.2 | II-09 | 83.2 | 89.2 | I-01 | 84.5 | 85.9 | 83.9 | 72.6 | 65.2 | 67.4 | 71.6 | 77.5 |
| HU | 69.3 | II-09 | 80.5 | 87.5 | III-07 | 85.9 | 84.4 | 85.6 | 74.8 | 69.3 | 71.7 | 73.3 | 76.4 |
| MT | 11.5 | II-03 | 71.7 | 93.2 | II-06 | 82.4 | 78.2 | 75.9 | 69.0 | 65.9 | 71.0 | 73.0 | 77.3 |
| NL | 74.6 | II-09 | 83.1 | 86.2 | II-90 | 83.4 | 83.6 | 82.9 | 77.5 | 74.6 | 75.5 | 76.0 | 77.3 |
| AT | 73.2 | II-09 | 81.7 | 85.5 | II-07 | 84.0 | 82.4 | 81.9 | 77.2 | 73.2 | 73.5 | 75.2 | 75.8 |
| PL | 48.6 | II-92 | 73.2 | 81.1 | II-08 | 81.1 | 80.0 | 78.9 | 74.0 | 71.9 | 71.2 | 71.5 | 72.4 |
| PT | 70.6 | II-09 | 79.1 | 84.3 | IV-03 | 82.3 | 79.7 | 79.0 | 76.4 | 70.6 | 71.5 | 72.0 | 75.1 |
| RO | 62.1 | I-01 | 72.9 | 80.9 | II-08 | 80.9 | 79.5 | 78.5 | 73.9 | 72.0 | 70.7 | 68.9 | 70.8 |
| SI | 69.1 | II-09 | 80.3 | 86.2 | II-07 | 85.3 | 83.8 | 82.6 | 75.2 | 69.1 | 69.3 | 70.7 | 73.0 |
| SK | 50.9 | II-09 | 75.9 | 87.1 | II-01 | 72.7 | 71.5 | 68.9 | 53.3 | 50.9 | 51.9 | 58.8 | 58.1 |
| FI | 65.3 | III-09 | 84.2 | 89.9 | III-98 | 85.2 | 84.3 | 81.9 | 72.0 | 66.5 | 65.3 | 67.0 | 74.6 |
| SE | 71.3 | III-09 | 84.6 | 89.5 | IV-06 | 87.8 | 87.1 | 83.9 | 76.1 | 71.5 | 71.3 | 73.5 | 76.1 |
| UK | 72.4 | III-09 | 80.7 | 85.4 | II-95 | 82.6 | 82.3 | 78.0 | 74.3 | 72.8 | 72.4 | 74.0 | 75.9 |

Production capacity in manufacturing industry ^{(a) (b)}

(Question 9)

| | Since 1990 (*) | | | | | 2008 | | | 2009 | | | | 2010 |
|----|----------------|--------|-------|------|--------|------|-----|----|------|-----|-----|----|------|
| | Min. | | Ave. | Max. | | II | III | IV | I | II | III | IV | I |
| | Value | Date | Value | Date | | | | | | | | | |
| EU | 6 | II-07 | 20 | 50 | III-09 | 9 | 14 | 23 | 36 | 47 | 50 | 42 | 36 |
| EA | 2 | I-90 | 18 | 47 | III-09 | 7 | 11 | 21 | 35 | 45 | 47 | 42 | 37 |
| BE | 4 | II-07 | 27 | 55 | II-09 | 9 | 18 | 25 | 40 | 55 | 46 | 42 | 35 |
| BG | -3 | IV-05 | 10 | 24 | II-02 | -1 | -2 | 2 | 3 | 8 | 13 | 8 | 7 |
| CZ | -15 | IV-07 | 8 | 52 | III-09 | -14 | -4 | 14 | 43 | 50 | 52 | 47 | 44 |
| DK | -16 | III-07 | 16 | 57 | IV-09 | 9 | 18 | 26 | 33 | 53 | 55 | 57 | 48 |
| DE | -6 | IV-90 | 19 | 56 | III-09 | 3 | 6 | 22 | 42 | 52 | 56 | 47 | 45 |
| EE | -18 | IV-06 | 14 | 44 | II-09 | 15 | 16 | 29 | 34 | 44 | 35 | 35 | 28 |
| IE | -22 | III-06 | 11 | 29 | III-93 | 9 | : | : | : | : | : | : | : |
| EL | 0 | II-00 | 13 | 41 | III-09 | 15 | 12 | 19 | 31 | 41 | 41 | 36 | 37 |
| ES | -2 | II-00 | 8 | 33 | III-09 | 5 | 9 | 14 | 22 | 27 | 33 | 27 | 26 |
| FR | -13 | III-00 | 16 | 49 | II-09 | 2 | 7 | 16 | 33 | 49 | 44 | 49 | 29 |
| IT | 12 | I-90 | 26 | 45 | II-09 | 24 | 28 | 30 | 38 | 45 | 42 | 41 | 40 |
| CY | -25 | II-09 | 9 | 39 | II-07 | 35 | 23 | 11 | 23 | -25 | 9 | 4 | 10 |
| LV | -7 | II-07 | 13 | 53 | III-93 | 3 | 1 | 13 | 15 | 19 | 12 | 8 | 11 |
| LT | -4 | IV-06 | 23 | 68 | IV-93 | 1 | 8 | 13 | 27 | 26 | 27 | 39 | 30 |
| LU | -12 | I-98 | 21 | 69 | III-09 | 13 | 13 | 27 | 54 | 63 | 69 | 55 | 48 |
| HU | -40 | IV-03 | 28 | 65 | II-09 | 19 | 26 | 28 | 61 | 65 | 58 | 64 | 59 |
| MT | -9 | II-06 | 16 | 52 | II-09 | 17 | 18 | 16 | 34 | 52 | 32 | 26 | 22 |
| NL | -3 | I-01 | 5 | 24 | II-09 | 3 | 2 | 5 | 16 | 24 | 16 | 13 | 7 |
| AT | -3 | II-07 | 14 | 38 | IV-09 | 6 | 11 | 15 | 28 | 37 | 36 | 38 | 27 |
| PL | 2 | III-07 | 28 | 56 | II-92 | 6 | 8 | 15 | 20 | 23 | 24 | 19 | 13 |
| PT | 1 | III-00 | 15 | 40 | III-93 | 16 | 13 | 25 | 31 | 31 | 37 | 33 | 26 |
| RO | -13 | IV-03 | 20 | 50 | III-92 | 4 | 7 | 6 | 13 | 10 | 14 | 13 | 5 |
| SI | -10 | IV-07 | 19 | 61 | II-09 | -2 | 6 | 25 | 47 | 61 | 56 | 48 | 43 |
| SK | -12 | III-04 | 7 | 40 | I-09 | -3 | 4 | 12 | 40 | 24 | 35 | 30 | 16 |
| FI | -21 | II-95 | 23 | 81 | IV-91 | 0 | 14 | 35 | 53 | 55 | 63 | 60 | 52 |
| SE | -19 | III-00 | 12 | 61 | II-09 | 12 | 18 | 38 | 51 | 61 | 61 | 50 | 44 |
| UK | 10 | II-95 | 31 | 55 | II-09 | 20 | 28 | 33 | 43 | 55 | 50 | 46 | 36 |

TABLE 2b (continued): Quarterly survey of manufacturing industry

(Data collected in January, April, July and October each year.)

Estimated number of months' production assured by orders on hand in manufacturing industry (s.a.)

(Question 10)

| | Since 1990 (*) | | | | | 2008 | | | 2009 | | | | 2010 |
|----|----------------|--------|-------|------|--------|------|------|------|------|-----|-----|-----|------|
| | Min. | | Ave. | Max. | | II | III | IV | I | II | III | IV | I |
| | Value | Date | Value | Date | | | | | | | | | |
| EU | 2.7 | III-93 | 3.3 | 4.3 | III-08 | 4.3 | 4.3 | 4.0 | 3.5 | 3.1 | 3.0 | 3.0 | 3.4 |
| EA | 2.6 | III-96 | 3.1 | 3.6 | III-07 | 3.5 | 3.5 | 3.4 | 3.0 | 3.0 | 2.8 | 2.8 | 2.8 |
| BE | 2.8 | III-03 | 3.2 | 4.2 | III-90 | 3.9 | 3.7 | 3.6 | 3.3 | 3.1 | 3.1 | 3.0 | 3.1 |
| BG | 1.4 | IV-99 | 3.9 | 8.0 | II-03 | 5.3 | 4.9 | 4.9 | 4.1 | 4.2 | 4.0 | 3.9 | 3.9 |
| CZ | 6.2 | III-09 | 10.9 | 22.5 | II-01 | 8.7 | 8.7 | 8.4 | 6.3 | 6.2 | 6.2 | 6.2 | 6.5 |
| DK | 1.4 | III-00 | 2.0 | 3.2 | III-08 | 2.9 | 3.2 | 3.0 | 3.2 | 2.4 | 2.0 | 2.3 | 2.2 |
| DE | 2.2 | III-09 | 2.8 | 3.3 | III-90 | 3.1 | 3.0 | 2.8 | 2.4 | 2.3 | 2.2 | 2.3 | 2.3 |
| EE | 3.0 | III-09 | 4.9 | 7.2 | II-02 | 3.9 | 3.8 | 3.6 | 3.4 | 3.2 | 3.0 | 3.3 | 3.2 |
| IE | 1.6 | IV-93 | 2.6 | 3.7 | II-06 | 3.1 | : | : | : | : | : | : | : |
| EL | 3.7 | I-10 | 5.4 | 6.6 | III-90 | 5.2 | 5.0 | 5.2 | 4.6 | 4.3 | 4.2 | 4.6 | 3.7 |
| ES | 1.5 | II-93 | 2.8 | 4.5 | IV-06 | 3.4 | 3.7 | 3.4 | 3.5 | 2.9 | 3.1 | 2.6 | 3.3 |
| FR | 2.5 | III-97 | 3.3 | 4.4 | I-02 | 3.7 | 3.5 | 3.6 | 3.1 | 3.9 | 3.0 | 3.0 | 2.8 |
| IT | 2.1 | III-96 | 3.5 | 4.7 | II-90 | 3.7 | 3.8 | 3.6 | 3.0 | 3.0 | 2.7 | 2.8 | 2.8 |
| CY | 1.8 | I-10 | 3.6 | 4.8 | II-05 | 4.0 | 2.7 | 2.4 | 3.2 | 2.4 | 3.5 | 2.2 | 1.8 |
| LV | 2.6 | I-10 | 3.5 | 4.6 | IV-05 | 3.6 | 3.8 | 3.1 | 3.1 | 3.0 | 2.9 | 2.8 | 2.6 |
| LT | 2.1 | IV-09 | 2.9 | 3.6 | III-06 | 3.5 | 3.0 | 3.3 | 2.6 | 2.3 | 2.2 | 2.1 | 2.1 |
| LU | 1.9 | IV-93 | 2.9 | 4.4 | IV-07 | 4.1 | 4.2 | 3.9 | 3.1 | 2.7 | 2.6 | 3.0 | 3.2 |
| HU | 2.9 | III-02 | 4.4 | 6.4 | III-08 | 5.0 | 6.4 | 5.1 | 5.2 | 4.9 | 3.8 | 5.1 | 4.3 |
| MT | 2.8 | II-04 | 4.2 | 6.1 | II-06 | 5.5 | 4.5 | 4.6 | 4.7 | 3.2 | 6.1 | 5.2 | 5.1 |
| NL | 2.1 | I-95 | 2.7 | 3.4 | III-08 | 3.3 | 3.4 | 3.3 | 3.1 | 3.0 | 2.9 | 2.9 | 2.9 |
| AT | 2.9 | I-01 | 3.9 | 5.9 | IV-01 | 4.8 | 4.5 | 4.6 | 4.2 | 3.7 | 3.6 | 3.8 | 3.0 |
| PL | 5.3 | I-01 | 7.0 | 14.5 | I-10 | 8.5 | 8.3 | 7.9 | 6.2 | 6.5 | 6.4 | 6.7 | 14.5 |
| PT | 2.7 | III-03 | 4.1 | 6.5 | IV-07 | 6.3 | 6.0 | 5.9 | 5.5 | 5.4 | 5.1 | 4.8 | 5.0 |
| RO | 1.4 | IV-01 | 6.5 | 8.6 | I-07 | 7.4 | 7.6 | 7.5 | 6.4 | 6.6 | 6.0 | 5.8 | 5.7 |
| SI | 2.8 | IV-98 | 4.3 | 5.1 | III-07 | 4.7 | 4.7 | 4.5 | 3.8 | 3.5 | 3.7 | 3.6 | 3.8 |
| SK | 4.8 | I-09 | 6.6 | 9.5 | I-01 | 5.4 | 5.6 | 5.8 | 4.8 | 4.9 | 5.3 | 5.6 | 5.2 |
| FI | 1.8 | III-09 | 3.2 | 4.8 | III-07 | 3.2 | 2.7 | 2.7 | 1.9 | 2.2 | 1.8 | 2.1 | 2.2 |
| SE | 1.8 | IV-96 | 4.3 | 16.4 | IV-07 | 15.9 | 15.7 | 13.4 | 11.8 | 3.0 | 2.9 | 2.7 | 2.8 |
| UK | 2.4 | I-95 | 3.2 | 4.2 | I-08 | 3.9 | 4.1 | 3.3 | 2.7 | 2.5 | 3.1 | 3.0 | 3.5 |

New orders in manufacturing industry (s.a.)^(b)

(Question 11)

| | Since 1990 (*) | | | | | 2008 | | | 2009 | | | | 2010 |
|----|----------------|--------|-------|------|--------|------|-----|-----|------|-----|-----|-----|------|
| | Min. | | Ave. | Max. | | II | III | IV | I | II | III | IV | I |
| | Value | Date | Value | Date | | | | | | | | | |
| EU | -41 | I-09 | 0 | 21 | IV-94 | 1 | -7 | -22 | -42 | -41 | -21 | -7 | 5 |
| EA | -41 | I-09 | 1 | 20 | II-06 | -1 | -8 | -22 | -41 | -39 | -19 | -6 | 6 |
| BE | -26 | I-09 | -4 | 20 | IV-97 | -13 | -8 | -14 | -27 | -22 | -9 | 1 | 5 |
| BG | -38 | III-09 | 1 | 20 | II-07 | 14 | 8 | 0 | -14 | -35 | -38 | -32 | -31 |
| CZ | -52 | I-09 | 10 | 40 | IV-06 | 24 | 5 | -22 | -52 | -34 | -13 | 0 | 4 |
| DK | -60 | II-09 | 4 | 37 | III-94 | -13 | -14 | -28 | -53 | -60 | -32 | -21 | 10 |
| DE | -44 | I-09 | 0 | 26 | II-06 | -8 | -10 | -28 | -44 | -28 | -8 | 7 | 20 |
| EE | -50 | II-09 | 10 | 44 | I-07 | -5 | -15 | -27 | -43 | -50 | -33 | -17 | -8 |
| IE | -18 | IV-01 | 2 | 28 | III-95 | -10 | : | : | : | : | : | : | : |
| EL | -16 | II-09 | 9 | 23 | IV-97 | 12 | 7 | -2 | -1 | -16 | -5 | -3 | -5 |
| ES | -21 | IV-08 | 4 | 14 | I-04 | -2 | -8 | -21 | -20 | -20 | -9 | -5 | 3 |
| FR | -56 | II-09 | -1 | 32 | II-00 | 15 | -6 | -19 | -45 | -56 | -26 | -11 | 8 |
| IT | -55 | II-09 | 1 | 28 | IV-94 | -4 | -12 | -20 | -51 | -55 | -42 | -31 | -19 |
| CY | -43 | II-03 | -13 | 26 | III-08 | 4 | 26 | 20 | -5 | -34 | -32 | -32 | -24 |
| LV | -55 | I-09 | 4 | 22 | IV-03 | -18 | -23 | -31 | -55 | -48 | -36 | -29 | -16 |
| LT | -51 | I-09 | 3 | 27 | III-06 | -21 | -13 | -23 | -51 | -48 | -36 | -18 | 3 |
| LU | -66 | I-09 | -8 | 32 | I-00 | -6 | -4 | -41 | -66 | -65 | -40 | -14 | 5 |
| HU | -59 | II-09 | -5 | 23 | III-00 | -2 | -7 | -18 | -54 | -59 | -34 | -17 | -12 |
| MT | -48 | II-09 | 7 | 43 | III-07 | 23 | -19 | -12 | -28 | -48 | -12 | 1 | 20 |
| NL | -35 | II-09 | 5 | 19 | IV-99 | -2 | 5 | -15 | -26 | -35 | -16 | -4 | 12 |
| AT | -41 | II-09 | 3 | 30 | III-06 | 8 | 0 | -12 | -34 | -41 | -25 | -3 | 2 |
| PL | -27 | I-09 | -1 | 25 | II-07 | 10 | 1 | -9 | -27 | -24 | -17 | -8 | -2 |
| PT | -65 | II-09 | -10 | 23 | IV-94 | 1 | -25 | -41 | -54 | -65 | -28 | -15 | -23 |
| RO | -24 | II-09 | 5 | 23 | III-03 | 7 | 4 | 2 | -12 | -24 | -22 | -20 | -16 |
| SI | -57 | II-09 | 6 | 34 | III-06 | 13 | 2 | -18 | -50 | -57 | -28 | 3 | 11 |
| SK | -33 | II-09 | 26 | 53 | IV-07 | 31 | 38 | 5 | -23 | -33 | 14 | 3 | 11 |
| FI | -56 | I-09 | 7 | 49 | I-00 | 7 | -5 | -29 | -56 | -46 | -31 | -12 | 15 |
| SE | -55 | I-09 | 4 | 48 | II-00 | 2 | -15 | -29 | -55 | -52 | 0 | 21 | 23 |
| UK | -53 | II-09 | -6 | 29 | I-95 | 3 | -2 | -24 | -42 | -53 | -34 | -13 | -3 |

TABLE 2b (continued): Quarterly survey of manufacturing industry

(Data collected in January, April, July and October each year.)

Export volume expectations in manufacturing industry (s.a.)^(b)

(Question 12)

| | Since 1990 (*) | | | 2008 | | | 2009 | | | 2010 | | | |
|----|----------------|--------|-------|------|--------|----|------|-----|-----|------|-----|-----|-----|
| | Min. | | Ave. | Max. | | II | III | IV | I | II | III | IV | I |
| | Value | Date | Value | Date | | | | | | | | | |
| EU | -28 | I-09 | 6 | 21 | I-95 | 11 | 4 | -12 | -28 | -24 | -9 | 4 | 12 |
| EA | -29 | I-09 | 7 | 20 | I-95 | 10 | 5 | -12 | -29 | -25 | -11 | 0 | 9 |
| BE | -26 | I-96 | -1 | 35 | IV-97 | 2 | 0 | -24 | -10 | -12 | 0 | 5 | 13 |
| BG | -2 | III-09 | 21 | 41 | III-95 | 19 | 16 | 18 | -1 | 2 | -2 | 5 | 9 |
| CZ | -42 | I-09 | 25 | 54 | IV-97 | 15 | 14 | -11 | -42 | -7 | -4 | -2 | 10 |
| DK | -21 | I-09 | 9 | 24 | I-98 | 3 | -5 | -10 | -21 | -11 | 6 | 3 | 10 |
| DE | -29 | I-09 | 6 | 21 | I-07 | 14 | 10 | -9 | -29 | -28 | -13 | 4 | 16 |
| EE | -28 | I-09 | 15 | 38 | III-00 | 12 | 7 | -4 | -28 | -26 | -9 | -5 | 4 |
| IE | -33 | IV-01 | 5 | 48 | II-04 | 2 | : | : | : | : | : | : | : |
| EL | -12 | II-09 | 21 | 41 | IV-97 | 25 | 21 | 12 | -9 | -13 | -9 | 9 | 2 |
| ES | -14 | II-09 | 4 | 15 | IV-06 | -3 | -6 | -12 | -14 | -14 | -6 | -3 | 1 |
| FR | -49 | I-09 | 4 | 28 | I-95 | 13 | -4 | -26 | -49 | -35 | -11 | 2 | -9 |
| IT | -25 | II-09 | 11 | 27 | IV-94 | 6 | 8 | -6 | -25 | -25 | -14 | -8 | -1 |
| CY | -37 | II-09 | 14 | 50 | I-08 | 30 | -3 | 9 | -21 | -37 | -2 | -18 | -14 |
| LV | -19 | I-09 | 12 | 24 | IV-00 | 5 | 5 | -5 | -19 | -8 | -11 | -4 | 1 |
| LT | -25 | II-09 | 10 | 36 | III-97 | 3 | 6 | -16 | -25 | -25 | -19 | -9 | 5 |
| LU | -72 | I-09 | -7 | 41 | II-00 | -2 | -11 | -41 | -72 | -54 | -12 | 23 | 15 |
| HU | -37 | I-09 | 8 | 32 | IV-00 | 11 | 10 | -11 | -37 | -34 | -15 | 2 | 10 |
| MT | -22 | I-09 | 13 | 38 | I-08 | 31 | -16 | -8 | -22 | -2 | 16 | 18 | 12 |
| NL | -21 | I-09 | 7 | 22 | III-00 | 8 | 7 | -3 | -21 | -12 | -6 | 5 | 3 |
| AT | -23 | I-09 | 5 | 15 | IV-03 | 9 | 3 | -11 | -23 | -20 | -11 | -3 | 5 |
| PL | -14 | I-09 | 15 | 25 | III-04 | 18 | 13 | 4 | -14 | -10 | -5 | 4 | 10 |
| PT | -47 | I-09 | 4 | 30 | IV-94 | 12 | 0 | -15 | -47 | -33 | -32 | 0 | 15 |
| RO | -8 | II-09 | 15 | 35 | III-96 | 4 | 6 | 5 | -8 | -8 | -8 | -6 | -4 |
| SI | -32 | I-09 | 22 | 41 | I-07 | 38 | 25 | -1 | -32 | -22 | -10 | 6 | 25 |
| SK | -52 | II-09 | 29 | 75 | I-96 | 5 | 27 | -10 | -26 | -52 | 6 | 2 | 6 |
| FI | -32 | I-09 | 16 | 52 | III-05 | 17 | 3 | -28 | -32 | -19 | -22 | -15 | 11 |
| SE | -21 | IV-08 | 18 | 49 | I-04 | 28 | -4 | -21 | -4 | -8 | 40 | 29 | 33 |
| UK | -34 | IV-01 | 1 | 30 | III-95 | 7 | -1 | -16 | -32 | -30 | -15 | 17 | 24 |

(a) Answers to the questions whether, taking into account the level of order-books or production, capacity is more than sufficient (+), sufficient (=) or less than sufficient (-). Thus, negative balances (capacity less than sufficient) indicate high levels of capacity utilisation, whereas positive balances (capacity more than sufficient) are associated with low levels of capacity utilisation.

(b) Balances: i.e., differences between the percentages of respondents giving positive and negative replies.

TABLE 2c: Capacity utilisation by industrial branch (s.a.)

(Data collected in January, April, July and October each year.)

Degree of capacity utilisation in %

(Question 13)

| | | Since 1990 (*) | | | | | | 2008 | | | 2009 | | | 2010 | |
|--|----|----------------|--------|-------|------|--------|------|------|------|------|------|------|------|------|---|
| | | Min. | | Ave. | | Max. | | II | III | IV | I | II | III | IV | I |
| | | Value | Date | Value | Date | Value | Date | | | | | | | | |
| CONSUMER GOODS | EU | 74.7 | III-09 | 80.2 | 86.1 | II-90 | 80.4 | 79.4 | 78.3 | 76.5 | 74.7 | 74.7 | 75.4 | 75.6 | |
| | EA | 74.3 | III-09 | 80.0 | 85.8 | II-90 | 80.1 | 78.8 | 78.7 | 76.2 | 74.4 | 74.3 | 74.7 | 74.7 | |
| INVESTMENT GOODS | EU | 68.6 | III-09 | 82.9 | 88.4 | I-08 | 87.9 | 87.2 | 84.5 | 75.6 | 69.9 | 68.6 | 69.6 | 71.8 | |
| | EA | 67.6 | III-09 | 83.3 | 88.7 | I-08 | 88.1 | 87.5 | 85.0 | 75.8 | 69.4 | 67.6 | 68.8 | 71.0 | |
| INTERMEDIATE GOODS | EU | 67.8 | III-09 | 81.3 | 86.1 | I-90 | 83.1 | 82.0 | 80.4 | 72.4 | 68.3 | 67.8 | 70.2 | 71.6 | |
| | EA | 67.3 | III-09 | 81.4 | 86.5 | I-90 | 83.1 | 81.9 | 80.5 | 72.4 | 67.6 | 67.3 | 69.9 | 70.8 | |
| FOOD AND BEVERAGES | EU | 74.5 | III-09 | 79.3 | 83.5 | II-91 | 78.0 | 77.3 | 76.0 | 75.8 | 76.5 | 74.5 | 75.3 | 75.2 | |
| | EA | 74.7 | I-10 | 78.9 | 83.2 | II-91 | 78.1 | 77.5 | 76.6 | 76.2 | 76.0 | 75.0 | 74.8 | 74.7 | |
| TEXTILES | EU | 66.3 | II-09 | 78.3 | 84.5 | I-90 | 76.4 | 74.9 | 74.5 | 68.8 | 66.3 | 66.8 | 68.9 | 68.8 | |
| | EA | 65.5 | II-09 | 78.1 | 84.8 | I-90 | 75.4 | 73.7 | 74.5 | 68.4 | 65.5 | 66.4 | 68.6 | 68.2 | |
| WOOD AND WOOD PRODUCTS | EU | 70.3 | I-09 | 80.5 | 85.8 | I-07 | 80.9 | 78.4 | 77.1 | 70.3 | 70.3 | 71.2 | 71.3 | 72.0 | |
| | EA | 70.8 | I-10 | 80.4 | 86.3 | I-07 | 81.1 | 78.1 | 78.4 | 71.4 | 71.5 | 71.7 | 71.2 | 70.8 | |
| PRINTING AND PUBLISHING | EU | 75.0 | III-09 | 81.0 | 85.8 | III-90 | 81.3 | 81.0 | 79.3 | 77.8 | 75.4 | 75.0 | 76.6 | 76.9 | |
| | EA | 73.8 | I-10 | 81.1 | 86.2 | III-90 | 81.8 | 79.4 | 80.4 | 77.5 | 75.2 | 75.3 | 75.6 | 73.8 | |
| NON-METALLIC MINERAL PRODUCTS | EU | 68.5 | I-10 | 80.1 | 85.9 | I-07 | 82.2 | 80.1 | 77.9 | 71.9 | 70.4 | 68.8 | 69.4 | 68.5 | |
| | EA | 69.0 | I-10 | 80.3 | 85.5 | I-07 | 81.4 | 80.0 | 77.2 | 73.1 | 70.3 | 69.4 | 70.0 | 69.0 | |
| BASIC METALS | EU | 59.0 | III-09 | 83.3 | 90.4 | IV-97 | 86.3 | 86.5 | 85.6 | 71.0 | 60.9 | 59.0 | 63.8 | 68.2 | |
| | EA | 59.7 | III-09 | 83.9 | 90.6 | IV-97 | 86.9 | 86.7 | 85.5 | 71.7 | 61.5 | 59.7 | 64.2 | 68.6 | |
| METAL PRODUCTS | EU | 66.1 | III-09 | 79.4 | 85.7 | I-90 | 82.4 | 81.3 | 79.8 | 72.6 | 67.5 | 66.1 | 66.9 | 67.9 | |
| | EA | 64.9 | III-09 | 79.0 | 85.5 | I-90 | 82.1 | 80.9 | 79.7 | 72.0 | 66.3 | 64.9 | 66.0 | 67.3 | |
| MACHINERY AND EQUIPMENT | EU | 67.7 | III-09 | 82.5 | 89.0 | II-90 | 86.6 | 86.4 | 84.6 | 77.4 | 70.8 | 67.7 | 68.0 | 70.9 | |
| | EA | 67.3 | III-09 | 83.0 | 89.4 | II-90 | 87.4 | 87.2 | 85.2 | 77.6 | 71.1 | 67.3 | 67.9 | 70.5 | |
| MEDICAL AND OPTICAL INSTRUMENTS | EU | 76.3 | III-09 | 83.7 | 88.0 | I-01 | 87.2 | 86.4 | 85.3 | 83.2 | 76.9 | 76.3 | 77.1 | 79.1 | |
| | EA | 76.4 | III-09 | 84.2 | 89.3 | I-01 | 87.5 | 86.9 | 85.8 | 82.8 | 76.8 | 76.4 | 77.0 | 78.9 | |
| MOTOR VEH., TRAILERS AND SEMI-TRAILERS | EU | 60.1 | II-09 | 84.8 | 91.7 | I-08 | 90.4 | 88.5 | 81.6 | 66.2 | 60.1 | 62.5 | 65.2 | 67.8 | |
| | EA | 61.3 | II-09 | 85.8 | 92.3 | I-01 | 90.6 | 88.8 | 84.3 | 67.9 | 61.3 | 62.1 | 65.1 | 68.2 | |

TABLE 2d: Export volume expectations by industrial branch (s.a.)

(Data collected in January, April, July and October each year.)

Balances: i.e., differences between the percentages of respondents giving positive and negative replies

(Question 12)

| | | Since 1990 (*) | | | | | | 2008 | | | 2009 | | | 2010 | |
|--|----|----------------|-------|-------|------|--------|------|------|-----|-----|------|-----|-----|------|---|
| | | Min. | | Ave. | | Max. | | II | III | IV | I | II | III | IV | I |
| | | Value | Date | Value | Date | Value | Date | | | | | | | | |
| CONSUMER GOODS | EU | -15 | II-09 | 7 | 17 | IV-00 | 9 | 7 | -1 | -14 | -15 | -9 | 0 | 9 | |
| | EA | -19 | II-09 | 8 | 19 | I-07 | 11 | 10 | 0 | -14 | -19 | -10 | -4 | 3 | |
| INVESTMENT GOODS | EU | -39 | I-09 | 6 | 23 | IV-94 | 15 | 7 | -19 | -40 | -33 | -16 | 1 | 16 | |
| | EA | -40 | I-09 | 7 | 24 | IV-04 | 15 | 7 | -18 | -40 | -33 | -16 | -2 | 15 | |
| INTERMEDIATE GOODS | EU | -32 | I-09 | 5 | 26 | IV-94 | 10 | 2 | -14 | -32 | -26 | -7 | 5 | 10 | |
| | EA | -29 | I-09 | 5 | 25 | IV-94 | 8 | 2 | -14 | -29 | -26 | -9 | 1 | 8 | |
| FOOD AND BEVERAGES | EU | -2 | II-09 | 9 | 19 | III-94 | 6 | 10 | 5 | 3 | -2 | -1 | 1 | 4 | |
| | EA | -4 | II-09 | 9 | 19 | I-95 | 12 | 11 | 6 | -2 | -4 | 0 | -1 | 3 | |
| TEXTILES | EU | -31 | I-09 | 2 | 18 | III-94 | 8 | -4 | -16 | -31 | -24 | -18 | -4 | -1 | |
| | EA | -32 | I-09 | 3 | 20 | II-00 | 6 | -5 | -20 | -32 | -27 | -19 | -6 | -3 | |
| WOOD AND WOOD PRODUCTS | EU | -32 | I-09 | 3 | 19 | II-94 | -2 | -7 | -14 | -32 | -24 | -18 | -12 | 12 | |
| | EA | -28 | II-09 | 3 | 18 | III-06 | 3 | -9 | -13 | -26 | -28 | -23 | -13 | 4 | |
| PRINTING AND PUBLISHING | EU | -14 | I-09 | 1 | 16 | I-95 | 0 | -4 | -11 | -14 | -9 | -13 | -3 | 10 | |
| | EA | -21 | II-09 | 2 | 19 | I-91 | 0 | -4 | -4 | -18 | -21 | -18 | -7 | -5 | |
| NON-METALLIC MINERAL PRODUCTS | EU | -21 | II-09 | 4 | 27 | I-07 | 8 | -1 | -13 | -20 | -21 | -13 | -4 | 4 | |
| | EA | -25 | II-09 | 5 | 28 | I-07 | 2 | -1 | -15 | -19 | -25 | -13 | -1 | 2 | |
| BASIC METALS | EU | -44 | I-09 | 2 | 26 | III-94 | 7 | 4 | -21 | -44 | -42 | -5 | 8 | 16 | |
| | EA | -42 | II-09 | 1 | 26 | IV-94 | 5 | 3 | -16 | -42 | -42 | -9 | 2 | 13 | |
| METAL PRODUCTS | EU | -36 | I-09 | 3 | 19 | I-95 | 10 | 3 | -16 | -37 | -36 | -23 | -3 | 3 | |
| | EA | -36 | II-09 | 3 | 18 | I-95 | 11 | 7 | -12 | -35 | -36 | -24 | -8 | -1 | |
| MACHINERY AND EQUIPMENT | EU | -38 | II-09 | 6 | 27 | IV-94 | 13 | 9 | -13 | -36 | -38 | -19 | -4 | 10 | |
| | EA | -40 | II-09 | 6 | 27 | IV-94 | 11 | 8 | -11 | -37 | -40 | -25 | -11 | 5 | |
| MEDICAL AND OPTICAL INSTRUMENTS | EU | -25 | II-09 | 12 | 32 | I-07 | 16 | 20 | -1 | -23 | -25 | 0 | 7 | 18 | |
| | EA | -24 | II-09 | 11 | 34 | I-08 | 9 | 17 | 0 | -21 | -24 | -8 | 5 | 12 | |
| MOTOR VEH., TRAILERS AND SEMI-TRAILERS | EU | -60 | I-09 | 5 | 28 | II-98 | 14 | -1 | -44 | -60 | -32 | -7 | 24 | 21 | |
| | EA | -59 | I-09 | 6 | 35 | II-98 | 16 | 4 | -39 | -59 | -35 | -3 | 21 | 14 | |

TABLE 3: (continued) Monthly survey of services (s.a.) ^{(a)(b)}

| | Since 1990 (*) | | | | | | 2009 | | | | | | | | | | | | 2010 | |
|---------------|----------------|------|-------|------|-------|-------|------|-----|-----|-----|-----|-----|-----|-----|-----|-----|-----|-----|------|--|
| | Min. | | Ave. | | Max. | | Mar | Apr | May | Jun | Jul | Aug | Sep | Oct | Nov | Dec | Jan | Feb | | |
| | Value | Date | Value | Date | Value | Date | | | | | | | | | | | | | | |
| SELLING-PRICE | EU | -12 | 04-09 | 3 | 13 | 11-07 | -9 | -12 | -11 | -10 | -9 | -9 | -7 | -6 | -7 | -6 | -6 | -3 | | |
| EXPECTATIONS | EA | -9 | 04-09 | 3 | 13 | 06-08 | -5 | -9 | -9 | -7 | -9 | -7 | -5 | -4 | -6 | -5 | -6 | -3 | | |
| (Question 6) | BE | -13 | 11-09 | 7 | 29 | 07-08 | -8 | -8 | -8 | -6 | -7 | -5 | -9 | -7 | -13 | -10 | -12 | -2 | | |
| | BG | -26 | 11-06 | -2 | 22 | 07-04 | -8 | -15 | -13 | -14 | -14 | -14 | -9 | -10 | -11 | -11 | -10 | -12 | | |
| | CZ | -6 | 12-09 | 6 | 21 | 01-04 | 5 | 6 | 3 | 2 | 1 | 1 | 0 | -2 | -4 | -6 | -4 | 0 | | |
| | DK | 4 | 03-09 | 13 | 23 | 02-08 | 4 | 5 | 6 | 6 | 5 | 6 | 7 | 6 | 5 | 4 | 8 | 8 | | |
| | DE | -11 | 04-03 | 3 | 19 | 07-08 | -3 | -3 | -7 | -6 | -7 | -3 | -1 | 0 | -4 | -2 | 0 | 2 | | |
| | EE | -32 | 03-09 | 9 | 26 | 09-05 | -32 | -27 | -29 | -24 | -20 | -17 | -21 | -19 | -20 | -16 | -14 | -7 | | |
| | IE | -11 | 05-05 | 8 | 32 | 01-08 | : | : | : | : | : | : | : | : | : | : | : | : | | |
| | EL | -10 | 01-10 | 9 | 24 | 06-06 | -7 | -6 | -8 | -7 | -4 | 2 | 1 | -4 | -5 | -5 | -10 | -10 | | |
| | ES | -17 | 01-10 | 11 | 22 | 06-08 | -4 | -2 | -8 | -11 | -5 | -6 | -5 | -10 | -17 | -14 | -17 | -5 | | |
| | FR | -21 | 07-09 | -2 | 4 | 06-08 | -16 | -18 | -19 | -18 | -21 | -17 | -15 | -13 | -11 | -11 | -9 | -9 | | |
| | IT | -19 | 12-08 | 1 | 17 | 01-07 | 6 | -15 | -4 | 3 | -2 | 0 | -2 | 2 | 3 | 5 | 0 | -4 | | |
| | CY | -17 | 10-09 | 9 | 73 | 06-03 | -3 | -10 | -13 | -8 | -17 | -9 | -11 | -17 | -7 | -14 | -9 | -3 | | |
| | LV | -30 | 12-09 | 14 | 34 | 11-07 | -20 | -22 | -22 | -22 | -21 | -24 | -26 | -27 | -27 | -30 | -29 | -22 | | |
| | LT | -25 | 06-09 | 1 | 21 | 08-06 | -5 | -19 | -13 | -25 | -15 | -15 | -15 | -17 | -19 | -21 | -15 | -16 | | |
| | HU | -8 | 02-09 | 9 | 31 | 09-06 | -3 | -4 | -1 | 5 | 4 | -3 | -2 | 2 | 1 | -4 | -7 | -6 | | |
| | NL | -6 | 08-09 | 12 | 33 | 10-06 | 2 | -2 | -2 | -1 | -2 | -6 | -4 | -2 | -1 | -4 | -3 | 4 | | |
| | AT | -6 | 07-09 | 7 | 23 | 07-08 | -5 | -3 | -5 | -5 | -6 | -5 | -2 | -1 | -1 | -4 | -5 | -3 | | |
| | PL | -7 | 04-04 | 3 | 21 | 07-08 | 2 | -3 | -1 | -1 | 0 | 1 | 1 | -2 | -3 | -3 | -2 | -2 | | |
| | PT | -13 | 11-03 | 1 | 12 | 11-05 | -8 | -8 | -6 | -6 | -6 | -7 | -2 | -3 | -4 | -7 | -6 | -3 | | |
| | RO | -10 | 02-10 | 22 | 49 | 04-04 | 4 | 9 | 7 | 5 | 0 | -2 | -2 | 0 | -4 | -6 | -7 | -10 | | |
| | SI | -19 | 09-09 | 6 | 22 | 01-08 | -6 | -13 | -7 | -9 | -10 | -13 | -19 | -18 | -15 | -9 | -15 | -12 | | |
| | SK | -16 | 12-09 | 14 | 44 | 11-03 | -1 | -2 | -5 | -14 | -7 | -11 | -6 | -14 | -10 | -16 | -12 | -9 | | |
| | FI | -33 | 09-03 | 4 | 36 | 06-07 | -5 | -11 | 6 | -3 | -6 | -13 | -15 | -4 | -3 | -15 | -7 | 2 | | |
| | SE | -17 | 04-09 | 9 | 32 | 11-07 | -16 | -17 | -6 | -10 | -4 | -7 | -3 | -7 | -2 | -2 | 2 | 5 | | |
| | UK | -27 | 02-09 | 2 | 26 | 03-07 | -24 | -26 | -25 | -25 | -14 | -20 | -15 | -14 | -13 | -8 | -10 | -5 | | |

(a) The indicator is the arithmetic average of the balances (%) for the questions on business situation and recent and expected evolution of demand.

(b) With effect from May 2008, a number of partner institutes in the programme have changed; this may cause a break in some series. Details of the changes are available on the BCS website.

TABLE 4 (continued):

Consumer opinion on economic and financial conditions (s.a.)^{(a) (d)}

| | | Since 1990 (*) | | | | 2009 | | | | | | | | | | | | 2010 | |
|---|-----------|----------------|-------|-------|------|-------|-----|-----|-----|-----|-----|-----|-----|-----|-----|-----|-----|------|--|
| | | Min. | | Ave. | | Mar | Apr | May | Jun | Jul | Aug | Sep | Oct | Nov | Dec | Jan | Feb | | |
| | | Value | Date | Value | Date | | | | | | | | | | | | | | |
| GENERAL ECONOMIC SITUATION OVER LAST 12 MONTHS (Question 3) | EU | -67 | 05-09 | -29 | -5 | 05-00 | -67 | -67 | -67 | -65 | -64 | -62 | -57 | -54 | -52 | -51 | -50 | -47 | |
| | EA | -66 | 03-09 | -30 | -3 | 05-00 | -66 | -65 | -65 | -64 | -63 | -62 | -57 | -54 | -51 | -49 | -50 | -49 | |
| | BE | -76 | 02-09 | -27 | 22 | 12-00 | -75 | -73 | -68 | -64 | -60 | -51 | -47 | -44 | -36 | -36 | -38 | -35 | |
| | BG | -57 | 02-10 | -32 | -9 | 08-01 | -48 | -54 | -55 | -56 | -48 | -48 | -48 | -47 | -50 | -51 | -55 | -57 | |
| | CZ | -54 | 12-97 | -20 | 4 | 06-06 | -51 | -51 | -47 | -51 | -52 | -52 | -52 | -45 | -42 | -42 | -44 | -45 | |
| | DK | -54 | 03-09 | -1 | 26 | 03-06 | -54 | -47 | -48 | -47 | -46 | -43 | -43 | -35 | -38 | -38 | -30 | -23 | |
| | DE | -67 | 06-09 | -25 | 21 | 06-07 | -57 | -62 | -66 | -67 | -65 | -61 | -56 | -54 | -54 | -50 | -56 | -49 | |
| | EE | -72 | 10-92 | -12 | 33 | 01-07 | -68 | -65 | -66 | -61 | -64 | -58 | -57 | -54 | -54 | -60 | -65 | -52 | |
| | IE | -59 | 03-93 | -6 | 42 | 08-99 | : | : | : | : | : | : | : | : | : | : | : | : | |
| | EL | -72 | 10-08 | -35 | 6 | 05-00 | -71 | -64 | -63 | -60 | -67 | -64 | -71 | -71 | -64 | -64 | -66 | -72 | |
| | ES | -77 | 05-09 | -21 | 13 | 03-00 | -69 | -72 | -77 | -74 | -68 | -70 | -72 | -71 | -69 | -68 | -71 | -68 | |
| | FR | -74 | 08-09 | -38 | -1 | 01-01 | -73 | -71 | -65 | -65 | -68 | -74 | -58 | -54 | -48 | -46 | -42 | -42 | |
| | IT | -74 | 04-93 | -41 | -8 | 05-90 | -67 | -56 | -54 | -52 | -48 | -50 | -47 | -45 | -39 | -41 | -37 | -46 | |
| | CY | -57 | 02-10 | -29 | -13 | 01-02 | -46 | -47 | -45 | -37 | -43 | -46 | -46 | -48 | -48 | -56 | -56 | -57 | |
| | LV | -92 | 06-09 | -28 | 6 | 09-06 | -77 | -83 | -87 | -92 | -85 | -83 | -86 | -83 | -82 | -83 | -76 | -72 | |
| | LT | -73 | 01-10 | -14 | 21 | 06-07 | -58 | -65 | -64 | -66 | -65 | -69 | -68 | -69 | -71 | -71 | -73 | -68 | |
| | LU | -55 | 04-09 | -25 | -4 | 01-02 | -52 | -55 | -53 | -54 | -53 | -53 | -48 | -49 | -50 | -43 | -48 | -46 | |
| | HU | -79 | 04-09 | -37 | 6 | 09-02 | -78 | -79 | -79 | -74 | -72 | -73 | -70 | -68 | -64 | -65 | -66 | -63 | |
| | MT | -55 | 12-09 | -28 | 2 | 03-08 | -44 | -47 | -46 | -44 | -49 | -45 | -52 | -49 | -54 | -55 | -55 | -55 | |
| | NL | -73 | 03-03 | -15 | 45 | 03-00 | -67 | -66 | -62 | -64 | -62 | -57 | -54 | -55 | -52 | -44 | -43 | -41 | |
| | AT | -66 | 04-09 | -22 | 22 | 08-07 | -59 | -66 | -64 | -63 | -66 | -58 | -56 | -52 | -50 | -43 | -47 | -37 | |
| | PL | -55 | 09-01 | -23 | 15 | 04-08 | -33 | -36 | -35 | -27 | -35 | -28 | -30 | -29 | -32 | -28 | -25 | -18 | |
| | PT | -74 | 03-09 | -32 | 13 | 10-91 | -74 | -74 | -71 | -65 | -57 | -55 | -51 | -48 | -49 | -55 | -52 | -54 | |
| | RO | -65 | 10-09 | -21 | -3 | 07-07 | -44 | -51 | -54 | -49 | -53 | -59 | -59 | -65 | -65 | -60 | -59 | -58 | |
| | SI | -77 | 10-09 | -30 | -5 | 12-06 | -60 | -65 | -73 | -71 | -76 | -74 | -72 | -77 | -76 | -75 | -76 | -67 | |
| | SK | -69 | 10-99 | -31 | 17 | 04-07 | -46 | -56 | -54 | -57 | -61 | -59 | -54 | -58 | -55 | -58 | -59 | -44 | |
| | FI | -65 | 01-92 | -6 | 30 | 08-98 | -59 | -62 | -58 | -58 | -52 | -50 | -49 | -40 | -36 | -30 | -17 | -10 | |
| | SE | -68 | 04-09 | -8 | 25 | 03-00 | -65 | -68 | -66 | -61 | -55 | -47 | -43 | -33 | -23 | -21 | -19 | -10 | |
| | UK | -82 | 05-09 | -29 | 5 | 10-97 | -77 | -79 | -82 | -76 | -75 | -71 | -67 | -57 | -61 | -61 | -56 | -49 | |
| SAVINGS AT PRESENT ^(c) (Question 10) | EU | : | : | : | : | : | : | : | : | : | : | : | : | : | : | : | : | | |
| | EA | : | : | : | : | : | : | : | : | : | : | : | : | : | : | : | : | | |
| | BE | -45 | 12-03 | 28 | 70 | 02-01 | -34 | -35 | -35 | -30 | -31 | -28 | -28 | -26 | -25 | -25 | -24 | -27 | |
| | BG | -77 | 07-03 | -65 | -54 | 06-07 | -57 | -57 | -60 | -61 | -56 | -54 | -58 | -58 | -60 | -61 | -60 | -64 | |
| | CZ | -35 | 01-03 | -14 | 15 | 03-01 | -21 | -16 | -21 | -17 | -15 | -17 | -19 | -15 | -14 | -15 | -18 | -10 | |
| | DK | 51 | 01-90 | 67 | 83 | 07-08 | 68 | 71 | 66 | 65 | 71 | 67 | 67 | 70 | 69 | 65 | 66 | 67 | |
| | DE | 28 | 11-92 | 45 | 61 | 09-02 | 42 | 41 | 40 | 41 | 36 | 40 | 40 | 43 | 40 | 44 | 45 | 43 | |
| | EE | -58 | 09-96 | -31 | -2 | 02-07 | -24 | -18 | -14 | -27 | -17 | -23 | -18 | -15 | -14 | -10 | -20 | -15 | |
| | IE | -2 | 03-93 | 23 | 56 | 12-01 | : | : | : | : | : | : | : | : | : | : | : | : | |
| | EL | -70 | 10-05 | -48 | -14 | 07-08 | -36 | -37 | -40 | -38 | -53 | -52 | -46 | -41 | -46 | -52 | -47 | -44 | |
| | ES | -48 | 06-08 | 15 | 58 | 08-96 | -38 | -32 | -4 | -7 | -11 | -26 | -23 | -17 | -18 | -20 | -13 | -22 | |
| | FR | -5 | 10-08 | 36 | 61 | 06-95 | 11 | 4 | 4 | 6 | 6 | 3 | 0 | 9 | 9 | 11 | 13 | 13 | |
| | IT | 26 | 06-04 | 50 | 85 | 09-09 | 79 | 75 | 74 | 67 | 70 | 83 | 85 | 82 | 79 | 78 | 85 | 79 | |
| | CY | -35 | 07-04 | -12 | 10 | 06-01 | -9 | -12 | -12 | -7 | -6 | -11 | -10 | -11 | -8 | -19 | -20 | -21 | |
| | LV | -78 | 12-95 | -57 | -27 | 09-01 | -65 | -61 | -64 | -68 | -69 | -70 | -68 | -69 | -66 | -68 | -66 | -67 | |
| | LT | -49 | 10-05 | -37 | -14 | 01-10 | -25 | -26 | -19 | -21 | -20 | -21 | -17 | -17 | -18 | -17 | -14 | -21 | |
| | LU | 44 | 02-10 | 56 | 69 | 08-07 | 53 | 50 | 50 | 46 | 51 | 47 | 46 | 50 | 49 | 51 | 46 | 44 | |
| | HU | -83 | 11-95 | -65 | -28 | 12-00 | -70 | -75 | -70 | -72 | -71 | -69 | -65 | -69 | -69 | -69 | -70 | -67 | |
| | MT | -59 | 02-10 | -44 | -24 | 01-03 | -41 | -49 | -50 | -46 | -49 | -48 | -56 | -53 | -55 | -58 | -58 | -59 | |
| | NL | 47 | 06-91 | 62 | 71 | 11-08 | 68 | 68 | 68 | 66 | 65 | 60 | 63 | 63 | 60 | 64 | 64 | 70 | |
| | AT | 17 | 12-96 | 45 | 65 | 11-07 | 40 | 36 | 37 | 38 | 40 | 35 | 36 | 36 | 37 | 40 | 35 | 39 | |
| | PL | -49 | 09-01 | -29 | -12 | 07-07 | -24 | -23 | -21 | -21 | -19 | -17 | -21 | -17 | -18 | -18 | -17 | -22 | |
| | PT | -72 | 06-08 | -41 | -13 | 01-92 | -68 | -66 | -66 | -62 | -63 | -58 | -59 | -58 | -56 | -57 | -56 | -57 | |
| | RO | -62 | 06-02 | -48 | -24 | 06-01 | -45 | -48 | -44 | -47 | -52 | -47 | -52 | -48 | -51 | -51 | -51 | -48 | |
| | SI | -25 | 09-97 | -8 | 19 | 12-06 | 0 | 3 | 2 | -3 | 4 | 1 | 4 | 4 | -2 | -3 | -3 | 4 | |
| | SK | -55 | 10-04 | -43 | -26 | 02-09 | -33 | -32 | -31 | -31 | -33 | -33 | -29 | -35 | -35 | -36 | -32 | -38 | |
| | FI | -23 | 04-94 | 8 | 37 | 11-07 | 11 | 7 | 10 | 8 | 8 | 9 | 5 | 4 | 5 | 7 | 8 | 10 | |
| | SE | -9 | 09-01 | 8 | 26 | 08-07 | 9 | 8 | 6 | 11 | 11 | 12 | 15 | 12 | 14 | 15 | 14 | 17 | |
| | UK | -22 | 03-09 | 13 | 41 | 08-07 | -22 | -17 | -20 | -19 | -18 | -16 | -12 | -11 | -12 | -7 | -3 | -4 | |
| MAJOR PURCHASES OVER NEXT 12 MONTHS (Question 9) | EU | -27 | 01-09 | -16 | -9 | 03-00 | -25 | -26 | -27 | -25 | -25 | -23 | -22 | -23 | -22 | -23 | -23 | | |
| | EA | -25 | 01-09 | -17 | -12 | 03-00 | -23 | -23 | -25 | -23 | -24 | -23 | -23 | -21 | -22 | -22 | -21 | | |
| | BE | -29 | 10-96 | -16 | -6 | 10-03 | -21 | -26 | -27 | -22 | -23 | -23 | -22 | -24 | -23 | -24 | -22 | -25 | |
| | BG | -47 | 04-03 | -30 | -6 | 08-08 | -18 | -26 | -25 | -24 | -25 | -31 | -26 | -28 | -30 | -35 | -34 | -40 | |
| | CZ | -36 | 01-01 | -21 | 0 | 05-07 | -21 | -26 | -19 | -26 | -24 | -21 | -27 | -25 | -21 | -20 | -19 | -18 | |
| | DK | -14 | 01-93 | -6 | 4 | 03-06 | -11 | -11 | -7 | -7 | -7 | -8 | -9 | -9 | -12 | -8 | -7 | -4 | |
| | DE | -39 | 02-03 | -26 | -14 | 01-90 | -30 | -29 | -31 | -31 | -28 | -26 | -26 | -24 | -24 | -23 | -26 | -24 | |
| | EE | -64 | 10-92 | -24 | 0 | 09-06 | -41 | -43 | -38 | -39 | -37 | -36 | -37 | -40 | -37 | -37 | -34 | -34 | |
| | IE | -20 | 05-93 | -9 | 2 | 12-00 | : | : | : | : | : | : | : | : | : | : | : | : | |
| | EL | -60 | 10-05 | -26 | 5 | 06-03 | -37 | -28 | -34 | -33 | -38 | -36 | -33 | -27 | -35 | -46 | -52 | -45 | |
| | ES | -50 | 11-08 | -26 | -7 | 11-00 | -45 | -45 | -45 | -39 | -41 | -43 | -39 | -38 | -42 | -39 | -34 | -40 | |
| | FR | -8 | 05-08 | -1 | 1 | 09-99 | -5 | -5 | -5 | -5 | -5 | -5 | -5 | -4 | -5 | -5 | -4 | -4 | |
| | IT | -36 | 01-09 | -17 | -8 | 12-06 | -21 | -23 | -27 | -23 | -30 | -27 | -30 | -23 | -22 | -26 | -22 | -30 | |
| | CY | -47 | 10-09 | 3 | 40 | 03-03 | -40 | -40 | -34 | -28 | -37 | -36 | -35 | -47 | -44 | -43 | -42 | -35 | |
| | LV | -84 | 03-96 | -31 | 23 | 06-06 | -32 | -34 | -33 | -45 | -39 | -39 | -42 | -44 | -41 | -38 | -43 | -36 | |
| | LT | -38 | 11-09 | -6 | 17 | 03-08 | -20 | -27 | -26 | -27 | -29 | -32 | -30 | -33 | -38 | -35 | -33 | -30 | |
| | LU | -27 | 10-08 | -15 | -6 | 01-02 | -21 | -18 | -19 | -26 | -19 | -26 | -18 | -21 | -19 | -17 | -15 | -16 | |
| | HU | -69 | 06-95 | -39 | -7 | 08-02 | -60 | -64 | -58 | -60 | -60 | -58 | -53 | -51 | -51 | -52 | -49 | -49 | |
| | MT | -22 | 02-07 | -8 | 2 | 07-08 | -3 | -4 | -4 | -3 | 0</ | | | | | | | | |

TABLE 4 (continued):

Consumer opinion on economic and financial conditions (s.a.)^{(a)(d)}

| | | Since 1990 (*) | | | | 2009 | | | | | | | | | | | | 2010 | | | |
|---|-----|----------------|-------|-------|-------|-------|------|-----|-----|-----|-----|-----|-----|-----|-----|-----|-----|------|-----|--|--|
| | | Min. | | Ave. | | Max. | | | | | | | | | | | | | | | |
| | | Value | Date | Value | Date | Value | Date | Mar | Apr | May | Jun | Jul | Aug | Sep | Oct | Nov | Dec | Jan | Feb | | |
| MAJOR PURCHASES AT PRESENT (Question 8) | EU | -36 | 10-08 | -11 | 6 | 01-00 | -24 | -23 | -21 | -20 | -19 | -18 | -15 | -13 | -14 | -13 | -14 | -14 | -14 | | |
| | EA | -37 | 10-08 | -16 | 5 | 03-99 | -24 | -23 | -22 | -20 | -18 | -17 | -15 | -15 | -14 | -15 | -15 | -13 | -15 | | |
| | BE | -40 | 06-97 | -1 | 26 | 09-07 | -8 | -6 | -8 | -2 | -2 | -1 | 6 | 7 | 7 | 7 | 7 | 2 | 4 | | |
| | BG | -65 | 06-02 | -40 | -17 | 10-06 | -30 | -30 | -32 | -36 | -31 | -25 | -33 | -35 | -35 | -33 | -33 | -37 | -39 | | |
| | CZ | -33 | 05-95 | 3 | 34 | 07-03 | -13 | -14 | -4 | -15 | -16 | -16 | -11 | -11 | -4 | 6 | 6 | -2 | -5 | | |
| | DK | -33 | 11-08 | -8 | 9 | 09-97 | -20 | -8 | -13 | -9 | -8 | -2 | -2 | 2 | -5 | 0 | -5 | -1 | -1 | | |
| | DE | -31 | 11-02 | -9 | 32 | 11-06 | 1 | -1 | 0 | 0 | 4 | 6 | 8 | 8 | 5 | 5 | 3 | 11 | 9 | | |
| | EE | -7 | 01-09 | 17 | 49 | 05-06 | -2 | 6 | 5 | 12 | 15 | 13 | 13 | 17 | 22 | 18 | 18 | 16 | 27 | | |
| | IE | -22 | 04-92 | 13 | 40 | 09-97 | : | : | : | : | : | : | : | : | : | : | : | : | : | | |
| | EL | -68 | 10-05 | -37 | -10 | 01-01 | -48 | -37 | -37 | -35 | -32 | -31 | -44 | -41 | -48 | -53 | -59 | -49 | -49 | | |
| | ES | -64 | 06-93 | -22 | 26 | 11-99 | -52 | -42 | -40 | -29 | -24 | -27 | -23 | -21 | -17 | -20 | -21 | -28 | -28 | | |
| | FR | -41 | 08-08 | -15 | 14 | 07-00 | -31 | -32 | -30 | -30 | -32 | -32 | -28 | -26 | -20 | -21 | -19 | -23 | -23 | | |
| | IT | -64 | 11-96 | -36 | -2 | 05-90 | -44 | -41 | -43 | -39 | -40 | -38 | -38 | -37 | -39 | -36 | -40 | -40 | -40 | | |
| | CY | -56 | 02-09 | -8 | 24 | 11-04 | -46 | -48 | -40 | -39 | -44 | -41 | -34 | -31 | -36 | -38 | -40 | -41 | -41 | | |
| | LV | -81 | 06-96 | -32 | 21 | 12-06 | -36 | -30 | -25 | -31 | -30 | -28 | -29 | -30 | -26 | -33 | -25 | -17 | -17 | | |
| | LT | -12 | 03-09 | 22 | 50 | 02-06 | -12 | -5 | -5 | 1 | 2 | 1 | 3 | 4 | 4 | -1 | 6 | 9 | 9 | | |
| | LU | -35 | 10-08 | -10 | 0 | 08-07 | -11 | -3 | -11 | -9 | -17 | -13 | -15 | -9 | -7 | -8 | -15 | -16 | -16 | | |
| | HU | -87 | 06-96 | -52 | -7 | 03-06 | -56 | -60 | -55 | -55 | -62 | -57 | -56 | -58 | -55 | -59 | -59 | -55 | -55 | | |
| | MT | -22 | 04-09 | 6 | 36 | 09-03 | -13 | -22 | -15 | -14 | -11 | -9 | -10 | -5 | -1 | -4 | -1 | 2 | 2 | | |
| | NL | -39 | 04-03 | 3 | 54 | 02-00 | -15 | -16 | -13 | -11 | -9 | -4 | -6 | -4 | -3 | -3 | -8 | -8 | -8 | | |
| AT | -18 | 07-08 | 6 | 29 | 08-99 | -4 | 3 | 6 | 5 | 8 | 14 | 14 | 16 | 16 | 18 | 13 | 16 | 16 | | | |
| PL | -27 | 11-01 | -3 | 14 | 05-07 | -7 | -3 | -5 | -4 | -9 | -4 | -7 | -4 | -11 | -2 | -5 | -4 | -4 | | | |
| PT | -89 | 12-08 | -42 | -1 | 01-92 | -82 | -81 | -80 | -78 | -76 | -74 | -72 | -71 | -73 | -77 | -73 | -71 | -71 | | | |
| RO | -54 | 06-02 | -30 | 5 | 06-01 | -49 | -46 | -49 | -44 | -48 | -51 | -50 | -51 | -46 | -48 | -49 | -45 | -45 | | | |
| SI | -55 | 11-08 | -21 | 18 | 08-06 | -37 | -46 | -41 | -37 | -39 | -32 | -25 | -30 | -32 | -35 | -27 | -35 | -35 | | | |
| SK | -25 | 02-04 | -7 | 11 | 06-08 | -22 | -15 | -14 | -14 | -9 | -7 | -5 | -11 | -10 | -9 | -8 | -1 | -1 | | | |
| FI | -27 | 04-90 | 18 | 49 | 12-09 | 19 | 24 | 32 | 36 | 38 | 37 | 40 | 45 | 45 | 49 | 31 | 34 | 34 | | | |
| SE | -38 | 10-08 | 16 | 36 | 08-05 | -13 | -20 | -8 | -6 | 0 | 1 | 3 | 9 | 11 | 8 | 4 | 5 | 5 | | | |
| UK | -41 | 10-08 | 4 | 28 | 11-02 | -26 | -26 | -23 | -26 | -24 | -25 | -17 | -10 | -15 | -12 | -17 | -15 | -15 | | | |
| PRICE TRENDS OVER NEXT 12 MONTHS (Question 6) | EU | -11 | 08-09 | 22 | 49 | 09-90 | 2 | -1 | -5 | -6 | -9 | -11 | -9 | -8 | -5 | 0 | 3 | 5 | | | |
| | EA | -16 | 08-09 | 21 | 51 | 01-91 | 1 | -2 | -8 | -9 | -12 | -16 | -14 | -14 | -11 | -6 | -2 | 0 | | | |
| | BE | -14 | 08-09 | 18 | 46 | 10-01 | -11 | -11 | -10 | -11 | -12 | -14 | -7 | -2 | -10 | -4 | 5 | 4 | | | |
| | BG | -3 | 07-01 | 35 | 54 | 12-06 | 39 | 35 | 33 | 34 | 26 | 21 | 25 | 20 | 18 | 18 | 20 | 21 | | | |
| | CZ | -9 | 11-09 | 39 | 72 | 03-98 | 5 | 2 | -2 | -4 | 1 | -8 | -6 | -5 | -9 | -6 | 17 | 18 | | | |
| | DK | -41 | 07-09 | -9 | 31 | 06-08 | -34 | -35 | -27 | -29 | -41 | -30 | -36 | -29 | -27 | -26 | -22 | -15 | | | |
| | DE | -18 | 08-09 | 30 | 58 | 03-91 | 12 | 10 | 1 | -2 | -5 | -18 | -17 | -18 | -13 | -7 | -2 | 2 | | | |
| | EE | -29 | 04-09 | 43 | 88 | 05-04 | -26 | -29 | -29 | -25 | -2 | -19 | -24 | -22 | -25 | 1 | -7 | 1 | | | |
| | IE | 6 | 01-94 | 23 | 42 | 10-00 | : | : | : | : | : | : | : | : | : | : | : | : | | | |
| | EL | -3 | 10-09 | 37 | 60 | 05-90 | 31 | 8 | 10 | 10 | 25 | 19 | 7 | -3 | 16 | 16 | 22 | 16 | | | |
| | ES | -30 | 05-09 | 14 | 36 | 01-02 | -10 | -19 | -30 | -29 | -26 | -25 | -27 | -29 | -28 | -27 | -22 | -24 | | | |
| | FR | -13 | 08-97 | 12 | 54 | 01-91 | 0 | -3 | -7 | -5 | -9 | -11 | -1 | 0 | 0 | 6 | 9 | 9 | | | |
| | IT | -29 | 07-09 | 16 | 62 | 02-91 | -12 | -11 | -14 | -18 | -29 | -28 | -28 | -26 | -24 | -19 | -16 | -9 | | | |
| | CY | -9 | 07-09 | 34 | 68 | 10-02 | 2 | 4 | -1 | 0 | -9 | 3 | 3 | 3 | 8 | 10 | 4 | 4 | | | |
| | LV | -41 | 05-09 | 32 | 70 | 03-04 | -9 | -35 | -41 | -39 | -23 | -27 | -31 | -35 | -33 | -26 | -20 | -24 | | | |
| | LT | 2 | 06-09 | 46 | 74 | 05-04 | 35 | 15 | 18 | 2 | 5 | 10 | 14 | 5 | 16 | 27 | 37 | 25 | | | |
| | LU | -21 | 07-09 | 15 | 44 | 08-07 | -10 | -9 | -12 | -15 | -21 | -17 | -19 | -20 | -15 | -13 | -16 | -14 | | | |
| | HU | 31 | 02-06 | 53 | 76 | 01-07 | 67 | 66 | 61 | 61 | 65 | 54 | 51 | 45 | 46 | 45 | 53 | 46 | | | |
| | MT | 5 | 09-03 | 29 | 51 | 11-08 | 33 | 39 | 37 | 36 | 33 | 29 | 36 | 34 | 36 | 41 | 42 | 48 | | | |
| | NL | -27 | 12-02 | 23 | 60 | 01-91 | -7 | -3 | -9 | -11 | -14 | -7 | -10 | -9 | -1 | 6 | 3 | 11 | | | |
| AT | -19 | 12-95 | 18 | 44 | 08-07 | 11 | 9 | 8 | 5 | 8 | 4 | 10 | 12 | 13 | 19 | 20 | 19 | | | | |
| PL | 8 | 04-05 | 31 | 55 | 04-04 | 38 | 35 | 33 | 31 | 32 | 29 | 25 | 32 | 26 | 34 | 31 | 26 | | | | |
| PT | -9 | 08-97 | 29 | 56 | 05-08 | 9 | 4 | -5 | -6 | -5 | 1 | -2 | -2 | -3 | -2 | 3 | 7 | | | | |
| RO | 28 | 08-09 | 49 | 63 | 02-08 | 49 | 50 | 42 | 36 | 38 | 28 | 31 | 36 | 38 | 36 | 47 | 46 | | | | |
| SI | -11 | 10-09 | 36 | 62 | 04-00 | 2 | -1 | -3 | 2 | -1 | -10 | -7 | -11 | -2 | 6 | 8 | 9 | | | | |
| SK | -4 | 11-09 | 43 | 78 | 11-02 | 24 | 16 | 2 | 2 | 14 | 3 | 2 | 0 | -4 | 5 | 10 | 5 | | | | |
| FI | -21 | 12-95 | 14 | 50 | 01-08 | -5 | -12 | -11 | -9 | -13 | -12 | -10 | -2 | 2 | 6 | 9 | 11 | | | | |
| SE | -14 | 03-05 | 15 | 47 | 10-07 | 9 | 0 | 0 | 4 | -4 | 3 | 8 | 11 | 17 | 18 | 23 | 23 | | | | |
| UK | -5 | 07-09 | 24 | 57 | 09-90 | -3 | -4 | -5 | -5 | -5 | -4 | 0 | 4 | 6 | 11 | 13 | 12 | | | | |
| PRICE TRENDS OVER LAST 12 MONTHS (Question 5) | EU | -4 | 03-99 | 24 | 68 | 07-08 | 26 | 20 | 13 | 11 | 6 | 1 | -2 | -3 | -3 | -1 | 1 | 2 | | | |
| | EA | -8 | 10-09 | 30 | 74 | 07-08 | 29 | 20 | 13 | 9 | 3 | -1 | -7 | -8 | -7 | -5 | -4 | -2 | | | |
| | BE | -1 | 06-98 | 39 | 84 | 05-08 | 42 | 40 | 39 | 33 | 24 | 25 | 17 | 16 | 18 | 11 | 17 | 22 | | | |
| | BG | 6 | 06-01 | 48 | 86 | 05-08 | 67 | 64 | 59 | 55 | 51 | 46 | 44 | 41 | 38 | 34 | 33 | 39 | | | |
| | CZ | -37 | 10-09 | 15 | 63 | 03-98 | -15 | -17 | -21 | -25 | -24 | -30 | -33 | -37 | -31 | -36 | -29 | -29 | | | |
| | DK | -51 | 09-93 | -21 | 56 | 07-08 | -10 | -14 | -15 | -22 | -18 | -22 | -26 | -28 | -28 | -22 | -21 | -24 | | | |
| | DE | -25 | 10-09 | 32 | 78 | 07-08 | 28 | 19 | 12 | 7 | -2 | -16 | -18 | -25 | -21 | -15 | -15 | -12 | | | |
| | EE | -35 | 11-09 | 35 | 88 | 04-08 | 9 | -4 | -14 | -18 | -2 | -16 | -19 | -32 | -35 | -21 | -27 | -14 | | | |
| | IE | -3 | 07-97 | 31 | 66 | 12-02 | : | : | : | : | : | : | : | : | : | : | : | : | | | |
| | EL | 5 | 06-99 | 46 | 85 | 01-08 | 55 | 41 | 43 | 38 | 43 | 37 | 45 | 39 | 37 | 40 | 42 | 39 | | | |
| | ES | -38 | 01-10 | 31 | 66 | 07-08 | 13 | -11 | -18 | -23 | -23 | -25 | -31 | -31 | -34 | -37 | -38 | -36 | | | |
| | FR | -23 | 01-99 | 21 | 83 | 06-08 | 39 | 35 | 30 | 27 | 25 | 28 | 16 | 19 | 20 | 21 | 23 | 22 | | | |
| | IT | -7 | 09-09 | 36 | 70 | 08-08 | 29 | 20 | 14 | 12 | 0 | -2 | -7 | -6 | -7 | -3 | -3 | 0 | | | |
| | CY | 20 | 01-10 | 41 | 68 | 06-08 | 46 | 40 | 32 | 29 | 37 | 37 | 27 | 26 | 30 | 32 | 20 | 29 | | | |
| | LV | -36 | 02-10 | 30 | 81 | 06-08 | 34 | -2 | -17 | -23 | -10 | -13 | -24 | -32 | -35 | -31 | -35 | -37 | | | |
| | LT | -17 | 10-03 | 28 | 71 | 06-08 | 62 | 54 | 46 | 32 | 30 | 24 | 25 | 19 | 20 | 26 | 26 | 22 | | | |
| | LU | -10 | 11-09 | 38 | 70 | 08-08 | 21 | 17 | 10 | 10 | 2 | -2 | -2 | -8 | -10 | -7 | -2 | 1 | | | |
| | HU | 6 | 04-06 | 40 | 71 | 06-95 | 51 | 48 | 44 | 46 | 49 | 50 | 47 | 44 | 47 | 46 | 49 | 49 | | | |
| | MT | 15 | 06-04 | 45 | 67 | 06-06 | 58 | 59 | 59 | 56 | 56 | 59 | 58 | 57 | 60 | 59 | 66 | 66 | | | |
| | NL | -21 | 09-09 | 26 | 89 | 12-02 | 1 | 3 | -4 | -8 | -13 | | | | | | | | | | |

TABLE 4b: Quarterly survey of consumers

(Data collected in January, April, July and October each year.)

Intention to buy a car within the next 12 months (s.a.)^(a)

(Question 13)

| | Since 1990 (*) | | | | | 2008 | | | 2009 | | | | 2010 |
|----|----------------|--------|------|-------|--------|------|-----|-----|------|-----|-----|-----|------|
| | Min. | | Ave. | Max. | | II | III | IV | I | II | III | IV | I |
| | Value | Date | | Value | Date | | | | | | | | |
| EU | -75 | I-09 | -60 | -47 | II-99 | -73 | -74 | -75 | -75 | -74 | -74 | -73 | -74 |
| EA | -78 | IV-08 | -62 | -49 | I-00 | -76 | -78 | -78 | -78 | -77 | -77 | -78 | -78 |
| BE | -85 | I-09 | -62 | -45 | II-95 | -83 | -83 | -85 | -85 | -82 | -81 | -79 | -82 |
| BG | -93 | I-02 | -83 | -72 | III-08 | -75 | -72 | -77 | -76 | -78 | -77 | -78 | -81 |
| CZ | -80 | II-05 | -72 | -65 | I-09 | -67 | -70 | -69 | -65 | -73 | -74 | -71 | -73 |
| DK | -79 | I-90 | -65 | -43 | I-97 | -68 | -65 | -72 | -69 | -70 | -76 | -74 | -74 |
| DE | -78 | IV-08 | -50 | -28 | II-90 | -76 | -76 | -78 | -77 | -77 | -76 | -76 | -77 |
| EE | -90 | IV-09 | -72 | -53 | II-03 | -76 | -77 | -78 | -81 | -86 | -87 | -90 | -83 |
| IE | -73 | I-09 | -43 | -21 | IV-99 | -69 | -69 | -68 | -73 | -65 | -67 | -68 | -68 |
| EL | -88 | III-93 | -66 | -38 | II-00 | -67 | -68 | -79 | -78 | -73 | -76 | -73 | -63 |
| ES | -88 | IV-09 | -70 | -25 | III-99 | -79 | -84 | -84 | -81 | -85 | -80 | -88 | -87 |
| FR | -83 | II-97 | -77 | -70 | II-90 | -74 | -80 | -76 | -78 | -75 | -78 | -78 | -77 |
| IT | -88 | I-10 | -67 | -47 | II-90 | -87 | -87 | -85 | -85 | -84 | -83 | -85 | -88 |
| CY | -78 | IV-09 | -57 | -45 | I-04 | -51 | -64 | -67 | -74 | -77 | -72 | -78 | -76 |
| LV | -84 | I-00 | -65 | -11 | I-02 | -55 | -51 | -59 | -66 | -59 | -73 | -73 | -69 |
| LT | -88 | I-10 | -76 | -65 | III-01 | -77 | -77 | -77 | -85 | -87 | -85 | -87 | -88 |
| LU | -77 | IV-05 | -57 | -24 | III-02 | -67 | -63 | -72 | -66 | -69 | -64 | -69 | -69 |
| HU | -91 | III-09 | -77 | -33 | I-00 | -87 | -82 | -89 | -89 | -89 | -91 | -89 | -90 |
| MT | -89 | II-05 | -84 | -75 | I-03 | -84 | -84 | -82 | -79 | -82 | -86 | -81 | -85 |
| NL | -59 | IV-05 | -46 | -36 | IV-99 | -48 | -53 | -54 | -55 | -56 | -58 | -58 | -54 |
| AT | -68 | IV-08 | -55 | -40 | III-00 | -66 | -65 | -69 | -65 | -63 | -60 | -61 | -64 |
| PL | -77 | III-03 | -72 | -64 | IV-08 | -67 | -70 | -65 | -68 | -71 | -66 | -67 | -72 |
| PT | -89 | II-09 | -69 | -49 | III-98 | -88 | -84 | -86 | -88 | -89 | -87 | -87 | -87 |
| RO | -81 | IV-03 | -72 | -61 | IV-08 | -66 | -61 | -61 | -65 | -71 | -72 | -76 | -74 |
| SI | -77 | I-04 | -60 | -44 | I-01 | -73 | -71 | -68 | -76 | -75 | -74 | -75 | -72 |
| SK | -85 | II-04 | -79 | -74 | IV-07 | -77 | -78 | -75 | -79 | -77 | -79 | -82 | -82 |
| FI | -68 | II-09 | -50 | -31 | IV-02 | -56 | -62 | -66 | -65 | -68 | -61 | -61 | -64 |
| SE | -66 | II-09 | -45 | -27 | I-00 | -54 | -59 | -59 | -65 | -66 | -60 | -53 | -57 |
| UK | -71 | III-93 | -52 | -34 | II-99 | -65 | -65 | -67 | -69 | -64 | -65 | -60 | -61 |

Intention to purchase or build a home within the next 12 months (s.a.)^(a)

(Question 14)

| | Since 1990 (*) | | | | | 2008 | | | 2009 | | | | 2010 |
|----|----------------|--------|------|-------|--------|------|-----|-----|------|-----|-----|-----|------|
| | Min. | | Ave. | Max. | | II | III | IV | I | II | III | IV | I |
| | Value | Date | | Value | Date | | | | | | | | |
| EU | -90 | I-09 | -83 | -78 | III-90 | -89 | -89 | -88 | -90 | -89 | -88 | -88 | -89 |
| EA | -91 | I-09 | -85 | -80 | III-90 | -90 | -91 | -90 | -91 | -91 | -89 | -90 | -91 |
| BE | -93 | IV-03 | -82 | -67 | II-95 | -90 | -91 | -91 | -91 | -89 | -91 | -89 | -91 |
| BG | -96 | I-02 | -92 | -86 | III-08 | -89 | -87 | -90 | -91 | -90 | -88 | -90 | -91 |
| CZ | -92 | II-09 | -87 | -83 | III-08 | -85 | -83 | -85 | -88 | -92 | -91 | -90 | -85 |
| DK | -86 | III-03 | -77 | -62 | II-02 | -82 | -82 | -83 | -82 | -82 | -80 | -80 | -85 |
| DE | -94 | II-08 | -85 | -78 | IV-99 | -94 | -94 | -93 | -94 | -94 | -93 | -92 | -94 |
| EE | -94 | III-09 | -55 | 11 | IV-99 | -84 | -86 | -88 | -88 | -90 | -94 | -94 | -91 |
| IE | -92 | I-10 | -80 | -71 | II-06 | -89 | -89 | -90 | -89 | -89 | -89 | -89 | -92 |
| EL | -92 | I-95 | -82 | -68 | I-03 | -82 | -77 | -88 | -87 | -85 | -80 | -86 | -90 |
| ES | -92 | IV-09 | -82 | -71 | III-99 | -87 | -91 | -89 | -89 | -90 | -90 | -92 | -89 |
| FR | -90 | II-92 | -86 | -81 | II-04 | -87 | -88 | -86 | -89 | -87 | -86 | -87 | -87 |
| IT | -97 | IV-07 | -88 | -79 | IV-90 | -97 | -95 | -96 | -95 | -96 | -92 | -94 | -95 |
| CY | -84 | III-09 | -74 | -64 | I-04 | -78 | -81 | -76 | -81 | -80 | -84 | -81 | -82 |
| LV | -95 | I-03 | -83 | -15 | I-02 | -81 | -78 | -81 | -87 | -84 | -90 | -87 | -89 |
| LT | -95 | I-10 | -90 | -82 | I-03 | -91 | -93 | -92 | -94 | -95 | -95 | -91 | -95 |
| LU | -83 | IV-08 | -76 | -64 | IV-02 | -81 | -78 | -83 | -78 | -81 | -80 | -82 | -82 |
| HU | -93 | II-09 | -82 | -39 | I-00 | -89 | -86 | -91 | -92 | -93 | -92 | -91 | -93 |
| MT | -95 | III-08 | -91 | -85 | II-03 | -92 | -95 | -93 | -94 | -90 | -90 | -91 | -92 |
| NL | -84 | IV-03 | -78 | -68 | III-99 | -78 | -82 | -81 | -84 | -83 | -84 | -84 | -82 |
| AT | -91 | III-03 | -84 | -65 | III-01 | -90 | -88 | -90 | -88 | -89 | -86 | -87 | -84 |
| PL | -89 | II-03 | -86 | -82 | I-08 | -83 | -86 | -83 | -83 | -84 | -85 | -85 | -88 |
| PT | -93 | III-09 | -78 | -65 | III-98 | -89 | -89 | -89 | -92 | -91 | -93 | -91 | -92 |
| RO | -87 | IV-03 | -81 | -74 | IV-08 | -78 | -80 | -74 | -81 | -85 | -84 | -85 | -85 |
| SI | -91 | I-09 | -79 | -71 | IV-96 | -82 | -85 | -87 | -91 | -86 | -88 | -87 | -86 |
| SK | -90 | IV-03 | -86 | -82 | II-00 | -86 | -85 | -83 | -87 | -88 | -87 | -89 | -86 |
| FI | -87 | IV-08 | -82 | -76 | III-02 | -86 | -86 | -87 | -85 | -85 | -86 | -84 | -84 |
| SE | -79 | II-08 | -73 | -61 | IV-02 | -79 | -76 | -75 | -77 | -76 | -76 | -76 | -75 |
| UK | -88 | I-09 | -78 | -66 | I-90 | -88 | -86 | -84 | -88 | -84 | -86 | -84 | -86 |

TABLE 4b (continued): Quarterly survey of consumers

(Data collected in January, April, July and October each year.)

Intention to carry out home improvements over the next 12 months (s.a.)^(a)

(Question 15)

| | Since 1990 (*) | | | | 2008 | | | 2009 | | | 2010 | | | |
|-----------|----------------|--------|-------|------|--------|------|-----|------|-----|-----|------|-----|-----|---|
| | Min. | | Ave. | | Max. | | II | III | IV | I | II | III | IV | I |
| | Value | Date | Value | Date | Value | Date | | | | | | | | |
| EU | -67 | IV-96 | -60 | -53 | III-07 | -58 | -58 | -61 | -61 | -59 | -58 | -59 | -57 | |
| EA | -68 | III-93 | -62 | -57 | III-00 | -63 | -63 | -64 | -64 | -63 | -61 | -63 | -60 | |
| BE | -65 | III-97 | -51 | -32 | III-01 | -52 | -52 | -55 | -48 | -51 | -43 | -46 | -48 | |
| BG | -86 | I-02 | -70 | -56 | III-08 | -58 | -56 | -63 | -62 | -64 | -63 | -67 | -65 | |
| CZ | -51 | III-01 | -32 | -18 | I-07 | -19 | -28 | -18 | -21 | -38 | -36 | -41 | -38 | |
| DK | -87 | I-90 | -65 | -26 | I-00 | -57 | -64 | -68 | -69 | -59 | -62 | -64 | -69 | |
| DE | -60 | III-93 | -53 | -45 | I-90 | -52 | -50 | -55 | -54 | -54 | -52 | -51 | -48 | |
| EE | -68 | IV-92 | -42 | -12 | II-06 | -36 | -40 | -44 | -47 | -60 | -63 | -62 | -57 | |
| IE | -81 | II-90 | -66 | -50 | I-06 | -62 | -61 | -60 | -61 | -58 | -58 | -61 | -56 | |
| EL | -84 | II-06 | -70 | -44 | IV-95 | -68 | -67 | -72 | -68 | -67 | -66 | -64 | -61 | |
| ES | -85 | III-08 | -74 | -61 | IV-90 | -83 | -85 | -84 | -85 | -84 | -81 | -85 | -82 | |
| FR | -79 | IV-95 | -69 | -52 | III-07 | -58 | -63 | -60 | -61 | -59 | -58 | -62 | -56 | |
| IT | -88 | IV-06 | -73 | -59 | III-98 | -88 | -83 | -84 | -80 | -85 | -82 | -83 | -84 | |
| CY | -73 | III-06 | -61 | -46 | III-01 | -66 | -63 | -64 | -56 | -62 | -63 | -68 | -64 | |
| LV | -77 | IV-95 | -51 | -10 | I-02 | -25 | -23 | -36 | -40 | -41 | -52 | -63 | -54 | |
| LT | -82 | I-10 | -61 | -52 | I-07 | -57 | -62 | -60 | -71 | -78 | -77 | -76 | -82 | |
| LU | -45 | I-03 | -33 | -22 | II-04 | -33 | -38 | -37 | -36 | -27 | -40 | -34 | -40 | |
| HU | -86 | I-10 | -64 | -23 | III-00 | -80 | -77 | -80 | -84 | -84 | -80 | -81 | -86 | |
| MT | -71 | III-06 | -64 | -54 | IV-09 | -59 | -59 | -58 | -64 | -61 | -63 | -54 | -58 | |
| NL | -59 | II-96 | -48 | -35 | IV-00 | -49 | -45 | -45 | -50 | -44 | -47 | -52 | -43 | |
| AT | -50 | III-02 | -36 | -21 | II-06 | -33 | -32 | -34 | -34 | -27 | -28 | -22 | -23 | |
| PL | -48 | III-03 | -38 | -30 | II-04 | -40 | -47 | -40 | -39 | -42 | -38 | -37 | -42 | |
| PT | -83 | IV-08 | -65 | -45 | I-98 | -80 | -82 | -83 | -83 | -82 | -82 | -77 | -73 | |
| RO | -60 | I-10 | -49 | -40 | I-07 | -42 | -44 | -42 | -45 | -56 | -59 | -60 | -60 | |
| SI | -54 | IV-09 | -33 | -16 | III-07 | -53 | -49 | -42 | -47 | -50 | -48 | -54 | -48 | |
| SK | -63 | III-04 | -55 | -46 | III-07 | -47 | -48 | -48 | -57 | -59 | -57 | -60 | -56 | |
| FI | -72 | III-98 | -60 | -45 | II-08 | -45 | -47 | -52 | -54 | -49 | -50 | -48 | -50 | |
| SE | -47 | II-96 | -27 | -12 | IV-09 | -16 | -19 | -26 | -22 | -21 | -21 | -12 | -22 | |
| UK | -74 | III-96 | -53 | -35 | I-04 | -50 | -50 | -56 | -58 | -49 | -52 | -53 | -52 | |

(a) Balances: i.e., differences between the percentages of respondents giving positive and negative replies.

TABLE 5: Monthly survey of retail trade (s.a.) ^{(a)(b)(d)}

| | | Since 1990 (*) | | | | | | 2009 | | | | | | | | | | | | 2010 | |
|--|----|----------------|-------|-------|------|-------|------|------|-----|-----|-----|-----|-----|-----|-----|-----|-----|-----|-----|------|--|
| | | Min. | | Ave. | | Max. | | Mar | Apr | May | Jun | Jul | Aug | Sep | Oct | Nov | Dec | Jan | Feb | | |
| | | Value | Date | Value | Date | Value | Date | | | | | | | | | | | | | | |
| RETAIL TRADE | EU | -25 | 01-09 | -6 | 6 | 08-07 | -22 | -21 | -17 | -17 | -14 | -12 | -11 | -12 | -6 | -6 | -3 | -5 | | | |
| | EA | -21 | 02-93 | -7 | 7 | 08-90 | -17 | -20 | -14 | -17 | -13 | -14 | -15 | -15 | -11 | -10 | -5 | -9 | | | |
| CONFIDENCE INDICATOR | BE | -29 | 01-09 | -6 | 13 | 04-90 | -20 | -19 | -16 | -16 | -13 | -14 | -21 | -14 | -10 | -4 | 1 | -2 | | | |
| | BG | -15 | 08-09 | 17 | 32 | 06-00 | -9 | -8 | -11 | -13 | -15 | -15 | -6 | -8 | -7 | -5 | -5 | -4 | | | |
| | CZ | -2 | 10-09 | 15 | 28 | 02-08 | 9 | 11 | 11 | 5 | 3 | 1 | 0 | -2 | 2 | -2 | 3 | 4 | | | |
| | DK | -33 | 02-09 | 15 | 37 | 11-94 | -32 | -23 | -20 | -20 | -13 | -6 | -10 | -1 | 0 | 0 | 3 | 1 | | | |
| | DE | -41 | 01-03 | -16 | 19 | 12-90 | -29 | -27 | -24 | -21 | -19 | -18 | -16 | -20 | -14 | -14 | -15 | -23 | | | |
| | EE | -46 | 06-09 | 10 | 36 | 04-07 | -44 | -45 | -42 | -46 | -38 | -34 | -32 | -30 | -29 | -24 | -18 | -16 | | | |
| | IE | -21 | 05-03 | 1 | 24 | 06-00 | : | : | : | : | : | : | : | : | : | : | : | : | | | |
| | EL | -38 | 03-09 | 4 | 39 | 07-07 | -38 | -35 | -20 | -12 | -7 | -9 | -7 | 3 | 2 | -4 | -11 | -17 | | | |
| | ES | -36 | 02-93 | -9 | 10 | 06-00 | -27 | -29 | -22 | -22 | -22 | -23 | -22 | -21 | -22 | -24 | -21 | -11 | | | |
| | FR | -37 | 04-97 | -13 | 9 | 12-07 | -5 | -25 | -8 | -24 | -17 | -13 | -16 | -11 | -12 | -8 | -6 | -9 | | | |
| | IT | -19 | 09-96 | 10 | 39 | 09-95 | 1 | 7 | 2 | 4 | 8 | -4 | -10 | -14 | -2 | -2 | 23 | 16 | | | |
| | CY | -29 | 04-09 | -4 | 17 | 05-07 | -29 | -29 | -25 | -21 | -23 | -26 | -20 | -26 | -28 | -28 | -26 | -24 | | | |
| | LV | -35 | 02-09 | 7 | 23 | 03-07 | -33 | -29 | -27 | -28 | -26 | -26 | -25 | -22 | -19 | -16 | -17 | -17 | | | |
| | LT | -58 | 04-09 | -2 | 42 | 01-07 | -51 | -58 | -35 | -37 | -37 | -41 | -45 | -36 | -42 | -40 | -29 | -25 | | | |
| | HU | -41 | 03-09 | -11 | 9 | 11-97 | -41 | -36 | -33 | -29 | -30 | -23 | -28 | -22 | -23 | -17 | -22 | -13 | | | |
| | NL | -16 | 12-03 | 12 | 29 | 10-99 | : | : | : | : | : | : | : | : | : | : | : | : | | | |
| | AT | -29 | 03-03 | -11 | 4 | 07-00 | -27 | -22 | -13 | -13 | -15 | -10 | -10 | -6 | -4 | -6 | -2 | -6 | | | |
| | PL | -16 | 03-03 | -3 | 8 | 10-07 | -12 | -10 | -8 | -11 | -10 | -5 | -6 | -7 | -6 | -5 | -8 | -3 | | | |
| | PT | -29 | 02-09 | -9 | 4 | 01-99 | -26 | -28 | -20 | -18 | -19 | -15 | -15 | -13 | -13 | -17 | -11 | -12 | | | |
| | RO | -22 | 07-09 | 14 | 36 | 12-97 | -10 | -20 | -18 | -19 | -22 | -21 | -10 | -20 | -16 | -17 | -18 | -12 | | | |
| | SI | -23 | 06-09 | 12 | 37 | 09-07 | -20 | -20 | -20 | -23 | -22 | -15 | -15 | -16 | -14 | -10 | -7 | -8 | | | |
| | SK | -23 | 03-09 | 9 | 34 | 11-98 | -23 | -23 | -21 | -21 | -23 | -15 | -15 | -12 | -15 | -10 | -10 | -10 | | | |
| | FI | -21 | 06-09 | -1 | 27 | 08-07 | -17 | -18 | -20 | -21 | -14 | -16 | -14 | -16 | -7 | -5 | -6 | -3 | | | |
| | SE | -26 | 12-08 | 9 | 40 | 01-10 | -20 | -17 | -6 | 0 | -1 | 14 | 18 | 17 | 27 | 32 | 40 | 32 | | | |
| | UK | -49 | 01-09 | -6 | 20 | 06-04 | -38 | -27 | -27 | -22 | -20 | -10 | -1 | -4 | 8 | 2 | -1 | 3 | | | |
| PRESENT BUSINESS SITUATION (Question 1) | EU | -30 | 12-08 | -6 | 18 | 04-90 | -26 | -27 | -20 | -24 | -18 | -17 | -13 | -18 | -10 | -10 | -3 | -6 | | | |
| | EA | -29 | 12-94 | -7 | 20 | 06-90 | -20 | -26 | -18 | -24 | -16 | -20 | -21 | -24 | -19 | -15 | -6 | -12 | | | |
| Component of the retail confidence indicator | BE | -41 | 10-95 | -6 | 29 | 06-00 | -19 | -21 | -14 | -20 | -14 | -9 | -27 | -17 | -11 | -8 | 7 | -3 | | | |
| | BG | -38 | 08-09 | 19 | 54 | 11-97 | -27 | -25 | -26 | -31 | -36 | -38 | -23 | -26 | -21 | -19 | -19 | -18 | | | |
| | CZ | -5 | 10-09 | 31 | 64 | 11-07 | 21 | 22 | 21 | 14 | 15 | 12 | 4 | -5 | 4 | -1 | 7 | 5 | | | |
| | DK | -45 | 03-09 | 25 | 57 | 11-94 | -45 | -39 | -36 | -36 | -25 | -15 | -18 | -12 | -9 | -10 | -4 | -2 | | | |
| | DE | -54 | 12-02 | -17 | 46 | 11-90 | -23 | -15 | -10 | -14 | -4 | -6 | -2 | -12 | -8 | -10 | -10 | -22 | | | |
| | EE | -61 | 06-09 | 25 | 73 | 04-07 | -50 | -61 | -55 | -62 | -48 | -37 | -38 | -46 | -45 | -43 | -31 | -26 | | | |
| | IE | -30 | 05-03 | 3 | 37 | 06-98 | : | : | : | : | : | : | : | : | : | : | : | : | | | |
| | EL | -57 | 04-09 | 0 | 65 | 09-07 | -49 | -57 | -37 | -18 | -5 | -3 | 5 | -1 | 6 | -7 | -18 | -22 | | | |
| | ES | -72 | 07-93 | -32 | 4 | 06-00 | -61 | -67 | -61 | -59 | -58 | -50 | -56 | -53 | -55 | -54 | -51 | -44 | | | |
| | FR | -50 | 03-93 | -11 | 26 | 12-07 | -7 | -34 | -11 | -39 | -26 | -24 | -35 | -29 | -23 | -19 | -10 | -18 | | | |
| | IT | -42 | 01-95 | 16 | 73 | 01-93 | 2 | -6 | -6 | -2 | 3 | -21 | -19 | -28 | -17 | 0 | 33 | 25 | | | |
| | CY | -50 | 10-09 | -23 | 21 | 04-07 | -39 | -37 | -43 | -40 | -38 | -41 | -39 | -50 | -48 | -42 | -41 | -41 | | | |
| | LV | -60 | 02-09 | 3 | 37 | 03-07 | -53 | -52 | -50 | -46 | -44 | -43 | -45 | -39 | -34 | -31 | -37 | -35 | | | |
| | LT | -58 | 09-09 | -5 | 75 | 01-07 | -50 | -49 | -36 | -47 | -37 | -31 | -58 | -54 | -53 | -48 | -51 | -47 | | | |
| | HU | -60 | 03-09 | -11 | 16 | 03-98 | -60 | -58 | -53 | -48 | -43 | -38 | -51 | -42 | -42 | -40 | -43 | -34 | | | |
| | NL | -27 | 12-03 | 27 | 57 | 06-99 | : | : | : | : | : | : | : | : | : | : | : | : | | | |
| | AT | -36 | 04-03 | -8 | 17 | 05-07 | -28 | -22 | -7 | -8 | -10 | -4 | -4 | 2 | 3 | 6 | 11 | 3 | | | |
| | PL | -32 | 10-01 | -7 | 19 | 11-07 | -9 | -11 | -4 | -13 | -12 | -6 | -9 | -11 | -10 | -10 | -15 | -7 | | | |
| | PT | -52 | 04-09 | -23 | 3 | 07-99 | -44 | -52 | -44 | -44 | -46 | -41 | -43 | -37 | -38 | -38 | -34 | -33 | | | |
| | RO | -42 | 08-09 | 23 | 57 | 09-97 | -9 | -26 | -32 | -37 | -37 | -42 | -16 | -31 | -25 | -29 | -29 | -29 | | | |
| | SI | -42 | 03-09 | 18 | 58 | 12-07 | -42 | -31 | -31 | -33 | -35 | -38 | -26 | -38 | -39 | -33 | -24 | -31 | | | |
| | SK | -35 | 06-95 | 12 | 58 | 11-98 | -16 | -23 | -20 | -26 | -32 | -27 | -24 | -20 | -32 | -28 | -31 | -27 | | | |
| | FI | -29 | 06-09 | 11 | 51 | 09-07 | -21 | -22 | -26 | -29 | -17 | -25 | -26 | -24 | -16 | -14 | -6 | -4 | | | |
| | SE | -31 | 01-09 | 15 | 65 | 07-06 | -29 | -23 | -3 | 7 | -4 | 26 | 33 | 22 | 42 | 52 | 56 | 47 | | | |
| | UK | -62 | 01-09 | -6 | 42 | 06-04 | -47 | -31 | -31 | -26 | -26 | -13 | 9 | -1 | 15 | 2 | 7 | 15 | | | |
| VOLUME OF STOCKS (Question 2) | EU | 21 | 09-92 | 15 | 7 | 08-09 | 12 | 12 | 10 | 10 | 9 | 7 | 9 | 10 | 9 | 7 | 8 | 9 | | | |
| | EA | 22 | 09-96 | 15 | 7 | 01-91 | 9 | 11 | 8 | 9 | 10 | 10 | 11 | 10 | 10 | 9 | 8 | 9 | | | |
| Component of the retail confidence indicator | BE | 32 | 03-92 | 12 | -6 | 07-09 | 2 | -2 | 1 | 0 | -6 | 4 | 4 | 4 | 2 | -1 | 1 | -2 | | | |
| | BG | 12 | 11-00 | -13 | -55 | 03-97 | 0 | -1 | 3 | 1 | 0 | -1 | -3 | -5 | -4 | -4 | -1 | -3 | | | |
| | CZ | 27 | 05-95 | 10 | 0 | 03-00 | 10 | 1 | 0 | 7 | 10 | 10 | 10 | 12 | 13 | 13 | 13 | 10 | | | |
| | DK | 33 | 12-08 | 18 | -1 | 04-98 | 26 | 21 | 23 | 19 | 18 | 15 | 16 | 7 | 7 | 9 | 10 | 18 | | | |
| | DE | 40 | 01-03 | 24 | 3 | 01-91 | 23 | 21 | 20 | 19 | 20 | 21 | 22 | 26 | 21 | 23 | 23 | 23 | | | |
| | EE | 37 | 06-09 | 14 | 0 | 09-06 | 33 | 36 | 34 | 37 | 30 | 33 | 27 | 18 | 18 | 16 | 14 | 11 | | | |
| | IE | 25 | 08-98 | 10 | -5 | 06-00 | : | : | : | : | : | : | : | : | : | : | : | : | | | |
| | EL | 41 | 12-93 | 14 | -7 | 11-02 | 33 | 26 | 17 | 8 | 3 | 3 | 10 | -1 | 2 | 9 | 7 | 6 | | | |
| | ES | 25 | 06-06 | 5 | -8 | 02-96 | 3 | 1 | 0 | -2 | -2 | 6 | -5 | -6 | 2 | 4 | 8 | -4 | | | |
| | FR | 21 | 09-98 | 11 | -14 | 03-09 | -14 | 8 | -10 | 3 | 3 | 0 | 4 | -2 | 7 | -3 | -2 | 2 | | | |
| | IT | 43 | 09-96 | 8 | -8 | 09-99 | 11 | 1 | 8 | 5 | 9 | 10 | 9 | 10 | 5 | 3 | -6 | 3 | | | |
| | CY | 26 | 11-09 | 0 | -16 | 04-05 | 26 | 25 | 14 | 14 | 20 | 15 | 11 | 20 | 26 | 21 | 20 | 21 | | | |
| | LV | 8 | 12-02 | -2 | -18 | 07-96 | 2 | 1 | 5 | 2 | 3 | 0 | -1 | -2 | -4 | -4 | -7 | -6 | | | |
| | LT | 50 | 04-09 | 2 | -21 | 12-99 | 43 | 50 | 21 | 22 | 26 | 28 | 21 | 19 | 18 | 13 | 4 | 0 | | | |
| | HU | 33 | 01-99 | 21 | 2 | 12-09 | 13 | 10 | 13 | 13 | 16 | 15 | 11 | 16 | 13 | 2 | 8 | 8 | | | |
| | NL | 19 | 06-05 | 11 | 5 | 07-97 | : | : | : | : | : | : | : | : | : | : | : | : | | | |
| | AT | 36 | 01-96 | 24 | -2 | 01-00 | 23 | 21 | 20 | 20 | 20 | 17 | 21 | 20 | 16 | 21 | 13 | 16 | | | |
| | PL | 9 | 12-08 | -2 | -18 | 12-93 | 7 | 6 | 7 | 7 | 6 | 6 | 6 | 7 | 7 | 7 | 8 | 8 | | | |
| | PT | 25 | 06-90 | 9 | -3 | 12-03 | 8 | 10 | 4 | 4 | 6 | 0 | 0 | -1 | -2 | 9 | -1 | -1 | | | |
| | RO | 55 | 10-95 | 4 | -20 | 12-94 | 5 | 20 | 11 | 10 | 13 | 11 | 4 | 9 | 9 | 11 | 8 | 7 | | | |
| | SI | 33 | 01-99 | 12 | -4 | 03-08 | 19 | 24 | 19 | 17 | 18 | 18 | 17 | 18 | 16 | 12 | 10 | 10 | | | |
| | SK | 26 | 02-95 | 9 | -8 | 06-06 | 17 | 18 | 20 | 17 | 13 | | | | | | | | | | |

TABLE 5 (continued): **Monthly survey of retail trade (s.a.)** ^{(a) (b) (d)}

| | | Since 1990 (*) | | | | 2009 | | | | | | | | | | | | 2010 | |
|--|-----------|----------------|-------|-------|-------|-------|-----|-----|-----|-----|-----|-----|-----|-----|-----|-----|-----|------|--|
| | | Min. | | Ave. | | Mar | Apr | May | Jun | Jul | Aug | Sep | Oct | Nov | Dec | Jan | Feb | | |
| | | Value | Date | Value | Date | | | | | | | | | | | | | | |
| EXPECTED | EU | -27 | 02-09 | 3 | 18 | 04-07 | -27 | -24 | -20 | -19 | -16 | -13 | -11 | -8 | 1 | -2 | 1 | -1 | |
| BUSINESS | EA | -25 | 02-93 | 0 | 17 | 06-06 | -22 | -23 | -17 | -17 | -14 | -13 | -14 | -12 | -4 | -6 | -2 | -5 | |
| SITUATION | BE | -43 | 02-09 | 0 | 22 | 04-98 | -38 | -38 | -31 | -29 | -30 | -29 | -34 | -23 | -16 | -6 | -5 | -5 | |
| (Question 4) | BG | -33 | 02-97 | 18 | 58 | 01-07 | 0 | 2 | -5 | -6 | -11 | -9 | 1 | -4 | -3 | 1 | 3 | 4 | |
| Component of the retail confidence indicator | CZ | 1 | 08-09 | 23 | 46 | 02-02 | 16 | 12 | 11 | 7 | 5 | 1 | 7 | 11 | 15 | 9 | 15 | 16 | |
| | DK | -29 | 02-09 | 38 | 71 | 07-94 | -25 | -8 | 0 | -6 | 4 | 13 | 5 | 16 | 17 | 20 | 25 | 24 | |
| | DE | -46 | 04-09 | -8 | 26 | 12-90 | -41 | -46 | -40 | -31 | -33 | -27 | -23 | -23 | -14 | -10 | -13 | -25 | |
| | EE | -48 | 03-09 | 19 | 64 | 01-03 | -48 | -38 | -35 | -38 | -38 | -34 | -31 | -27 | -23 | -14 | -8 | -11 | |
| | IE | -31 | 07-03 | 9 | 44 | 11-97 | : | : | : | : | : | : | : | : | : | : | : | : | |
| | EL | -32 | 03-09 | 27 | 71 | 07-07 | -32 | -23 | -7 | -9 | -12 | -19 | -15 | 9 | 1 | 3 | -8 | -22 | |
| | ES | -34 | 02-93 | 10 | 34 | 04-91 | -17 | -20 | -5 | -9 | -11 | -15 | -15 | -15 | -9 | -13 | -2 | 7 | |
| | FR | -64 | 02-93 | -18 | 19 | 10-04 | -23 | -32 | -21 | -30 | -21 | -14 | -8 | -6 | -6 | -6 | -9 | -7 | |
| | IT | -20 | 02-93 | 21 | 64 | 02-08 | 13 | 27 | 19 | 18 | 28 | 18 | -3 | -4 | 17 | -3 | 29 | 24 | |
| | CY | -31 | 02-09 | 11 | 52 | 02-08 | -22 | -25 | -20 | -10 | -12 | -20 | -9 | -9 | -10 | -20 | -19 | -9 | |
| | LV | -45 | 03-09 | 15 | 37 | 02-07 | -45 | -32 | -27 | -35 | -30 | -36 | -30 | -28 | -26 | -20 | -21 | -20 | |
| | LT | -74 | 04-09 | 1 | 62 | 11-06 | -58 | -74 | -49 | -43 | -48 | -65 | -57 | -34 | -54 | -59 | -31 | -27 | |
| | HU | -50 | 03-09 | -1 | 39 | 02-98 | -50 | -41 | -32 | -25 | -32 | -18 | -22 | -7 | -15 | -8 | -14 | 3 | |
| | NL | -5 | 12-03 | 19 | 41 | 10-99 | : | : | : | : | : | : | : | : | : | : | : | : | |
| | AT | -29 | 03-09 | -2 | 15 | 07-00 | -29 | -23 | -13 | -10 | -14 | -11 | -5 | 0 | 1 | -2 | -3 | -5 | |
| | PL | -29 | 01-02 | -4 | 12 | 12-07 | -20 | -12 | -13 | -14 | -12 | -4 | -2 | -2 | -2 | 3 | 0 | 6 | |
| | PT | -34 | 02-09 | 5 | 39 | 01-90 | -27 | -20 | -13 | -4 | -4 | -4 | -3 | -3 | -3 | -3 | 0 | -5 | |
| | RO | -36 | 10-94 | 23 | 74 | 11-95 | -16 | -15 | -11 | -9 | -16 | -11 | -12 | -19 | -13 | -10 | -17 | -1 | |
| | SI | -23 | 01-09 | 29 | 55 | 09-07 | 0 | -5 | -10 | -19 | -13 | 12 | -3 | 7 | 13 | 16 | 13 | 18 | |
| | SK | -35 | 03-09 | 23 | 60 | 12-96 | -35 | -27 | -22 | -20 | -23 | -5 | -5 | -1 | -2 | 6 | 4 | 0 | |
| | FI | -26 | 06-09 | 12 | 44 | 09-07 | -20 | -22 | -24 | -26 | -18 | -20 | -15 | -18 | -4 | 1 | -5 | -3 | |
| SE | -16 | 01-09 | 41 | 73 | 01-10 | -1 | -6 | 6 | 16 | 20 | 31 | 38 | 43 | 50 | 54 | 73 | 55 | | |
| UK | -59 | 01-09 | 7 | 40 | 01-97 | -47 | -34 | -35 | -29 | -28 | -22 | -7 | -1 | 13 | 5 | -1 | 2 | | |
| INTENTIONS | EU | -31 | 02-09 | -2 | 13 | 02-90 | -30 | -30 | -26 | -24 | -19 | -14 | -14 | -15 | -4 | -7 | -7 | -6 | |
| OF PLACING | EA | -29 | 04-09 | -4 | 15 | 02-90 | -25 | -30 | -23 | -24 | -18 | -17 | -18 | -19 | -9 | -13 | -10 | -9 | |
| ORDERS | BE | -36 | 01-09 | -7 | 15 | 03-90 | -29 | -30 | -34 | -33 | -30 | -24 | -29 | -30 | -14 | -14 | -13 | -11 | |
| (Question 3) | BG | -39 | 02-97 | 13 | 51 | 01-07 | 3 | 0 | -6 | -3 | -4 | -10 | -3 | 1 | -6 | 2 | 4 | 5 | |
| CZ | -34 | 02-96 | 24 | 56 | 02-95 | 3 | 5 | 13 | 7 | 7 | 0 | 7 | 9 | 4 | 1 | 2 | 1 | | |
| DK | -39 | 03-09 | 16 | 58 | 07-94 | -39 | -22 | -24 | -21 | -17 | -5 | -14 | 3 | -1 | 0 | 9 | 3 | | |
| DE | -42 | 08-02 | -15 | 24 | 01-91 | -35 | -33 | -29 | -29 | -25 | -24 | -26 | -32 | -25 | -23 | -15 | -21 | | |
| EE | -59 | 03-09 | 9 | 37 | 08-07 | -59 | -51 | -38 | -48 | -43 | -43 | -40 | -32 | -24 | -15 | -13 | -16 | | |
| IE | -43 | 05-03 | -6 | 27 | 08-00 | : | : | : | : | : | : | : | : | : | : | : | : | | |
| EL | -48 | 03-09 | 11 | 47 | 07-07 | -48 | -45 | -22 | -16 | -15 | -23 | -19 | -6 | -11 | -8 | -16 | -22 | | |
| ES | -37 | 12-08 | 1 | 21 | 01-90 | -28 | -32 | -23 | -27 | -14 | -13 | -21 | -21 | -17 | -30 | -24 | -9 | | |
| FR | -37 | 12-92 | -13 | 11 | 10-99 | -23 | -33 | -29 | -30 | -20 | -20 | -18 | -12 | -12 | -11 | -12 | -11 | | |
| IT | -24 | 09-97 | 22 | 69 | 03-92 | 3 | -16 | -3 | 1 | 4 | 2 | 5 | -9 | 28 | 7 | 14 | 15 | | |
| CY | -51 | 06-02 | -7 | 32 | 03-07 | -41 | -37 | -38 | -37 | -32 | -33 | -26 | -28 | -22 | -35 | -24 | -29 | | |
| LV | -55 | 02-09 | 6 | 30 | 02-07 | -53 | -43 | -41 | -44 | -39 | -39 | -36 | -35 | -32 | -23 | -27 | -26 | | |
| LT | -86 | 11-09 | 5 | 56 | 12-06 | -69 | -79 | -56 | -44 | -47 | -60 | -65 | -79 | -86 | -65 | -52 | -32 | | |
| HU | -49 | 02-09 | -8 | 22 | 05-98 | -48 | -42 | -40 | -28 | -35 | -25 | -30 | -14 | -24 | -16 | -22 | -8 | | |
| NL | -22 | 09-03 | 3 | 25 | 08-99 | : | : | : | : | : | : | : | : | : | : | : | : | | |
| AT | -42 | 03-99 | -28 | -10 | 08-07 | -41 | -33 | -25 | -23 | -28 | -25 | -27 | -20 | -17 | -21 | -13 | -14 | | |
| PL | -27 | 01-02 | -4 | 10 | 12-07 | -19 | -13 | -13 | -14 | -13 | -6 | -4 | -4 | -4 | -1 | -7 | 1 | | |
| PT | -42 | 03-09 | -14 | 12 | 11-98 | -42 | -38 | -35 | -29 | -28 | -27 | -18 | -22 | -21 | -18 | -17 | -17 | | |
| RO | -27 | 01-10 | 18 | 81 | 03-97 | -5 | -17 | -11 | -8 | -13 | -8 | -10 | -18 | -7 | -7 | -27 | -7 | | |
| SI | -42 | 03-09 | 13 | 32 | 08-06 | -42 | -9 | -14 | -22 | -13 | -10 | -16 | -10 | -11 | -3 | 10 | -3 | | |
| SK | -19 | 03-96 | 34 | 78 | 01-02 | 2 | 4 | -1 | -4 | 1 | 16 | 24 | 20 | 21 | 29 | 26 | 29 | | |
| FI | -38 | 03-09 | -4 | 26 | 06-07 | -38 | -33 | -36 | -32 | -28 | -31 | -25 | -21 | -14 | -16 | -15 | -9 | | |
| SE | -29 | 01-09 | 16 | 52 | 01-10 | -17 | -23 | -10 | 2 | -4 | 17 | 21 | 20 | 31 | 40 | 52 | 41 | | |
| UK | -65 | 01-09 | 0 | 34 | 08-96 | -52 | -35 | -40 | -29 | -25 | -11 | -9 | -6 | 9 | 6 | -2 | -4 | | |
| EMPLOYMENT | EU | -18 | 01-09 | -2 | 9 | 07-00 | -16 | -16 | -13 | -15 | -13 | -13 | -8 | -8 | -9 | -7 | -6 | -2 | |
| EXPECTATIONS | EA | -12 | 06-09 | -1 | 11 | 10-06 | -10 | -11 | -8 | -12 | -10 | -9 | -6 | -8 | -6 | -8 | -5 | | |
| (Question 5) | BE | -17 | 04-09 | 3 | 16 | 01-07 | -12 | -17 | -12 | -12 | -9 | -4 | -10 | -5 | -7 | -4 | -13 | -9 | |
| BG | -21 | 10-00 | 0 | 19 | 09-06 | -1 | -1 | -4 | -6 | -9 | -10 | -8 | -9 | -8 | -7 | -4 | -5 | | |
| CZ | -37 | 01-95 | 4 | 28 | 09-07 | -12 | 2 | 0 | -4 | -2 | 5 | 0 | -5 | -1 | 3 | 11 | 4 | | |
| DK | -17 | 03-09 | 7 | 28 | 05-00 | -17 | -15 | -12 | -11 | -9 | -4 | -9 | -5 | -1 | -1 | 0 | -3 | | |
| DE | -37 | 01-03 | -11 | 9 | 03-91 | -13 | -15 | -12 | -11 | -10 | -9 | -6 | -7 | -11 | -9 | -9 | -8 | | |
| EE | -51 | 03-09 | -1 | 25 | 04-07 | -51 | -45 | -43 | -46 | -38 | -34 | -40 | -28 | -36 | -28 | -21 | -13 | | |
| IE | -17 | 05-03 | 0 | 22 | 03-98 | : | : | : | : | : | : | : | : | : | : | : | : | | |
| EL | -12 | 07-05 | 26 | 62 | 03-98 | 20 | -3 | 11 | 14 | 19 | -4 | 5 | 4 | -8 | 6 | 5 | 13 | | |
| ES | -19 | 12-08 | -1 | 8 | 12-98 | -17 | -17 | -11 | -15 | -17 | -11 | -16 | -16 | -12 | -15 | -9 | -10 | | |
| FR | -22 | 06-09 | -3 | 12 | 10-00 | -17 | -19 | -21 | -22 | -20 | -20 | -17 | -16 | -13 | -11 | -6 | -8 | | |
| IT | -34 | 01-97 | 14 | 57 | 01-08 | 10 | 14 | 20 | 1 | 8 | 8 | 20 | 14 | 10 | 12 | -7 | 5 | | |
| CY | -10 | 08-09 | 0 | 12 | 05-08 | -7 | -8 | -8 | -8 | -6 | -10 | -7 | -3 | -3 | -6 | -6 | -5 | | |
| LV | -41 | 03-09 | 0 | 25 | 03-07 | -41 | -35 | -31 | -36 | -36 | -31 | -38 | -30 | -29 | -23 | -25 | -21 | | |
| LT | -70 | 11-09 | -3 | 74 | 11-06 | -66 | -64 | -58 | -48 | -59 | -65 | -66 | -70 | -70 | -65 | -63 | -53 | | |
| HU | -48 | 09-06 | -10 | 10 | 09-08 | -22 | -17 | -20 | -13 | -15 | -14 | -2 | -10 | -11 | -7 | -13 | -7 | | |
| NL | -6 | 08-05 | 2 | 13 | 06-99 | : | : | : | : | : | : | : | : | : | : | : | : | | |
| AT | -18 | 03-96 | -6 | 3 | 07-99 | -12 | -14 | -7 | -6 | -7 | -8 | -6 | -3 | -5 | -5 | -3 | -5 | | |
| PL | -25 | 01-02 | -8 | 5 | 02-08 | -9 | -8 | -5 | -6 | -5 | -5 | -4 | -4 | -1 | -2 | -2 | -3 | | |
| PT | -23 | 05-03 | -6 | 13 | 09-97 | -22 | -16 | -21 | -14 | -16 | -17 | -14 | -14 | -17 | -13 | -11 | -8 | | |
| RO | -32 | 10-94 | -2 | 64 | 12-98 | -3 | -21 | -21 | -22 | -15 | -19 | -11 | -19 | -15 | -14 | -20 | -9 | | |
| SI | -46 | 02-99 | -6 | 31 | 12-07 | -24 | -30 | -22 | -32 | -36 | -32 | -28 | -28 | -17 | -27 | -32 | -30 | | |
| SK | -71 | 12-93 | -4 | 31 | 09-02 | -9 | -21 | -19 | -26 | -22 | -18 | -19 | -24 | -26 | -2 | | | | |

TABLE 5 (continued): Monthly survey of retail trade (s.a.)^{(a)(b)(d)}

| | Since 1990 (*) | | | | | | 2009 | | | | | | | | | | | | 2010 | |
|----------------------|----------------|------|-------|------|-------|-------|------|-----|-----|-----|-----|-----|-----|-----|-----|-----|-----|-----|------|--|
| | Min. | | Ave. | | Max. | | Mar | Apr | May | Jun | Jul | Aug | Sep | Oct | Nov | Dec | Jan | Feb | | |
| | Value | Date | Value | Date | Value | Date | | | | | | | | | | | | | | |
| SELLING-PRICE | EU | -5 | 08-05 | 8 | 31 | 06-08 | 4 | 4 | 2 | 6 | 1 | 0 | -2 | -2 | -2 | 4 | 4 | 2 | | |
| EXPECTATIONS | EA | -10 | 08-09 | 6 | 26 | 06-08 | -7 | -4 | -5 | -5 | -5 | -10 | -9 | -9 | -9 | -8 | -6 | -9 | | |
| (Question 6) | BE | -13 | 08-09 | 5 | 25 | 11-07 | 7 | 8 | 6 | -6 | -8 | -13 | -4 | -2 | -6 | -2 | -2 | -5 | | |
| | BG | -7 | 11-09 | 17 | 47 | 07-08 | 4 | 5 | 3 | -2 | -4 | -7 | -1 | -3 | -8 | -1 | 2 | 2 | | |
| | CZ | -12 | 08-09 | 2 | 21 | 01-04 | 4 | -7 | -9 | -5 | -10 | -12 | -10 | -2 | -6 | 1 | 3 | -7 | | |
| | DK | -5 | 12-03 | 9 | 31 | 02-08 | 2 | 3 | 2 | 3 | 0 | -5 | 0 | 2 | -1 | 5 | 5 | | | |
| | DE | -11 | 12-09 | 11 | 39 | 11-92 | 3 | 5 | -4 | 4 | -2 | -10 | -8 | -6 | -8 | -11 | -7 | -6 | | |
| | EE | -36 | 03-09 | 23 | 53 | 05-04 | -36 | -32 | -27 | -20 | 16 | -6 | -8 | -15 | -13 | -10 | 1 | 7 | | |
| | IE | -4 | 10-05 | 13 | 36 | 11-07 | : | : | : | : | : | : | : | : | : | : | : | : | | |
| | EL | -30 | 04-09 | 10 | 34 | 05-08 | -19 | -30 | -23 | -19 | -15 | -11 | -16 | -22 | -21 | -9 | -13 | -10 | | |
| | ES | -21 | 04-09 | 12 | 29 | 01-05 | -19 | -21 | -12 | -9 | -11 | -11 | -12 | -10 | -14 | -16 | -6 | -11 | | |
| | FR | -30 | 03-09 | -9 | 14 | 11-07 | -30 | -19 | -20 | -17 | -12 | -17 | -9 | -11 | -10 | -7 | -6 | -6 | | |
| | IT | -23 | 02-10 | 13 | 61 | 06-08 | 10 | 18 | 13 | 4 | 7 | -2 | -6 | -12 | -9 | 2 | -6 | -23 | | |
| | CY | -14 | 07-09 | 3 | 21 | 05-04 | -8 | -2 | -9 | -10 | -14 | -10 | -10 | -3 | -1 | -10 | -3 | -1 | | |
| | LV | -25 | 10-09 | 30 | 59 | 12-07 | -20 | -15 | -17 | -17 | -20 | -24 | -24 | -25 | -22 | -23 | -23 | -13 | | |
| | LT | -39 | 05-09 | 5 | 37 | 10-07 | -27 | -35 | -39 | -34 | -35 | -22 | -9 | -32 | -5 | -6 | -29 | -11 | | |
| | HU | : | : | : | : | : | : | : | : | : | : | : | : | : | : | : | : | : | | |
| | NL | : | : | : | : | : | : | : | : | : | : | : | : | : | : | : | : | : | | |
| | AT | -5 | 05-03 | 5 | 19 | 02-08 | 3 | 2 | 4 | 6 | 1 | 0 | 2 | 0 | 2 | 1 | 5 | 6 | | |
| | PL | -3 | 06-02 | 21 | 42 | 07-08 | 39 | 39 | 32 | 33 | 34 | 29 | 25 | 24 | 24 | 23 | 16 | 10 | | |
| | PT | -20 | 07-03 | 9 | 26 | 07-05 | -4 | -4 | 2 | -7 | -6 | 0 | -3 | 4 | 1 | -7 | -2 | 5 | | |
| | RO | 7 | 07-09 | 35 | 57 | 10-04 | 40 | 13 | 11 | 11 | 7 | 9 | 9 | 11 | 17 | 21 | 28 | 14 | | |
| | SI | -27 | 02-09 | 7 | 36 | 02-08 | -24 | 2 | 0 | 6 | -11 | -10 | 13 | -18 | 9 | -10 | 18 | 27 | | |
| | SK | -36 | 07-09 | 12 | 51 | 01-04 | -24 | -30 | -35 | -33 | -36 | -29 | -23 | -19 | -12 | -20 | -13 | -18 | | |
| | FI | -35 | 09-09 | 2 | 40 | 05-08 | -10 | -19 | -9 | -18 | -19 | -26 | -35 | -26 | -10 | -15 | -9 | -4 | | |
| | SE | -29 | 03-05 | 6 | 41 | 07-08 | 19 | 11 | 15 | 17 | 21 | 9 | 11 | 15 | 15 | 10 | 14 | 15 | | |
| | UK | -14 | 07-05 | 15 | 56 | 07-08 | 32 | 28 | 21 | 36 | 18 | 33 | 14 | 17 | 18 | 43 | 34 | 39 | | |

(a) The indicator is the arithmetic average of the balances (%) for the present and the future business situation, and for stocks – with inverted sign.

(b) United Kingdom: refers to the volume of sales for the time of the year.

(c) The survey for the Netherlands is temporarily discontinued.

(d) With effect from May 2008, a number of partner institutes in the programme have changed; this may cause a break in some series. Details of the changes are available on the BCS website.

TABLE 6:

Monthly survey of construction industry (s.a.)^{(a) (b)}

| | | Since 1990 (*) | | | | 2009 | | | | | | | | | | | | 2010 | |
|---|---|----------------|-------|-------|------|-------|-------|-----|-----|-----|-----|-----|-----|-----|-----|-----|-----|------|-----|
| | | Min. | | Ave. | | Mar | Apr | May | Jun | Jul | Aug | Sep | Oct | Nov | Dec | Jan | Feb | | |
| | | Value | Date | Value | Date | | | | | | | | | | | | | | |
| CONSTRUCTION CONFIDENCE INDICATOR | EU | -42 | 10-93 | -18 | 3 | 09-06 | -37 | -38 | -39 | -37 | -37 | -36 | -35 | -34 | -32 | -33 | -34 | -32 | |
| | EA | -44 | 10-93 | -17 | 4 | 02-90 | -32 | -34 | -33 | -33 | -33 | -31 | -30 | -29 | -26 | -28 | -29 | -29 | |
| | BE | -35 | 11-95 | -10 | 10 | 02-00 | -19 | -19 | -20 | -21 | -20 | -17 | -19 | -19 | -18 | -19 | -20 | -18 | |
| | BG | -56 | 03-93 | -23 | 6 | 03-08 | -30 | -36 | -35 | -37 | -40 | -38 | -41 | -45 | -43 | -38 | -37 | -37 | |
| | CZ | -64 | 06-99 | -15 | 5 | 03-08 | -21 | -25 | -30 | -30 | -32 | -34 | -35 | -35 | -37 | -34 | -30 | -35 | |
| | DK | -50 | 10-09 | -8 | 24 | 11-06 | -46 | -47 | -46 | -43 | -46 | -45 | -49 | -50 | -45 | -41 | -46 | -48 | |
| | DE | -55 | 12-02 | -32 | 2 | 02-90 | -28 | -31 | -32 | -30 | -30 | -28 | -28 | -27 | -26 | -27 | -28 | -28 | |
| | EE | -76 | 04-09 | 0 | 48 | 05-06 | -75 | -76 | -70 | -71 | -70 | -68 | -64 | -57 | -54 | -54 | -50 | -46 | |
| | IE | -68 | 04-08 | 7 | 58 | 06-97 | : | : | : | : | : | : | : | : | : | : | : | : | |
| | EL | -56 | 05-09 | -13 | 33 | 04-00 | -45 | -45 | -56 | -41 | -40 | -47 | -39 | -35 | -31 | -31 | -34 | -50 | |
| | ES | -57 | 10-92 | -3 | 42 | 01-99 | -37 | -40 | -31 | -34 | -32 | -24 | -23 | -29 | -20 | -24 | -28 | -33 | |
| | FR | -60 | 03-93 | -13 | 34 | 10-00 | -32 | -35 | -39 | -36 | -37 | -37 | -37 | -33 | -34 | -33 | -30 | -31 | |
| | IT | -68 | 10-93 | -13 | 21 | 05-90 | -28 | -29 | -30 | -27 | -29 | -35 | -31 | -27 | -23 | -30 | -29 | -20 | |
| | CY | -54 | 10-09 | -3 | 39 | 12-03 | -51 | -45 | -39 | -49 | -44 | -49 | -44 | -54 | -43 | -36 | -52 | -39 | |
| | LV | -79 | 07-09 | -26 | 19 | 01-07 | -75 | -74 | -78 | -77 | -79 | -77 | -73 | -71 | -69 | -67 | -66 | -62 | |
| | LT | -93 | 05-09 | -36 | 13 | 01-07 | -85 | -89 | -93 | -92 | -86 | -85 | -80 | -81 | -78 | -72 | -67 | -65 | |
| | LU | -73 | 03-94 | -27 | 24 | 03-90 | -37 | -38 | -39 | -49 | -46 | -53 | -48 | -43 | -41 | -41 | -34 | -32 | |
| | HU | -56 | 04-09 | -15 | 11 | 09-98 | -55 | -56 | -55 | -50 | -46 | -44 | -46 | -46 | -46 | -44 | -43 | -39 | |
| | NL | -38 | 07-09 | -2 | 27 | 12-00 | -23 | -26 | -27 | -34 | -38 | -30 | -31 | -31 | -31 | -31 | -27 | -27 | |
| | AT | -60 | 04-96 | -24 | 1 | 09-06 | -29 | -31 | -27 | -31 | -23 | -18 | -15 | -14 | -15 | -14 | -23 | -19 | |
| | PL | -66 | 02-02 | -34 | 1 | 02-08 | -39 | -40 | -39 | -40 | -41 | -39 | -39 | -39 | -39 | -36 | -35 | -34 | |
| | PT | -56 | 02-03 | -29 | -1 | 12-97 | -48 | -43 | -46 | -39 | -42 | -41 | -43 | -40 | -42 | -48 | -49 | -52 | |
| | RO | -60 | 09-99 | -10 | 35 | 06-96 | -32 | -36 | -39 | -41 | -42 | -42 | -40 | -41 | -43 | -41 | -41 | -42 | |
| | SI | -60 | 08-09 | -8 | 24 | 03-07 | -48 | -55 | -52 | -57 | -54 | -60 | -60 | -58 | -51 | -51 | -55 | -57 | |
| | SK | -86 | 07-99 | -24 | 17 | 03-97 | -36 | -48 | -50 | -53 | -53 | -51 | -52 | -48 | -45 | -43 | -48 | -42 | |
| | FI | -97 | 09-91 | -15 | 48 | 06-98 | -64 | -57 | -52 | -63 | -57 | -57 | -49 | -36 | -31 | -27 | -31 | -33 | |
| | SE | -83 | 12-93 | -28 | 48 | 08-07 | -33 | -52 | -46 | -45 | -59 | -48 | -50 | -48 | -42 | -40 | -33 | -29 | |
| | UK | -79 | 06-91 | -20 | 6 | 11-07 | -58 | -52 | -57 | -50 | -49 | -49 | -49 | -49 | -49 | -47 | -49 | -41 | |
| | ORDER BOOKS (Question 3) | EU | -56 | 08-93 | -27 | -2 | 03-90 | -44 | -47 | -50 | -48 | -47 | -49 | -49 | -47 | -47 | -45 | -45 | |
| EA | | -55 | 08-93 | -25 | 0 | 09-06 | -37 | -41 | -44 | -42 | -41 | -40 | -42 | -42 | -39 | -40 | -38 | -39 | |
| Component of the construction confidence indicator | BE | -48 | 02-96 | -21 | 2 | 02-00 | -23 | -25 | -26 | -28 | -28 | -25 | -26 | -26 | -24 | -28 | -31 | -30 | |
| | BG | -74 | 10-00 | -38 | -12 | 09-07 | -38 | -43 | -43 | -48 | -51 | -47 | -55 | -56 | -58 | -56 | -54 | -54 | |
| | CZ | -72 | 06-99 | -20 | 9 | 12-02 | -23 | -24 | -32 | -33 | -36 | -40 | -39 | -41 | -41 | -43 | -43 | | |
| | DK | -66 | 02-10 | -11 | 34 | 07-06 | -55 | -56 | -58 | -55 | -59 | -60 | -63 | -65 | -60 | -57 | -65 | -66 | |
| | DE | -67 | 07-02 | -43 | -10 | 02-91 | -37 | -39 | -42 | -41 | -42 | -42 | -42 | -41 | -39 | -41 | -40 | -39 | |
| | EE | -83 | 07-09 | -6 | 59 | 04-06 | -74 | -79 | -77 | -80 | -83 | -82 | -79 | -71 | -66 | -65 | -65 | -66 | |
| | IE | -65 | 04-08 | 2 | 68 | 06-97 | : | : | : | : | : | : | : | : | : | : | : | : | |
| | EL | -77 | 06-95 | -37 | 16 | 04-00 | -45 | -41 | -56 | -48 | -48 | -50 | -46 | -46 | -43 | -32 | -34 | -57 | |
| | ES | -64 | 08-93 | 0 | 54 | 11-05 | -34 | -37 | -39 | -39 | -30 | -17 | -31 | -37 | -25 | -29 | -25 | -35 | |
| | FR | -74 | 09-93 | -20 | 37 | 10-00 | -42 | -47 | -55 | -50 | -51 | -53 | -53 | -50 | -53 | -49 | -47 | -48 | |
| | IT | -84 | 02-94 | -24 | 17 | 05-90 | -37 | -43 | -41 | -36 | -35 | -45 | -44 | -40 | -36 | -41 | -37 | -27 | |
| | CY | -73 | 01-10 | -11 | 46 | 12-03 | -57 | -57 | -49 | -68 | -62 | -68 | -63 | -71 | -64 | -55 | -73 | -60 | |
| | LV | -92 | 09-09 | -46 | 8 | 01-07 | -78 | -78 | -83 | -85 | -90 | -91 | -92 | -90 | -89 | -88 | -86 | -78 | |
| | LT | -99 | 10-09 | -56 | 2 | 03-07 | -82 | -86 | -90 | -94 | -95 | -98 | -99 | -99 | -97 | -96 | -88 | -85 | |
| | LU | -73 | 08-93 | -30 | 12 | 03-90 | -42 | -41 | -44 | -54 | -54 | -65 | -56 | -52 | -46 | -47 | -48 | -44 | |
| | HU | -69 | 05-09 | -25 | 3 | 09-98 | -65 | -66 | -69 | -66 | -59 | -60 | -63 | -64 | -61 | -60 | -61 | -53 | |
| | NL | -40 | 12-09 | -7 | 21 | 02-08 | -24 | -25 | -30 | -34 | -37 | -36 | -34 | -39 | -39 | -40 | -37 | -37 | |
| | AT | -64 | 04-96 | -35 | -6 | 09-06 | -29 | -36 | -35 | -36 | -30 | -28 | -22 | -24 | -27 | -24 | -26 | -19 | |
| | PL | -86 | 10-02 | -59 | -26 | 05-07 | -53 | -55 | -56 | -58 | -58 | -58 | -60 | -62 | -64 | -61 | -60 | -59 | |
| | PT | -79 | 05-94 | -47 | -9 | 12-97 | -67 | -61 | -65 | -58 | -61 | -60 | -63 | -58 | -63 | -64 | -71 | -70 | |
| | RO | -89 | 09-99 | -15 | 64 | 03-98 | -37 | -43 | -46 | -49 | -51 | -54 | -53 | -55 | -59 | -58 | -56 | -56 | |
| | SI | -77 | 08-09 | -16 | 27 | 03-07 | -50 | -59 | -62 | -69 | -67 | -77 | -76 | -76 | -71 | -72 | -70 | -67 | |
| | SK | -93 | 03-94 | -40 | -4 | 03-97 | -39 | -53 | -59 | -62 | -64 | -67 | -68 | -65 | -65 | -68 | -64 | -58 | |
| | FI | -99 | 12-93 | -20 | 47 | 07-07 | -69 | -67 | -67 | -72 | -70 | -68 | -63 | -57 | -44 | -41 | -52 | -51 | |
| | SE | -97 | 05-97 | -38 | 43 | 05-07 | -29 | -43 | -40 | -42 | -65 | -60 | -60 | -66 | -64 | -65 | -62 | -67 | |
| | UK | -87 | 06-91 | -34 | -1 | 11-07 | -68 | -68 | -75 | -68 | -68 | -68 | -70 | -72 | -70 | -67 | -65 | -59 | |
| | EMPLOYMENT EXPECTATIONS (Question 4) | EU | -32 | 02-09 | -9 | 11 | 03-07 | -31 | -29 | -27 | -26 | -27 | -25 | -22 | -19 | -18 | -19 | -22 | -19 |
| | | EA | -35 | 10-93 | -9 | 11 | 02-90 | -26 | -26 | -23 | -24 | -25 | -22 | -19 | -16 | -14 | -17 | -20 | -19 |
| | Component of the construction confidence indicator | BE | -24 | 11-95 | 0 | 19 | 02-90 | -14 | -13 | -14 | -14 | -13 | -9 | -12 | -12 | -12 | -10 | -9 | -7 |
| BG | | -50 | 01-93 | -8 | 32 | 07-05 | -21 | -29 | -27 | -26 | -30 | -28 | -27 | -33 | -29 | -21 | -20 | -20 | |
| CZ | | -56 | 06-99 | -11 | 12 | 06-95 | -19 | -26 | -28 | -28 | -28 | -27 | -31 | -29 | -32 | -26 | -17 | -26 | |
| DK | | -38 | 03-09 | -6 | 42 | 03-98 | -38 | -37 | -34 | -31 | -33 | -31 | -35 | -34 | -31 | -26 | -26 | -30 | |
| DE | | -50 | 12-96 | -22 | 19 | 02-90 | -20 | -22 | -22 | -19 | -18 | -14 | -15 | -13 | -13 | -13 | -16 | -16 | |
| EE | | -76 | 03-09 | 5 | 68 | 01-97 | -76 | -73 | -62 | -61 | -58 | -54 | -49 | -42 | -42 | -44 | -34 | -26 | |
| IE | | -72 | 04-08 | 13 | 61 | 07-04 | : | : | : | : | : | : | : | : | : | : | : | : | |
| EL | | -64 | 09-04 | 10 | 60 | 03-99 | -45 | -49 | -56 | -34 | -32 | -45 | -33 | -24 | -18 | -29 | -34 | -43 | |
| ES | | -66 | 03-93 | -7 | 54 | 01-99 | -39 | -42 | -23 | -29 | -34 | -31 | -15 | -21 | -15 | -20 | -31 | -31 | |
| FR | | -51 | 03-93 | -5 | 31 | 10-00 | -23 | -23 | -22 | -22 | -23 | -21 | -21 | -15 | -15 | -16 | -13 | -14 | |
| IT | | -60 | 10-93 | -3 | 31 | 06-04 | -19 | -14 | -19 | -17 | -23 | -25 | -19 | -14 | -10 | -19 | -22 | -13 | |
| CY | | -45 | 03-09 | 5 | 52 | 11-03 | -46 | -33 | -30 | -31 | -27 | -30 | -25 | -37 | -22 | -18 | -31 | -19 | |
| LV | | -74 | 05-09 | -6 | 36 | 12-06 | -72 | -70 | -74 | -68 | -69 | -62 | -53 | -51 | -50 | -47 | -47 | -46 | |
| LT | | -95 | 05-09 | -16 | 37 | 03-03 | -87 | -92 | -95 | -89 | -77 | -73 | -61 | -62 | -59 | -49 | -45 | -45 | |
| LU | | -77 | 02-94 | -25 | 36 | 03-90 | -32 | -35 | -35 | -44 | -38 | -41 | -41 | -34 | -37 | -35 | -20 | -20 | |
| HU | | -46 | 04-09 | -4 | 21 | 01-98 | -44 | -46 | -41 | -33 | -32 | -28 | -29 | -28 | -32 | -28 | -24 | -24 | |
| NL | | -39 | 07-09 | 3 | 41 | 07-08 | -22 | -27 | -23 | -33 | -40 | -24 | -27 | -22 | -22 | -21 | -17 | -18 | |
| AT | | -76 | 02-01 | -14 | 14 | 02-03 | -29 | -25 | -18 | -25 | -15 | -9 | -9 | -5 | -3 | -3 | -20 | -19 | |
| PL | | -56 | 02-02 | -8 | 28 | 02-08 | -25 | -25 | -23 | -22 | -23 | -20 | -18 | -17 | -14 | -11 | -10 | -9 | |
| PT | | -47 | 02-03 | -11 | 18</ | | | | | | | | | | | | | | |

TABLE 6 (continued): Monthly survey of construction industry (s.a.)^{(a) (b)}

| | Since 1990 (*) | | | | | | 2009 | | | | | | | | | | 2010 | | |
|--|---------------------------------------|-----------|-------|-------|-------|-------|-------|-----|-----|-----|-----|-----|-----|-----|-----|-----|------|-----|-----|
| | Min. | | Ave. | | Max. | | Mar | Apr | May | Jun | Jul | Aug | Sep | Oct | Nov | Dec | Jan | Feb | |
| | Value | Date | Value | Date | Value | Date | | | | | | | | | | | | | |
| TREND OF ACTIVITY COMPARED WITH PRECEDING MONTHS (Question 1) | EU | -31 | 05-09 | -6 | 15 | 03-07 | -28 | -28 | -31 | -30 | -28 | -25 | -26 | -24 | -22 | -22 | -26 | -22 | |
| | EA | -35 | 11-93 | -6 | 17 | 03-90 | -26 | -26 | -30 | -31 | -29 | -27 | -27 | -22 | -21 | -20 | -29 | -23 | |
| | BE | -37 | 03-91 | -4 | 36 | 02-90 | -20 | -24 | -12 | -13 | -10 | 8 | -15 | -10 | -4 | -5 | -6 | -19 | |
| | BG | -58 | 05-97 | -9 | 51 | 12-05 | -17 | -22 | -25 | -28 | -28 | -32 | -38 | -43 | -38 | -36 | -31 | -30 | |
| | CZ | -34 | 06-99 | 30 | 77 | 01-05 | 48 | 33 | 36 | 29 | 23 | 27 | 29 | 27 | 23 | 25 | 23 | 20 | |
| | DK | -45 | 02-10 | -4 | 21 | 03-07 | -41 | -36 | -43 | -43 | -37 | -33 | -31 | -36 | -37 | -37 | -37 | -45 | |
| | DE | -45 | 03-05 | -17 | 40 | 03-91 | -20 | -10 | -17 | -21 | -21 | -15 | -15 | -14 | -16 | -14 | -24 | -28 | |
| | EE | -51 | 06-09 | 13 | 50 | 02-06 | -38 | -40 | -45 | -51 | -39 | -33 | -25 | -23 | -22 | -33 | -37 | -26 | |
| | IE | -48 | 02-08 | 2 | 47 | 05-96 | : | : | : | : | : | : | : | : | : | : | : | : | |
| | EL | -50 | 04-05 | 5 | 61 | 06-98 | -21 | -19 | -13 | -34 | -19 | -9 | -23 | -24 | -20 | -20 | -16 | -33 | |
| | ES | -49 | 07-97 | 6 | 59 | 01-99 | -17 | -22 | -36 | -35 | -32 | -34 | -27 | -8 | -12 | -5 | -45 | -17 | |
| | FR | -64 | 09-93 | -6 | 42 | 07-00 | -30 | -37 | -35 | -36 | -40 | -37 | -38 | -31 | -30 | -30 | -27 | -24 | |
| | IT | -50 | 03-93 | -4 | 26 | 07-04 | -41 | -41 | -38 | -35 | -29 | -36 | -34 | -38 | -31 | -41 | -38 | -20 | |
| | CY | -62 | 10-09 | -9 | 67 | 09-02 | -60 | -53 | -44 | -51 | -45 | -55 | -14 | -62 | -50 | -47 | -44 | -48 | |
| | LV | -75 | 07-09 | -5 | 44 | 06-02 | -55 | -60 | -67 | -67 | -75 | -74 | -72 | -69 | -59 | -61 | -55 | -47 | |
| | LT | -86 | 06-09 | -4 | 81 | 06-02 | -47 | -54 | -78 | -86 | -76 | -73 | -61 | -55 | -62 | -50 | -47 | -36 | |
| | LU | -68 | 10-02 | -25 | 30 | 04-91 | -39 | -46 | -57 | -44 | -50 | -50 | -54 | -45 | -37 | -36 | -36 | -32 | |
| | HU | -54 | 05-09 | -14 | 14 | 03-99 | -49 | -54 | -54 | -53 | -50 | -41 | -39 | -50 | -46 | -38 | -43 | -40 | |
| | NL | -41 | 02-96 | -2 | 37 | 03-97 | -26 | -29 | -24 | -28 | -28 | -16 | -27 | -36 | -27 | -20 | -21 | -33 | |
| | AT | -86 | 04-96 | -5 | 27 | 01-04 | -11 | -16 | -25 | -23 | -12 | -11 | -4 | 0 | -5 | 0 | -9 | -2 | |
| | PL | -24 | 03-04 | 10 | 47 | 01-05 | -6 | -6 | -10 | -14 | -17 | -16 | -15 | -16 | -17 | -14 | -15 | -15 | |
| | PT | -45 | 02-09 | -12 | 24 | 05-97 | -39 | -30 | -31 | -29 | -30 | -21 | -30 | -28 | -31 | -24 | -36 | -32 | |
| | RO | -99 | 06-99 | 12 | 99 | 04-02 | -11 | -14 | -28 | -40 | -39 | -42 | -43 | -40 | -38 | -42 | -28 | -22 | |
| | SI | -66 | 10-09 | 3 | 44 | 03-07 | -33 | -33 | -52 | -63 | -55 | -58 | -64 | -66 | -56 | -61 | -55 | -41 | |
| | SK | -43 | 06-99 | 10 | 54 | 02-07 | 4 | -16 | -25 | -27 | -22 | -19 | -18 | -16 | -16 | -20 | -9 | 1 | |
| | FI | -88 | 09-91 | 6 | 75 | 01-98 | -55 | -41 | -49 | -57 | -44 | -51 | -43 | -27 | -28 | -10 | -2 | -3 | |
| | SE | -67 | 12-91 | -7 | 58 | 01-06 | -29 | -53 | -50 | -46 | -27 | -23 | -24 | -36 | -23 | -10 | -13 | -15 | |
| | UK | -69 | 06-91 | -7 | 16 | 02-04 | -41 | -35 | -38 | -26 | -25 | -17 | -24 | -27 | -23 | -30 | -16 | -18 | |
| | PRICE EXPECTATIONS (Question 5) | EU | -31 | 03-09 | 2 | 23 | 02-90 | -31 | -28 | -31 | -31 | -30 | -26 | -25 | -22 | -23 | -25 | -21 | -19 |
| | | EA | -29 | 07-09 | -1 | 31 | 04-90 | -28 | -26 | -28 | -29 | -29 | -25 | -26 | -23 | -22 | -24 | -24 | -19 |
| BE | | -22 | 01-96 | -1 | 28 | 01-90 | -16 | -17 | -15 | -16 | -19 | -15 | -17 | -18 | -15 | -16 | -16 | -10 | |
| BG | | -14 | 10-09 | 38 | 94 | 09-94 | -7 | -9 | -8 | -14 | -12 | -10 | -9 | -14 | -12 | -14 | -9 | -4 | |
| CZ | | -39 | 08-00 | 35 | 80 | 02-95 | 2 | -4 | -6 | -9 | -10 | -7 | -9 | -15 | -11 | -13 | -11 | -11 | |
| DK | | -52 | 02-09 | -16 | 9 | 11-06 | -47 | -43 | -40 | -40 | -36 | -36 | -37 | -38 | -40 | -38 | -30 | -35 | |
| DE | | -44 | 02-96 | -13 | 45 | 02-90 | -25 | -25 | -25 | -30 | -27 | -23 | -22 | -22 | -20 | -23 | -23 | -23 | |
| EE | | -60 | 02-09 | 26 | 88 | 04-94 | -59 | -59 | -46 | -41 | -30 | -25 | -19 | -14 | -11 | -5 | -6 | 8 | |
| IE | | -82 | 04-08 | 2 | 58 | 03-00 | : | : | : | : | : | : | : | : | : | : | : | : | |
| EL | | -46 | 03-09 | 2 | 35 | 06-95 | -46 | -36 | -34 | -38 | -38 | -29 | -32 | -27 | -24 | -17 | -22 | -32 | |
| ES | | -35 | 05-09 | 14 | 71 | 10-00 | -27 | -26 | -35 | -29 | -29 | -23 | -26 | -23 | -19 | -19 | -18 | -11 | |
| FR | | -60 | 03-93 | -14 | 32 | 10-00 | -47 | -41 | -47 | -47 | -49 | -44 | -43 | -39 | -41 | -41 | -42 | -37 | |
| IT | | -17 | 12-09 | 14 | 63 | 06-90 | -13 | -7 | -8 | -10 | -12 | -12 | -16 | -8 | -10 | -17 | -13 | -7 | |
| CY | | -46 | 11-09 | 15 | 79 | 06-04 | -27 | -35 | -22 | -34 | -40 | -41 | -40 | -37 | -46 | -30 | -46 | -22 | |
| LV | | -55 | 05-09 | 26 | 76 | 01-07 | -47 | -52 | -56 | -47 | -45 | -45 | -42 | -40 | -33 | -37 | -37 | -28 | |
| LT | | -70 | 03-09 | 29 | 89 | 01-95 | -70 | -68 | -70 | -56 | -50 | -47 | -41 | -33 | -30 | -27 | -26 | -28 | |
| LU | | -67 | 05-93 | -28 | 29 | 11-00 | -39 | -40 | -43 | -55 | -53 | -56 | -61 | -56 | -54 | -56 | -50 | -51 | |
| HU | | -23 | 10-09 | 6 | 32 | 03-01 | -16 | -21 | -21 | -17 | -13 | -16 | -20 | -23 | -19 | -21 | -20 | -21 | |
| NL | | -23 | 07-09 | 25 | 69 | 04-01 | -13 | -14 | -14 | -21 | -23 | -18 | -18 | -21 | -19 | -23 | -18 | -16 | |
| AT | | -53 | 04-96 | -7 | 32 | 08-08 | -18 | -16 | -20 | -15 | -9 | -10 | -5 | -6 | -11 | -8 | -5 | -3 | |
| PL | | -26 | 03-02 | 15 | 52 | 05-07 | -24 | -24 | -24 | -24 | -24 | -22 | -19 | -19 | -19 | -18 | -14 | -14 | |
| PT | | -40 | 05-03 | -4 | 48 | 06-90 | -37 | -36 | -28 | -22 | -24 | -31 | -27 | -26 | -27 | -30 | -36 | -33 | |
| RO | | -7 | 02-10 | 63 | 98 | 11-93 | 11 | 5 | -2 | -4 | -1 | 2 | -2 | -3 | -4 | -3 | -2 | -7 | |
| SI | | -41 | 03-09 | 2 | 27 | 02-08 | -41 | -40 | -36 | -40 | -32 | -31 | -35 | -33 | -27 | -29 | -41 | -40 | |
| SK | | -22 | 04-09 | 46 | 93 | 06-97 | 1 | -22 | -12 | -11 | -17 | -16 | -12 | -11 | -5 | -6 | -12 | -4 | |
| FI | | -77 | 04-09 | 8 | 65 | 05-97 | -60 | -77 | -61 | -59 | -72 | -42 | -44 | -26 | -24 | -21 | -16 | -2 | |
| SE | | -75 | 06-91 | -12 | 58 | 03-06 | -65 | -69 | -56 | -63 | -57 | -46 | -28 | -29 | -19 | -18 | -18 | -11 | |
| UK | | -56 | 12-90 | 14 | 43 | 08-04 | -41 | -36 | -41 | -37 | -32 | -31 | -23 | -21 | -25 | -28 | -14 | -16 | |

(a) The indicator is the arithmetic average of the balances (%) for the questions on order-books and employment expectations.

(b) With effect from May 2008, a number of partner institutes in the programme have changed; this may cause a break in some series. Details of the changes are available on the BCS website.

TABLE 7: Monthly survey of financial services sector ^{(a) (n)}

| | | Since 04/2006 | | | | | | 2009 | | | | | | | | | | 2010 | |
|---|-----------|---------------|-------|-------|------|-------|------|------|-----|-----|-----|-----|-----|-----|-----|------|-----|------|-----|
| | | Min. | | Ave. | | Max. | | Mar | Apr | May | Jun | Jul | Aug | Sep | Oct | Nov | Dec | Jan | Feb |
| | | Value | Date | Value | Date | Value | Date | | | | | | | | | | | | |
| FINANCIAL SERVICES CONFIDENCE INDICATOR | EU | -20 | 01-09 | 16 | 43 | 04-06 | -19 | -8 | -5 | -1 | 2 | 9 | 17 | 19 | 17 | 17 | 17 | 17 | 17 |
| | EA | -22 | 01-09 | 16 | 43 | 04-06 | -22 | -6 | -6 | -2 | -1 | 6 | 19 | 19 | 15 | 13 | 19 | 21 | |
| ASSESSMENT OF BUSINESS SITUATION OVER THE PAST 3 MONTHS ^(c) | EU | -32 | 02-09 | 12 | 39 | 04-06 | -30 | -18 | -15 | -7 | -1 | -3 | 11 | 15 | 14 | 13.9 | 13 | 17 | |
| | EA | -30 | 03-09 | 12 | 40 | 04-06 | -30 | -12 | -15 | -7 | -1 | -6 | 13 | 15 | 15 | 11 | 17 | 22 | |
| EVOLUTION OF DEMAND OVER THE PAST 3 MONTHS ^(c) | EU | -25 | 03-09 | 14 | 42 | 04-06 | -25 | -18 | -12 | -11 | -1 | 2 | 10 | 12 | 10 | 8 | 13 | 13 | |
| | EA | -25 | 03-09 | 14 | 40 | 04-06 | -25 | -15 | -12 | -10 | -5 | 2 | 10 | 12 | 5 | 6 | 14 | 17 | |
| EVOLUTION OF DEMAND EXPECTED OVER THE NEXT 3 MONTHS ^(c) | EU | -18 | 01-09 | 23 | 50 | 04-06 | -4 | 11 | 13 | 15 | 7 | 27 | 30 | 29 | 28 | 27 | 24 | 20 | |
| | EA | -20 | 01-09 | 23 | 48 | 04-06 | -10 | 9 | 9 | 11 | 4 | 22 | 33 | 29 | 24 | 23 | 25 | 24 | |
| EVOLUTION OF EMPLOYMENT OVER THE PAST 3 MONTHS | EU | -11 | 02-09 | 9 | 23 | 01-07 | -5 | -5 | -4 | -3 | 1 | -1 | -6 | 8 | 0 | 8 | 5 | 4 | |
| | EA | -11 | 02-09 | 11 | 26 | 09-08 | -7 | -5 | -5 | 2 | 3 | 2 | -3 | 6 | 0 | 6 | 6 | 8 | |
| EVOLUTION OF EMPLOYMENT EXPECTED OVER THE NEXT 3 MONTHS | EU | -12 | 01-09 | 11 | 30 | 04-06 | -7 | -5 | -4 | 3 | 1 | 0 | 5 | 8 | 9 | 7 | 14 | 9 | |
| | EA | -12 | 01-09 | 12 | 29 | 04-06 | -8 | -5 | -4 | 4 | 3 | -3 | 6 | 6 | 7 | 8 | 12 | 9 | |

(a) The confidence indicator is the arithmetic average of the balances (%) for the questions on business situation and past and expected evolution of demand.

(n) Data are not seasonally adjusted.

(c) Component of the confidence indicator.