

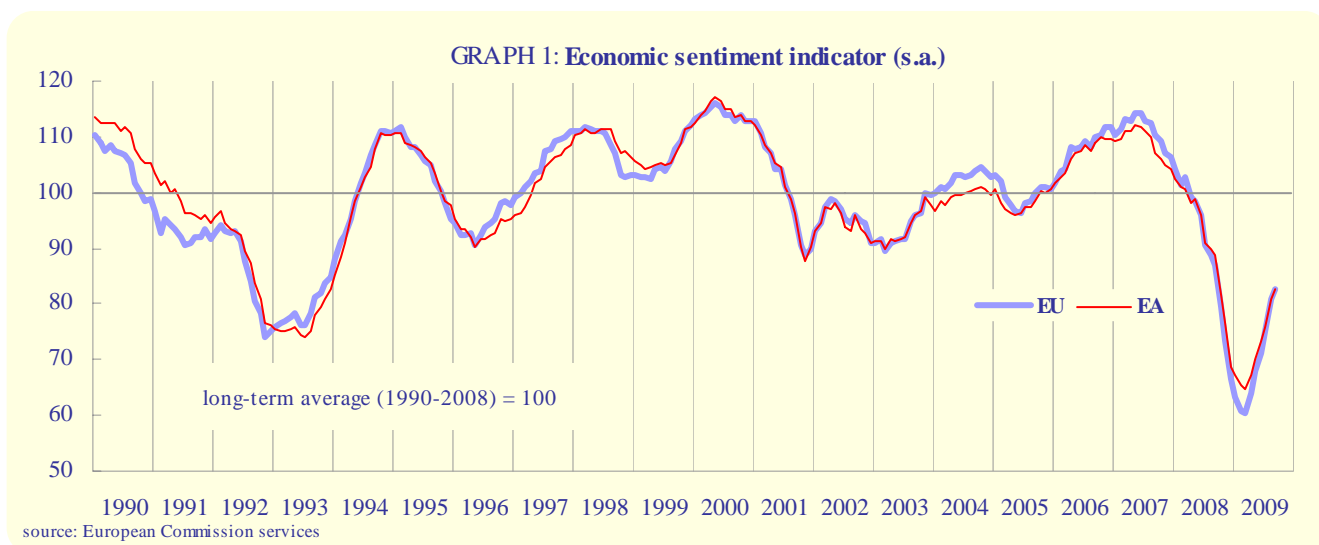


## BUSINESS AND CONSUMER SURVEY RESULTS

September 2009

Upcoming publications of Business and Consumer Survey results: 29 October and 27 November 2009

[ec.europa.eu/economy\\_finance/bcs](http://ec.europa.eu/economy_finance/bcs)



### Upward trend in Economic Sentiment Indicator continues

The upward trend in the *Economic Sentiment Indicator* (ESI) continued in September in both the EU and the euro area. The ESI rose to 82.6 (+1.6 points) in the EU and to 82.8 (+2.0) in the euro area. These levels, however, are still well below the respective long-term averages and the September increases were the smallest since the upturn started in April.

Developments at the country level are rather mixed, indicating divergent trends. Among the largest Member States, *France* and the *Netherlands* recorded the most significant rises in sentiment (+4.7 and +4.6, respectively), while *Germany* posted only a moderate increase (+1.5), mirroring a deceleration in the sentiment indicator for manufacturing. At the other end of the spectrum, sentiment worsened in *Spain* (-1.2) and in *Italy* (-1.3), while economic sentiment in the *UK* and *Poland* remained broadly unchanged.

Regarding individual sectors, the indicator for *Industry* increased in both the EU (+2.0) and the euro area (+1.0), on the back of improving assessment of the level of stocks. Nonetheless, the improvements in *Employment expectations* – not included in the confidence indicator – that started in April 2009 levelled off in both areas.

As with the overall indicator, the improvement in confidence in *services* also decelerated: it stabilised in the EU and increased by 2 points in the euro area. Confidence in *retail trade* and *construction* continued to rise at a steady pace (+1 for both sectors in the EU and the euro area). *Consumer* confidence improved markedly (+3 in both areas), mainly driven by expectations, which were more optimistic on both the general economic situation and the unemployment outlook.

Confidence in *financial services* – not included in the ESI – bounced back strongly, by 8 points in the EU and 13 points in the euro area, reflecting markedly improved assessment of the business situation.

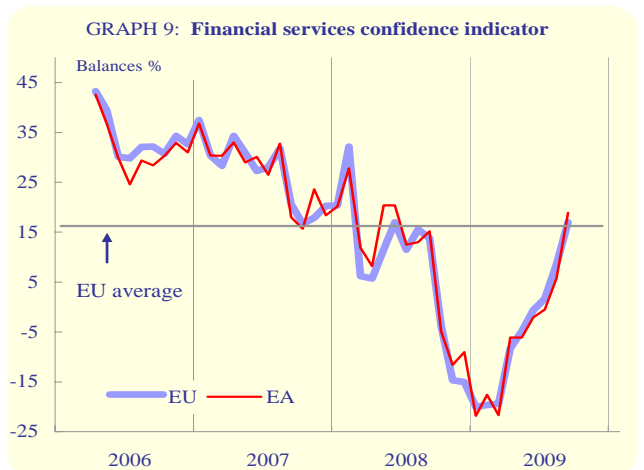
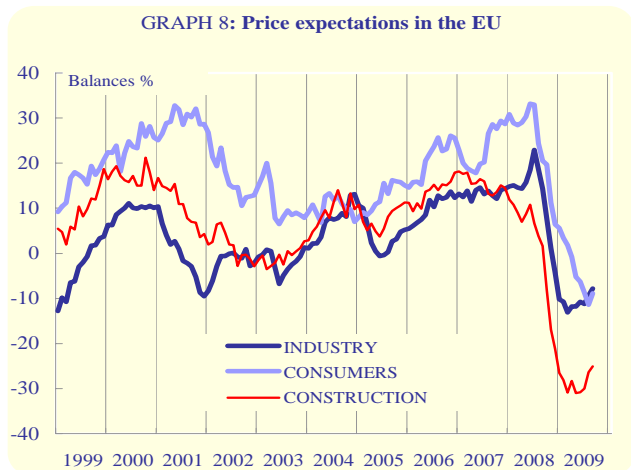
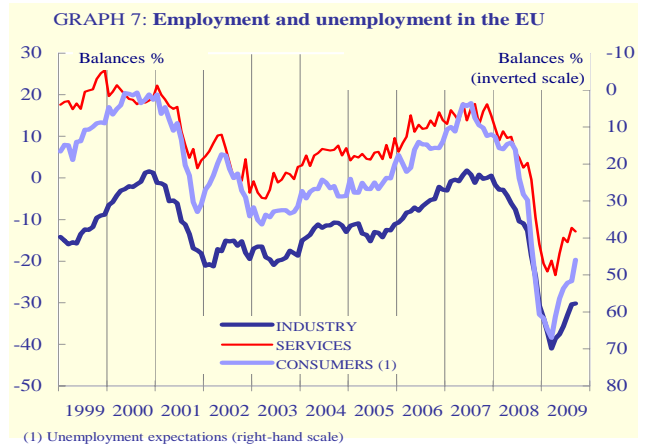
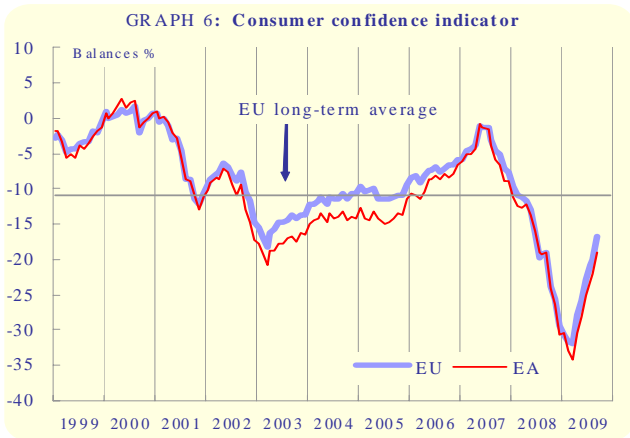
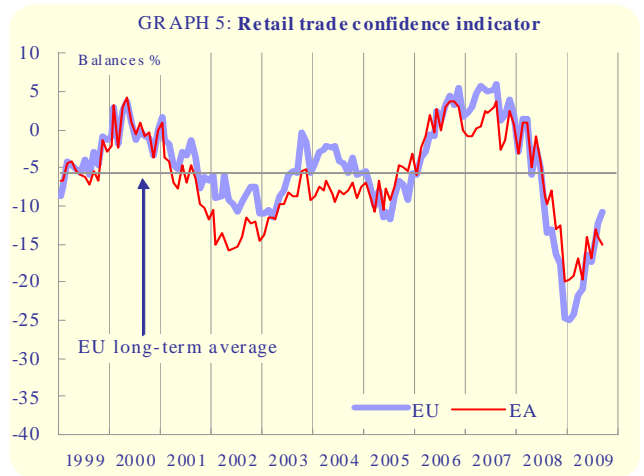
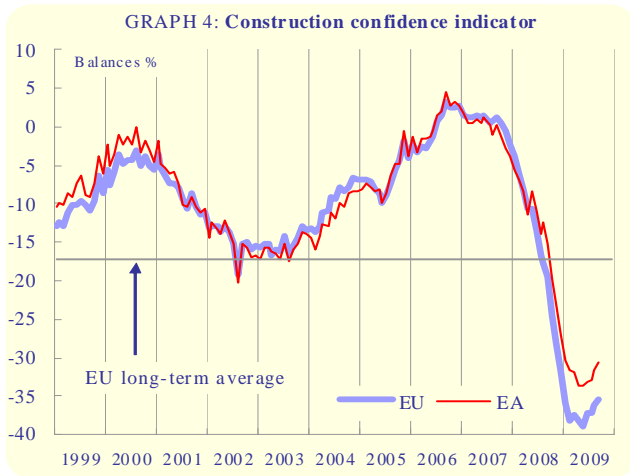
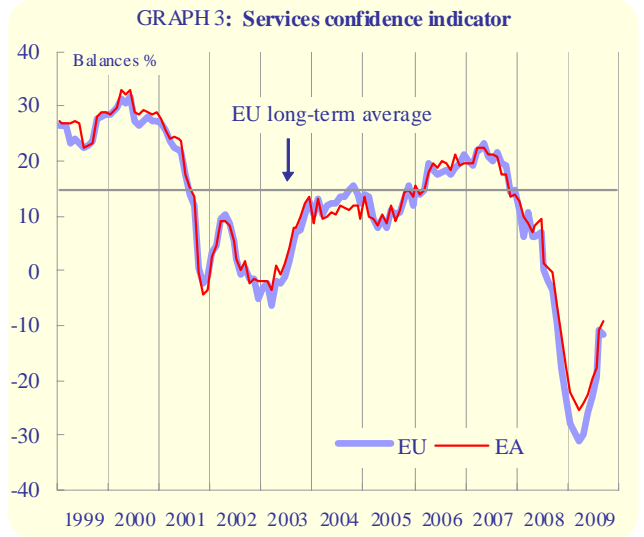
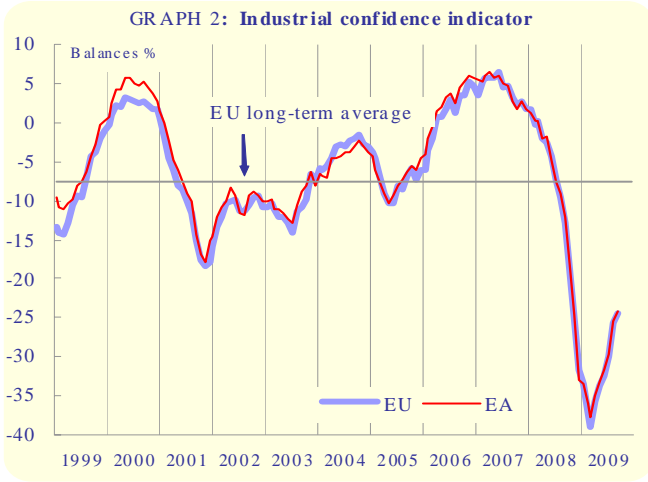


TABLE 1\*: Indicators of confidence and economic sentiment (s.a.)\*\*

|    |                 | Since 1990 (*) |              |              |              |              | 2008         |              |             | 2009        |             |             |             |             |             |             |             |             |
|----|-----------------|----------------|--------------|--------------|--------------|--------------|--------------|--------------|-------------|-------------|-------------|-------------|-------------|-------------|-------------|-------------|-------------|-------------|
|    |                 | Min.           |              | Ave.         | Max.         |              | Oct          | Nov          | Dec         | Jan         | Feb         | Mar         | Apr         | May         | Jun         | Jul         | Aug         | Sep         |
|    |                 | Value          | Date         | Value        | Date         |              |              |              |             |             |             |             |             |             |             |             |             |             |
| EU | 1. Industry     | -39            | 03-09        | -8           | 7            | 12-94        | -19          | -25          | -32         | -33         | -37         | -39         | -36         | -34         | -33         | -30         | -26         | -24         |
|    | 2. Services     | -31            | 03-09        | 13           | 32           | 06-98        | -10          | -18          | -23         | -28         | -29         | -31         | -30         | -26         | -23         | -19         | -11         | -11         |
|    | 3. Consumer     | -32            | 03-09        | -11          | 2            | 08-00        | -24          | -26          | -29         | -31         | -32         | -32         | -28         | -26         | -23         | -21         | -20         | -17         |
|    | 4. Retail trade | -25            | 01-09        | -6           | 6            | 08-07        | -16          | -18          | -25         | -25         | -24         | -22         | -21         | -17         | -17         | -14         | -12         | -11         |
|    | 5. Construction | -42            | 10-93        | -18          | 3            | 09-06        | -25          | -28          | -32         | -36         | -38         | -37         | -38         | -39         | -37         | -37         | -36         | -35         |
|    | =6. ESI         | <b>60.4</b>    | <b>03-09</b> | <b>100.0</b> | <b>116.0</b> | <b>05-00</b> | <b>79.6</b>  | <b>73.2</b>  | <b>66.4</b> | <b>63.2</b> | <b>60.8</b> | <b>60.4</b> | <b>64.0</b> | <b>67.9</b> | <b>71.1</b> | <b>75.0</b> | <b>81.0</b> | <b>82.6</b> |
| EA | 1. Industry     | -38            | 03-09        | -8           | 6            | 04-07        | -18          | -25          | -33         | -33         | -36         | -38         | -35         | -33         | -32         | -30         | -25         | -24         |
|    | 2. Services     | -25            | 03-09        | 15           | 33           | 08-98        | -7           | -12          | -17         | -22         | -24         | -25.4       | -24         | -23         | -20         | -18         | -11         | -9          |
|    | 3. Consumer     | -34            | 03-09        | -12          | 3            | 05-00        | -24          | -26          | -31         | -31         | -33         | -34         | -31         | -28         | -25         | -23         | -22         | -19         |
|    | 4. Retail trade | -21            | 02-93        | -7           | 7            | 08-90        | -13          | -13          | -20         | -20         | -19         | -17         | -20         | -14         | -17         | -13         | -14         | -15         |
|    | 5. Construction | -44            | 10-93        | -17          | 4            | 09-06        | -20          | -23          | -27         | -30         | -32         | -32         | -34         | -34         | -33         | -33         | -32         | -31         |
|    | =6. ESI         | <b>64.6</b>    | <b>03-09</b> | <b>100.0</b> | <b>117.1</b> | <b>05-00</b> | <b>81.6</b>  | <b>76.6</b>  | <b>68.7</b> | <b>67.2</b> | <b>65.3</b> | <b>64.6</b> | <b>67.3</b> | <b>70.2</b> | <b>73.2</b> | <b>76.0</b> | <b>80.8</b> | <b>82.8</b> |
| BE | 1. Industry     | -34            | 03-09        | -10          | 7            | 06-07        | -17          | -24          | -29         | -28         | -31         | -34         | -31         | -30         | -26         | -24         | -21         | -21         |
|    | 2. Services     | -38            | 02-09        | 12           | 33           | 08-07        | 3            | -9           | -24         | -35         | -38         | -29         | -34         | -31         | -29         | -27         | -20         | -18         |
|    | 3. Consumer     | -26            | 02-09        | -6           | 16           | 12-00        | -18          | -22          | -26         | -22         | -27         | -25         | -22         | -20         | -17         | -17         | -10         | -10         |
|    | 4. Retail trade | -29            | 01-09        | -6           | 13           | 04-90        | -25          | -25          | -27         | -29         | -21         | -20         | -19         | -16         | -16         | -13         | -14         | -21         |
|    | 5. Construction | -35            | 11-95        | -10          | 10           | 02-00        | -10          | -11          | -13         | -12         | -15         | -19         | -19         | -20         | -21         | -20         | -17         | -19         |
|    | =6. ESI         | <b>66.3</b>    | <b>02-09</b> | <b>100.0</b> | <b>118.7</b> | <b>06-00</b> | <b>88.0</b>  | <b>80.2</b>  | <b>70.6</b> | <b>70.6</b> | <b>66.3</b> | <b>68.2</b> | <b>69.6</b> | <b>71.6</b> | <b>75.2</b> | <b>77.5</b> | <b>83.0</b> | <b>83.2</b> |
| BG | 1. Industry     | -30            | 06-93        | -5           | 14           | 05-07        | 7            | 1            | -4          | -6          | -6          | -10         | -10         | -11         | -10         | -14         | -15         | -15         |
|    | 2. Services     | -11            | 09-09        | 28           | 48           | 03-07        | 38           | 34           | 8           | 6           | 3           | 1           | -5          | -7          | -11         | -8          | -8          | -11         |
|    | 3. Consumer     | -30            | 04-09        | -30          | -13          | 08-01        | -32          | -42          | -48         | -46         | -46         | -45         | -50         | -48         | -49         | -42         | -40         | -43         |
|    | 4. Retail trade | -15            | 08-09        | 17           | 32           | 06-00        | 19           | 17           | 3           | 4           | -1          | -9          | -8          | -11         | -13         | -15         | -15         | -6          |
|    | 5. Construction | -56            | 03-93        | -23          | 6            | 03-08        | -2           | -7           | -22         | -30         | -31         | -30         | -36         | -35         | -37         | -40         | -38         | -41         |
|    | =6. ESI         | <b>73.2</b>    | <b>06-09</b> | <b>100.0</b> | <b>118.5</b> | <b>04-07</b> | <b>109.7</b> | <b>102.0</b> | <b>85.4</b> | <b>84.1</b> | <b>82.5</b> | <b>80.1</b> | <b>75.8</b> | <b>75.0</b> | <b>73.2</b> | <b>74.8</b> | <b>75.4</b> | <b>73.8</b> |
| CZ | 1. Industry     | -35            | 02-09        | 0            | 27           | 06-00        | -12          | -18          | -31         | -33         | -35         | -33         | -26         | -25         | -22         | -21         | -19         | -14         |
|    | 2. Services     | 6              | 08-09        | 38           | 49           | 01-07        | 35           | 25           | 21          | 17          | 12          | 12          | 17          | 13          | 8           | 14          | 6           | 7           |
|    | 3. Consumer     | -36            | 03-98        | -11          | 4            | 10-06        | -16          | -16          | -23         | -27         | -29         | -23         | -20         | -14         | -14         | -17         | -17         | -11         |
|    | 4. Retail trade | -1             | 02-99        | 15           | 28           | 02-08        | 19           | 15           | 11          | 7           | 7           | 9           | 11          | 11          | 5           | 3           | 1           | 0           |
|    | 5. Construction | -64            | 06-99        | -15          | 5            | 03-08        | -3           | -2           | -9          | -10         | -19         | -21         | -25         | -30         | -30         | -32         | -34         | -35         |
|    | =6. ESI         | <b>63.6</b>    | <b>02-09</b> | <b>100.0</b> | <b>116.9</b> | <b>03-07</b> | <b>92.1</b>  | <b>83.8</b>  | <b>73.5</b> | <b>68.5</b> | <b>63.6</b> | <b>65.9</b> | <b>73.0</b> | <b>72.1</b> | <b>69.4</b> | <b>72.6</b> | <b>68.1</b> | <b>71.5</b> |
| DK | 1. Industry     | -35            | 02-09        | -2           | 16           | 09-94        | -12          | -18          | -23         | -34         | -35         | -34         | -32         | -25         | -20         | -14         | -14         | -13         |
|    | 2. Services     | -9             | 02-09        | 24           | 38           | 04-04        | 6            | 0            | -4          | -5          | -9          | -5          | -4          | 6           | 6           | 4           | 12          | 11          |
|    | 3. Consumer     | -12            | 10-90        | 7            | 19           | 11-06        | -7           | -3           | -4          | -4          | -5          | -3          | 4           | 5           | 4           | 11          | 8           | 12          |
|    | 4. Retail trade | -33            | 02-09        | 15           | 37           | 11-94        | -15          | -21          | -29         | -29         | -33         | -32         | -23         | -20         | -20         | -13         | -6          | -10         |
|    | 5. Construction | -49            | 09-09        | -7           | 24           | 11-06        | -28          | -34          | -35         | -40         | -42         | -46         | -47         | -46         | -43         | -46         | -45         | -49         |
|    | =6. ESI         | <b>60.1</b>    | <b>02-09</b> | <b>100.0</b> | <b>118.7</b> | <b>09-94</b> | <b>78.7</b>  | <b>74.0</b>  | <b>69.2</b> | <b>62.2</b> | <b>60.1</b> | <b>62.3</b> | <b>68.0</b> | <b>78.7</b> | <b>81.9</b> | <b>87.0</b> | <b>90.7</b> | <b>91.6</b> |
| DE | 1. Industry     | -41            | 03-09        | -10          | 11           | 09-90        | -18          | -28          | -34         | -38         | -41         | -41         | -40         | -39         | -37         | -34         | -29         | -29         |
|    | 2. Services     | -18            | 12-02        | 21           | 52           | 03-99        | -1           | -6           | -12         | -15         | -14         | -16         | -13         | -11         | -8          | -5          | 3           | 6           |
|    | 3. Consumer     | -33            | 04-09        | -10          | 10           | 05-07        | -12          | -16          | -23         | -28         | -30         | -33         | -33         | -32         | -29         | -26         | -23         | -19         |
|    | 4. Retail trade | -41            | 01-03        | -16          | 19           | 12-90        | -25          | -31          | -28         | -26         | -28         | -29         | -27         | -24         | -21         | -19         | -18         | -16         |
|    | 5. Construction | -55            | 12-02        | -33          | 2            | 02-90        | -25          | -27          | -28         | -30         | -28         | -28         | -31         | -32         | -30         | -30         | -28         | -28         |
|    | =6. ESI         | <b>72.2</b>    | <b>03-09</b> | <b>100.0</b> | <b>121.1</b> | <b>09-90</b> | <b>88.9</b>  | <b>82.5</b>  | <b>77.3</b> | <b>74.3</b> | <b>72.9</b> | <b>72.2</b> | <b>73.3</b> | <b>74.4</b> | <b>77.6</b> | <b>80.8</b> | <b>85.9</b> | <b>87.4</b> |
| EE | 1. Industry     | -39            | 03-09        | 4            | 29           | 12-06        | -23          | -26          | -31         | -28         | -36         | -39         | -36         | -32         | -33         | -28         | -24         | -24         |
|    | 2. Services     | -50            | 02-09        | 10           | 38           | 01-06        | -18          | -27          | -41         | -45         | -50         | -49         | -50         | -38         | -34         | -38         | -27         | -16         |
|    | 3. Consumer     | -56            | 04-93        | -19          | 13           | 04-06        | -27          | -31          | -31         | -32         | -35         | -38         | -32         | -28         | -30         | -29         | -25         | -18         |
|    | 4. Retail trade | -46            | 06-09        | 12           | 36           | 04-07        | -22          | -31          | -33         | -34         | -42         | -44         | -45         | -42         | -46         | -38         | -34         | -32         |
|    | 5. Construction | -76            | 04-09        | 1            | 48           | 05-06        | -42          | -54          | -58         | -65         | -70         | -75         | -76         | -70         | -71         | -70         | -68         | -64         |
|    | =6. ESI         | <b>62.2</b>    | <b>03-09</b> | <b>100.0</b> | <b>117.8</b> | <b>09-06</b> | <b>79.4</b>  | <b>74.1</b>  | <b>69.0</b> | <b>68.8</b> | <b>63.9</b> | <b>62.2</b> | <b>64.7</b> | <b>70.3</b> | <b>70.2</b> | <b>71.5</b> | <b>75.8</b> | <b>80.5</b> |
| IE | 1. Industry     | -23            | 11-01        | -1           | 21           | 11-99        | :            | :            | :           | :           | :           | :           | :           | :           | :           | :           | :           | :           |
|    | 2. Services     | -13            | 05-03        | 15           | 44           | 08-98        | :            | :            | :           | :           | :           | :           | :           | :           | :           | :           | :           | :           |
|    | 3. Consumer     | -31            | 03-93        | -5           | 19           | 01-00        | :            | :            | :           | :           | :           | :           | :           | :           | :           | :           | :           | :           |
|    | 4. Retail trade | -21            | 05-03        | 1            | 24           | 06-00        | :            | :            | :           | :           | :           | :           | :           | :           | :           | :           | :           | :           |
|    | 5. Construction | -68            | 04-08        | 7            | 58           | 06-97        | :            | :            | :           | :           | :           | :           | :           | :           | :           | :           | :           | :           |
|    | =6. ESI         | <b>77.0</b>    | <b>06-93</b> | <b>100.0</b> | <b>126.2</b> | <b>11-99</b> | :            | :            | :           | :           | :           | :           | :           | :           | :           | :           | :           | :           |
| EL | 1. Industry     | -37            | 03-09        | -1           | 13           | 03-00        | -12          | -18          | -24         | -28         | -34         | -37         | -35         | -33         | -28         | -28         | -27         | -24         |
|    | 2. Services     | -19            | 04-09        | 24           | 61           | 08-00        | 17           | 8            | -10         | -17         | -16         | -17         | -19         | -17         | -15         | -15         | -10         | -19         |
|    | 3. Consumer     | -57            | 10-08        | -32          | -6           | 04-00        | -57          | -56          | -56         | -48         | -56         | -56         | -51         | -50         | -45         | -49         | -45         | -39         |
|    | 4. Retail trade | -38            | 03-09        | 5            | 39           | 07-07        | -1           | -9           | -20         | -26         | -33         | -38         | -35         | -20         | -12         | -7          | -9          | -7          |
|    | 5. Construction | -56            | 05-09        | -13          | 33           | 04-00        | -11          | -19          | -21         | -31         | -33         | -45         | -45         | -56         | -41         | -40         | -47         | -39         |
|    | =6. ESI         | <b>42.9</b>    | <b>03-09</b> | <b>100.0</b> | <b>127.5</b> | <b>07-00</b> | <b>75.9</b>  | <b>69.6</b>  | <b>57.9</b> | <b>55.4</b> | <b>46.8</b> | <b>42.9</b> | <b>46.3</b> | <b>49.5</b> | <b>59.0</b> | <b>57.2</b> | <b>59.2</b> | <b>63.8</b> |
| ES | 1. Industry     | -44            | 01-93        | -9           | 7            | 04-00        | -27          | -33          | -38         | -33         | -37         | -40         | -36         | -35         | -34         | -32         | -27         | -28         |
|    | 2. Services     | -37            | 05-09        | 21           | 56           | 06-98        | -20          | -26          | -34         | -35         | -34         | -30         | -26         | -37         | -34         | -26         | -24         | -23         |
|    | 3. Consumer     | -48            | 02-09        | -13          | 5            | 03-00        | -45          | -44          | -47         | -44         | -48         | -42         | -37         | -25         | -22         | -20         | -20         | -22         |
|    | 4. Retail trade | -36            | 02-93        | -9           | 10           | 06-00        | -30          | -26          | -34         | -29         | -29         | -27         | -29         | -22         | -22         | -22         | -23         | -22         |
|    | 5. Construction | -57            | 10-92        | -3           | 42           | 01-99        | -38          | -31          | -35         | -38         | -35         | -37         | -40         | -31         | -34         | -32         | -24         | -23         |
|    | =6. ESI         | <b>66.6</b>    | <b>12-08</b> | <b>100.0</b> | <b>116.8</b> | <b>04-00</b> | <b>74.3</b>  | <b>71.8</b>  | <b>66.6</b> | <b>69.2</b> | <b>67.0</b> | <b>67.9</b> | <b>72.1</b> | <b>73.6</b> | <b>75.1</b> | <b>79.0</b> | <b>81.9</b> | <b>80.7</b> |
| FR | 1. Industry     | -41            | 06-93        | -8           | 15           | 06-00        | -21          | -29          | -39         | -36         | -37         | -39         | -33         | -32         | -29         | -30         | -27         | -22         |
|    | 2. Services     | -30            | 04-09        | 3            | 25           | 06-90        | -7           | -10          | -14         | -19         | -21         | -27         | -30         | -29         | -26         | -23         | -18         | -15         |
|    | 3. Consumer     | -37            | 03-09        | -18          | 3            | 01-01        | -34          | -31          | -35         | -35         | -36         | -37         | -33         | -31         | -29         | -28         | -32         | -24         |
|    | 4. Retail trade | -37            | 04-97        | -13          | 9            | 12-07        | -19          | -3           | -24         | -25         | -24         | -5          | -25         | -8          | -24         | -17         | -13         | -15         |
|    | 5. Construction | -60            | 03-93        | -12          | 34           | 10-00        | -13          | -20          | -26         | -29         | -34         | -32         | -35         |             |             |             |             |             |

TABLE 1\* (continued): Indicators of confidence and economic sentiment (s.a.)\*\*

|           |                 | Since 1990 (*) |              |              |              |              | 2008         |             |             | 2009        |             |             |             |             |             |             |             |             |
|-----------|-----------------|----------------|--------------|--------------|--------------|--------------|--------------|-------------|-------------|-------------|-------------|-------------|-------------|-------------|-------------|-------------|-------------|-------------|
|           |                 | Min.           |              | Ave.         | Max.         |              | Oct          | Nov         | Dec         | Jan         | Feb         | Mar         | Apr         | May         | Jun         | Jul         | Aug         | Sep         |
|           |                 | Value          | Date         |              | Value        | Date         |              |             |             |             |             |             |             |             |             |             |             |             |
| <b>LT</b> | 1. Industry     | -38            | 04-09        | -12          | 10           | 06-07        | -16          | -26         | -28         | -29         | -31         | -34         | -38         | -31         | -29         | -29         | -24         | -30         |
|           | 2. Services     | -46            | 03-09        | 11           | 34           | 07-06        | -7           | -12         | -11         | -35         | -41         | -46         | -45         | -44         | -41         | -40         | -35         | -30         |
|           | 3. Consumer     | -56            | 01-09        | -14          | 9            | 05-07        | -34          | -40         | -50         | -56         | -54         | -53         | -53         | -50         | -45         | -45         | -48         | -42         |
|           | 4. Retail trade | -58            | 04-09        | -1           | 42           | 01-07        | -11          | -26         | -32         | -47         | -53         | -51         | -58         | -35         | -37         | -37         | -41         | -45         |
|           | 5. Construction | -93            | 05-09        | -35          | 13           | 01-07        | -43          | -51         | -56         | -65         | -70         | -85         | -89         | -93         | -92         | -86         | -85         | -80         |
|           | <b>=6. ESI</b>  | <b>53.2</b>    | <b>04-09</b> | <b>100.0</b> | <b>119.3</b> | <b>07-06</b> | <b>85.1</b>  | <b>76.8</b> | <b>73.8</b> | <b>61.4</b> | <b>59.0</b> | <b>54.6</b> | <b>53.2</b> | <b>58.9</b> | <b>62.5</b> | <b>62.4</b> | <b>65.2</b> | <b>67.7</b> |
| <b>LU</b> | 1. Industry     | -59            | 03-09        | -11          | 25           | 04-95        | -32          | -44         | -53         | -49         | -54         | -59         | -59         | -54         | -52         | -46         | -41         | -41         |
|           | 2. Services     | :              | :            | :            | :            | :            | :            | :           | :           | :           | :           | :           | :           | :           | :           | :           | :           | :           |
|           | 3. Consumer     | -21            | 12-08        | 1            | 13           | 02-02        | -10          | -13         | -21         | -18         | -18         | -20         | -19         | -15         | -13         | -9          | -8          | -5          |
|           | 4. Retail trade | :              | :            | :            | :            | :            | :            | :           | :           | :           | :           | :           | :           | :           | :           | :           | :           | :           |
|           | 5. Construction | -73            | 03-94        | -27          | 24           | 03-90        | -36          | -41         | -45         | -43         | -38         | -37         | -38         | -39         | -49         | -46         | -53         | -48         |
|           | <b>=6. ESI</b>  | <b>63.7</b>    | <b>03-09</b> | <b>100.0</b> | <b>123.6</b> | <b>04-95</b> | <b>81.6</b>  | <b>73.1</b> | <b>64.4</b> | <b>70.4</b> | <b>67.4</b> | <b>63.7</b> | <b>65.5</b> | <b>69.6</b> | <b>70.8</b> | <b>76.6</b> | <b>78.6</b> | <b>81.3</b> |
| <b>HU</b> | 1. Industry     | -35            | 03-09        | -4           | 8            | 12-97        | -14          | -24         | -27         | -31         | -31         | -35         | -34         | -28         | -25         | -20         | -17         | -17         |
|           | 2. Services     | -44            | 03-09        | -7           | 14           | 03-02        | -15          | -27         | -29         | -34         | -42         | -44         | -44         | -36         | -39         | -37         | -36         | -36         |
|           | 3. Consumer     | -69            | 04-09        | -33          | 0            | 08-02        | -53          | -56         | -60         | -64         | -67         | -67         | -69         | -64         | -61         | -61         | -57         | :           |
|           | 4. Retail trade | -41            | 03-09        | -11          | 9            | 11-97        | -17          | -26         | -33         | -26         | -32         | -41         | -36         | -33         | -29         | -30         | -23         | -28         |
|           | 5. Construction | -56            | 04-09        | -14          | 11           | 09-98        | -29          | -38         | -37         | -39         | -49         | -55         | -56         | -55         | -50         | -46         | -44         | -46         |
|           | <b>=6. ESI</b>  | <b>33.0</b>    | <b>03-09</b> | <b>100.0</b> | <b>120.6</b> | <b>05-02</b> | <b>74.4</b>  | <b>57.5</b> | <b>52.5</b> | <b>45.5</b> | <b>39.0</b> | <b>33.0</b> | <b>35.0</b> | <b>47.9</b> | <b>49.2</b> | <b>53.5</b> | <b>58.8</b> | <b>57.5</b> |
| <b>MT</b> | 1. Industry     | -29            | 03-09        | -8           | 18           | 03-08        | -10          | -15         | -24         | -24         | -29         | -29         | -22         | -23         | -26         | -18         | -17         | -16         |
|           | 2. Services     | :              | :            | :            | :            | :            | :            | :           | :           | :           | :           | :           | :           | :           | :           | :           | :           | :           |
|           | 3. Consumer     | -38            | 04-09        | -24          | -3           | 03-08        | -25          | -36         | -33         | -28         | -34         | -34         | -38         | -35         | -32         | -35         | -30         | :           |
|           | 4. Retail trade | :              | :            | :            | :            | :            | :            | :           | :           | :           | :           | :           | :           | :           | :           | :           | :           | :           |
|           | 5. Construction | :              | :            | :            | :            | :            | :            | :           | :           | :           | :           | :           | :           | :           | :           | :           | :           | :           |
|           | <b>=6. ESI</b>  | <b>72.5</b>    | <b>03-09</b> | <b>100.0</b> | <b>122.3</b> | <b>03-08</b> | <b>91.9</b>  | <b>79.6</b> | <b>75.4</b> | <b>77.3</b> | <b>73.4</b> | <b>72.5</b> | <b>75.1</b> | <b>78.4</b> | <b>77.1</b> | <b>81.1</b> | <b>87.5</b> | <b>85.8</b> |
| <b>NL</b> | 1. Industry     | -26            | 02-09        | -2           | 7            | 07-06        | -9           | -11         | -21         | -22         | -26         | -24         | -21         | -21         | -20         | -20         | -16         | -15         |
|           | 2. Services     | -42            | 04-09        | 15           | 41           | 04-07        | -4           | -13         | -19         | -29         | -40         | -42         | -42         | -36         | -32         | -34         | -23         | -19         |
|           | 3. Consumer     | -28            | 03-09        | 4            | 31           | 03-00        | -9           | -15         | -19         | -20         | -23         | -28         | -20         | -14         | -17         | -18         | -12         | -6          |
|           | 4. Retail trade | -16            | 12-03        | 12           | 29           | 10-99        | :            | :           | :           | :           | :           | :           | :           | :           | :           | :           | :           | :           |
|           | 5. Construction | -38            | 07-09        | -1           | 27           | 12-00        | 8            | -1          | -8          | -12         | -17         | -23         | -26         | -27         | -34         | -38         | -30         | -31         |
|           | <b>=6. ESI</b>  | <b>56.1</b>    | <b>02-09</b> | <b>100.0</b> | <b>116.8</b> | <b>12-97</b> | <b>84.7</b>  | <b>79.3</b> | <b>67.1</b> | <b>62.8</b> | <b>56.1</b> | <b>57.5</b> | <b>61.7</b> | <b>64.9</b> | <b>66.4</b> | <b>66.6</b> | <b>74.2</b> | <b>78.8</b> |
| <b>AT</b> | 1. Industry     | -35            | 03-09        | -11          | 8            | 03-90        | -16          | -24         | -29         | -30         | -33         | -35         | -34         | -33         | -32         | -30         | -26         | -25         |
|           | 2. Services     | -26            | 05-09        | 13           | 30           | 03-98        | 4            | -9          | -13         | -14         | -19         | -23         | -24         | -26         | -24         | -22         | -14         | -8          |
|           | 3. Consumer     | -23            | 04-09        | -1           | 16           | 06-07        | -11          | -17         | -18         | -20         | -19         | -22         | -23         | -20         | -14         | -13         | -7          | -5          |
|           | 4. Retail trade | -29            | 03-03        | -12          | 4            | 07-00        | -14          | -18         | -18         | -14         | -20         | -27         | -22         | -13         | -13         | -15         | -10         | -10         |
|           | 5. Construction | -60            | 04-96        | -25          | 1            | 09-06        | -17          | -20         | -20         | -23         | -23         | -29         | -31         | -27         | -31         | -23         | -18         | -15         |
|           | <b>=6. ESI</b>  | <b>65.8</b>    | <b>04-09</b> | <b>100.0</b> | <b>120.6</b> | <b>03-90</b> | <b>89.7</b>  | <b>78.6</b> | <b>75.4</b> | <b>73.6</b> | <b>70.2</b> | <b>66.0</b> | <b>65.8</b> | <b>67.2</b> | <b>70.4</b> | <b>73.1</b> | <b>80.1</b> | <b>83.7</b> |
| <b>PL</b> | 1. Industry     | -28            | 03-09        | -13          | 10           | 09-97        | -13          | -17         | -21         | -25         | -28         | -28         | -26         | -26         | -26         | -23         | -22         |             |
|           | 2. Services     | -8             | 01-03        | 8            | 25           | 04-08        | 15           | 12          | 10          | -1          | -6          | -7          | -6          | -4          | -4          | -2          | 0           | 1           |
|           | 3. Consumer     | -40            | 08-01        | -22          | 0            | 04-08        | -9           | -17         | -18         | -22         | -36         | -36         | -30         | -28         | -21         | -25         | -20         | -24         |
|           | 4. Retail trade | -16            | 03-03        | -3           | 8            | 10-07        | 2            | -1          | -4          | -2          | -9          | -12         | -10         | -8          | -11         | -10         | -5          | -6          |
|           | 5. Construction | -66            | 02-02        | -34          | 1            | 02-08        | -12          | -18         | -21         | -24         | -33         | -39         | -40         | -39         | -40         | -41         | -39         | -39         |
|           | <b>=6. ESI</b>  | <b>74.2</b>    | <b>03-09</b> | <b>100.0</b> | <b>122.3</b> | <b>05-96</b> | <b>103.3</b> | <b>96.6</b> | <b>92.3</b> | <b>83.5</b> | <b>75.3</b> | <b>74.2</b> | <b>78.2</b> | <b>79.6</b> | <b>81.6</b> | <b>81.7</b> | <b>86.2</b> | <b>86.4</b> |
| <b>PT</b> | 1. Industry     | -38            | 04-09        | -8           | 7            | 03-98        | -22          | -26         | -31         | -35         | -37         | -31         | -38         | -30         | -32         | -33         | -27         | -18         |
|           | 2. Services     | -23            | 04-09        | 5            | 29           | 06-01        | -4           | -6          | -6          | -19         | -23         | -23         | -23         | -18         | -18         | -12         | -9          | -9          |
|           | 3. Consumer     | -53            | 02-09        | -22          | 0            | 07-91        | -40          | -42         | -46         | -49         | -54         | -50         | -47         | -46         | -41         | -34         | -31         | -30         |
|           | 4. Retail trade | -29            | 02-09        | -9           | 4            | 01-99        | -22          | -22         | -29         | -27         | -30         | -26         | -28         | -20         | -18         | -19         | -15         | -15         |
|           | 5. Construction | -56            | 02-03        | -28          | -1           | 12-97        | -37          | -42         | -41         | -42         | -55         | -48         | -43         | -46         | -39         | -42         | -41         | -43         |
|           | <b>=6. ESI</b>  | <b>61.9</b>    | <b>02-09</b> | <b>100.0</b> | <b>117.1</b> | <b>03-98</b> | <b>81.1</b>  | <b>79.0</b> | <b>72.9</b> | <b>66.2</b> | <b>61.9</b> | <b>67.1</b> | <b>62.5</b> | <b>70.9</b> | <b>71.4</b> | <b>75.8</b> | <b>81.3</b> | <b>87.3</b> |
| <b>RO</b> | 1. Industry     | -22            | 09-92        | -1           | 28           | 06-96        | 1            | -6          | -9          | -10         | -16         | -17         | -14         | -14         | -15         | -15         | -14         |             |
|           | 2. Services     | -15            | 08-09        | 22           | 57           | 06-04        | 23           | 13          | 9           | 7           | -6          | -13         | -10         | -11         | -11         | -9          | -15         | -13         |
|           | 3. Consumer     | -49            | 09-09        | -24          | -11          | 07-07        | -15          | -26         | -33         | -40         | -43         | -45         | -46         | -44         | -41         | -45         | -46         | -49         |
|           | 4. Retail trade | -22            | 07-09        | 15           | 36           | 12-97        | 14           | 0           | 1           | 2           | -13         | -10         | -20         | -18         | -19         | -22         | -21         | -10         |
|           | 5. Construction | -60            | 09-99        | -9           | 35           | 06-96        | -4           | -8          | -14         | -19         | -29         | -32         | -36         | -39         | -41         | -42         | -42         | -40         |
|           | <b>=6. ESI</b>  | <b>62.4</b>    | <b>08-09</b> | <b>100.0</b> | <b>125.3</b> | <b>06-96</b> | <b>103.6</b> | <b>90.8</b> | <b>84.3</b> | <b>79.3</b> | <b>68.9</b> | <b>64.1</b> | <b>65.6</b> | <b>65.6</b> | <b>66.8</b> | <b>65.0</b> | <b>62.4</b> | <b>62.6</b> |
| <b>SI</b> | 1. Industry     | -35            | 01-09        | -3           | 18           | 06-00        | -15          | -25         | -30         | -35         | -34         | -35         | -35         | -30         | -28         | -28         | -24         | -18         |
|           | 2. Services     | -28            | 04-09        | 18           | 32           | 10-02        | 17           | 1           | -6          | -12         | -18         | -21         | -28         | -23         | -21         | -24         | -24         | -24         |
|           | 3. Consumer     | -41            | 01-09        | -19          | -4           | 07-07        | -18          | -31         | -33         | -41         | -36         | -37         | -41         | -33         | -25         | -27         | -27         | -18         |
|           | 4. Retail trade | -23            | 06-09        | 13           | 37           | 09-07        | 26           | 11          | -1          | -6          | -11         | -20         | -20         | -20         | -23         | -22         | -15         | -15         |
|           | 5. Construction | -60            | 08-09        | -6           | 24           | 03-07        | -1           | -14         | -27         | -34         | -38         | -48         | -55         | -52         | -57         | -54         | -60         | -60         |
|           | <b>=6. ESI</b>  | <b>38.2</b>    | <b>04-09</b> | <b>100.0</b> | <b>121.7</b> | <b>06-00</b> | <b>89.5</b>  | <b>67.7</b> | <b>58.3</b> | <b>46.2</b> | <b>46.2</b> | <b>44.3</b> | <b>38.2</b> | <b>49.2</b> | <b>54.7</b> | <b>50.9</b> | <b>54.4</b> | <b>62.5</b> |
| <b>SK</b> | 1. Industry     | -32            | 01-09        | 4            | 26           | 05-96        | -18          | -19         | -26         | -32         | -27         | -31         | -31         | -30         | -17         | -10         | -11         | -13         |
|           | 2. Services     | -24            | 05-09        | 34           | 60           | 06-03        | 13           | 3           | 0           | 7           | -1          | -12         | -20         | -24         | -20         | -22         | -16         | -7          |
|           | 3. Consumer     | -49            | 09-99        | -24          | 7            | 12-06        | -11          | -29         | -31         | -32         | -45         | -45         | -44         | -37         | -36         | -35         | -34         | -26         |
|           | 4. Retail trade | -23            | 03-09        | 9            | 34           | 11-98        | 20           | 10          | 3           | 6           | -4          | -23         | -23         | -21         | -21         | -23         | -15         | -15         |
|           | 5. Construction | -86            | 07-99        | -24          | 17           | 03-97        | -10          | -10         | -10         | -12         | -28         | -36         | -48         | -50         | -53         | -53         | -51         | -52         |
|           | <b>=6. ESI</b>  | <b>45.9</b>    | <b>04-09</b> | <b>100.0</b> | <b>124.1</b> | <b>05-96</b> | <b>80.6</b>  | <b>71.2</b> | <b>65.2</b> | <b>64.5</b> | <b>58.3</b> | <b>49.5</b> | <b>45.9</b> | <b>46.5</b> | <b>55.4</b> | <b>58.2</b> | <b>60.8</b> | <b>66.4</b> |
| <b>FI</b> | 1. Industry     | -37            | 03-09        | 2            | 30           | 10-94        | -17          | -32         | -36         | -30         | -36         | -37         | -34         | -34         | -36         | -31         | -29         | -21         |
|           | 2. Services     | -26            | 03-09        | 23           | 61           | 09-00        | 0            | -10         | -15         | -21         | -19         | -26         | -23         | -23         | -15         | -13         | -10         | -12         |
|           | 3. Consumer     | -6             | 12-08        | 14           | 23           | 02-00        | 2            | -4          | -6          | -3          | -4          | -2          | 1           | 6           | 8           | 10          | 8           | 12          |
|           | 4. Retail trade | -21            | 06-09        | -1           | 27           | 08-07        | 2            | -1          | -7          | -12         | -14         | -17         | -18         | -20         | -21         | -14         | -16         | -14         |
|           | 5. Construction | -97            | 09-91        | -14          | 48           | 06-98        | -20          | -41         | -           |             |             |             |             |             |             |             |             |             |

TABLE 2a: Monthly survey of manufacturing industry (s.a.)<sup>(a)(c)</sup>

|  |     | Since 1990 (*) |       |       | 2008  |       |     | 2009 |     |     |     |     |     |     |     |     |     |     |
|--|-----|----------------|-------|-------|-------|-------|-----|------|-----|-----|-----|-----|-----|-----|-----|-----|-----|-----|
|  |     | Min.           |       | Ave.  | Max.  |       | Oct | Nov  | Dec | Jan | Feb | Mar | Apr | May | Jun | Jul | Aug | Sep |
|  |     | Value          | Date  | Value | Date  |       |     |      |     |     |     |     |     |     |     |     |     |     |
| INDUSTRIAL<br>CONFIDENCE<br>INDICATOR  | EU  | -39            | 03-09 | -8    | 7     | 12-94 | -19 | -25  | -32 | -33 | -37 | -39 | -36 | -34 | -33 | -30 | -26 | -24 |
|  | EA  | -38            | 03-09 | -8    | 6     | 04-07 | -18 | -25  | -33 | -33 | -36 | -38 | -35 | -33 | -32 | -30 | -25 | -24 |
|  | BE  | -34            | 03-09 | -10   | 7     | 06-07 | -17 | -24  | -29 | -28 | -31 | -34 | -31 | -30 | -26 | -24 | -21 | -21 |
|  | BG  | -30            | 06-93 | -5    | 14    | 05-07 | 7   | 1    | -4  | -6  | -6  | -10 | -10 | -11 | -10 | -14 | -15 | -15 |
|  | CZ  | -35            | 02-09 | 0     | 27    | 06-00 | -12 | -18  | -31 | -33 | -35 | -33 | -26 | -25 | -22 | -21 | -19 | -14 |
|  | DK  | -35            | 02-09 | -2    | 16    | 09-94 | -12 | -18  | -23 | -34 | -35 | -34 | -32 | -25 | -20 | -14 | -14 | -13 |
|  | DE  | -41            | 03-09 | -10   | 11    | 09-90 | -18 | -28  | -34 | -38 | -41 | -41 | -40 | -39 | -37 | -34 | -29 | -29 |
|  | EE  | -39            | 03-09 | 4     | 29    | 12-06 | -23 | -26  | -31 | -28 | -36 | -39 | -36 | -32 | -33 | -28 | -24 | -24 |
|  | IE  | -23            | 11-01 | -1    | 21    | 11-99 | :   | :    | :   | :   | :   | :   | :   | :   | :   | :   | :   | :   |
|  | EL  | -37            | 03-09 | -1    | 13    | 03-00 | -12 | -18  | -24 | -28 | -34 | -37 | -35 | -33 | -28 | -28 | -27 | -24 |
|  | ES  | -44            | 01-93 | -9    | 7     | 04-00 | -27 | -33  | -38 | -33 | -37 | -40 | -36 | -35 | -34 | -32 | -27 | -28 |
|  | FR  | -41            | 06-93 | -8    | 15    | 06-00 | -21 | -29  | -39 | -36 | -37 | -39 | -33 | -32 | -29 | -30 | -27 | -22 |
|  | IT  | -35            | 03-09 | -4    | 13    | 07-95 | -16 | -15  | -28 | -28 | -31 | -35 | -31 | -26 | -26 | -23 | -20 | -21 |
|  | CY  | -20            | 08-09 | 4     | 19    | 04-08 | 3   | 1    | -4  | -11 | -13 | -19 | -8  | -16 | -11 | -8  | -20 | -14 |
|  | LV  | -45            | 04-93 | -10   | 11    | 02-07 | -22 | -25  | -29 | -32 | -37 | -36 | -29 | -29 | -28 | -27 | -28 | -26 |
|  | LT  | -38            | 04-09 | -12   | 10    | 06-07 | -16 | -26  | -28 | -29 | -31 | -34 | -38 | -31 | -29 | -29 | -24 | -30 |
|  | LU  | -59            | 03-09 | -11   | 25    | 04-95 | -32 | -44  | -53 | -49 | -54 | -59 | -59 | -54 | -52 | -46 | -41 | -41 |
|  | HU  | -35            | 03-09 | -4    | 8     | 12-97 | -14 | -24  | -27 | -31 | -31 | -35 | -34 | -28 | -25 | -20 | -17 | -17 |
|  | MT  | -29            | 03-09 | -8    | 18    | 03-08 | -10 | -15  | -24 | -24 | -29 | -29 | -22 | -23 | -26 | -18 | -17 | -16 |
|  | NL  | -26            | 02-09 | -2    | 7     | 07-06 | -9  | -11  | -21 | -22 | -26 | -24 | -21 | -21 | -20 | -20 | -16 | -15 |
|  | AT  | -35            | 03-09 | -11   | 8     | 03-90 | -16 | -24  | -29 | -30 | -33 | -35 | -34 | -33 | -32 | -30 | -26 | -25 |
|  | PL  | -28            | 03-09 | -13   | 10    | 09-97 | -13 | -17  | -21 | -25 | -28 | -28 | -26 | -26 | -26 | -26 | -23 | -22 |
|  | PT  | -38            | 04-09 | -8    | 7     | 03-98 | -22 | -26  | -31 | -35 | -37 | -31 | -38 | -30 | -32 | -33 | -27 | -18 |
|  | RO  | -22            | 09-92 | -1    | 28    | 06-96 | 1   | -6   | -9  | -10 | -16 | -17 | -14 | -14 | -14 | -15 | -15 | -14 |
|  | SI  | -35            | 01-09 | -3    | 18    | 06-00 | -15 | -25  | -30 | -35 | -34 | -35 | -35 | -30 | -28 | -28 | -24 | -18 |
|  | SK  | -32            | 01-09 | 4     | 26    | 05-96 | -18 | -19  | -26 | -32 | -27 | -31 | -31 | -30 | -17 | -10 | -11 | -13 |
|  | FI  | -37            | 03-09 | 2     | 30    | 10-94 | -17 | -32  | -36 | -30 | -36 | -37 | -34 | -34 | -36 | -31 | -29 | -21 |
| SE   | -42 | 03-09          | -6    | 15    | 05-00 | -19   | -28 | -35  | -35 | -36 | -42 | -38 | -36 | -33 | -24 | -22 | -24 |     |
| UK   | -50 | 03-09          | -11   | 11    | 02-95 | -26   | -31 | -30  | -37 | -47 | -50 | -44 | -40 | -40 | -38 | -31 | -28 |     |
| PRODUCTION<br>EXPECTATIONS<br>(Question 5)<br><br>Component of the<br>industrial confidence<br>indicator | EU  | -35            | 03-09 | 6     | 24    | 12-94 | -14 | -23  | -30 | -31 | -34 | -35 | -27 | -20 | -17 | -13 | -7  | -6  |
|  | EA  | -32            | 02-09 | 5     | 21    | 12-94 | -13 | -22  | -30 | -31 | -32 | -32 | -25 | -21 | -16 | -13 | -8  | -7  |
|  | BE  | -37            | 02-09 | -3    | 16    | 12-94 | -20 | -28  | -33 | -36 | -37 | -35 | -34 | -30 | -25 | -23 | -18 | -19 |
|  | BG  | -17            | 02-97 | 24    | 45    | 09-08 | 36  | 26   | 14  | 12  | 11  | 7   | 9   | 10  | 10  | 7   | 6   | 6   |
|  | CZ  | -46            | 02-09 | 20    | 61    | 05-95 | -12 | -18  | -36 | -45 | -46 | -24 | -14 | -12 | -6  | -4  | -1  | 3   |
|  | DK  | -35            | 02-09 | 9     | 30    | 02-98 | -4  | -12  | -14 | -28 | -35 | -31 | -24 | -9  | -10 | 2   | -1  | -7  |
|  | DE  | -42            | 01-09 | 1     | 20    | 12-94 | -18 | -32  | -38 | -42 | -39 | -38 | -33 | -28 | -21 | -17 | -8  | -10 |
|  | EE  | -70            | 04-92 | 17    | 68    | 03-02 | -7  | -15  | -17 | -20 | -33 | -39 | -33 | -17 | -16 | -9  | -7  | -9  |
|  | IE  | -22            | 11-01 | 9     | 35    | 11-99 | :   | :    | :   | :   | :   | :   | :   | :   | :   | :   | :   | :   |
|  | EL  | -20            | 03-09 | 24    | 44    | 02-00 | 10  | 1    | -9  | -11 | -17 | -20 | -18 | -11 | -4  | -1  | 4   | 1   |
|  | ES  | -30            | 03-09 | 3     | 17    | 12-00 | -15 | -20  | -25 | -22 | -24 | -30 | -18 | -17 | -15 | -9  | -2  | -9  |
|  | FR  | -32            | 12-08 | 5     | 27    | 10-00 | -16 | -26  | -32 | -32 | -31 | -29 | -23 | -20 | -14 | -18 | -12 | -4  |
|  | IT  | -28            | 03-09 | 12    | 31    | 12-94 | -4  | -1   | -20 | -20 | -25 | -28 | -20 | -11 | -8  | -5  | -4  | -5  |
|  | CY  | -24            | 03-09 | 14    | 37    | 02-08 | 18  | 8    | 2   | -7  | -16 | -24 | 7   | -16 | -4  | -3  | -16 | -12 |
|  | LV  | -39            | 02-09 | 13    | 41    | 03-02 | -11 | -20  | -25 | -31 | -39 | -35 | -20 | -19 | -19 | -17 | -21 | -18 |
|  | LT  | -35            | 04-09 | 10    | 35    | 08-97 | -10 | -19  | -20 | -15 | -21 | -29 | -35 | -24 | -16 | -17 | -17 | -31 |
|  | LU  | -62            | 04-09 | -4    | 33    | 04-07 | -29 | -46  | -50 | -50 | -54 | -58 | -62 | -54 | -44 | -28 | -17 | -22 |
|  | HU  | -48            | 04-09 | 8     | 34    | 12-97 | -14 | -33  | -36 | -41 | -44 | -47 | -48 | -34 | -26 | -16 | -10 | -9  |
|  | MT  | -23            | 12-08 | 17    | 57    | 03-08 | 9   | -10  | -24 | -11 | -17 | -17 | 4   | 12  | 11  | 9   | 6   | 9   |
|  | NL  | -27            | 02-09 | 6     | 18    | 01-08 | -5  | -8   | -24 | -22 | -27 | -21 | -11 | -12 | -10 | -12 | -5  | 2   |
|  | AT  | -30            | 03-09 | 4     | 19    | 02-07 | -8  | -17  | -24 | -23 | -26 | -30 | -21 | -19 | -17 | -12 | -7  | -5  |
|  | PL  | -18            | 03-09 | 19    | 35    | 06-95 | 11  | 4    | -4  | -12 | -18 | -18 | -11 | -10 | -10 | -7  | -3  | 0   |
|  | PT  | -31            | 02-09 | 3     | 21    | 01-97 | -14 | -22  | -25 | -27 | -31 | -15 | -25 | -18 | -15 | -16 | -10 | 0   |
|  | RO  | -16            | 03-09 | 20    | 52    | 03-03 | 17  | 3    | -2  | -5  | -15 | -16 | -8  | -10 | -12 | -10 | -13 | -11 |
|  | SI  | -25            | 01-09 | 22    | 42    | 06-00 | 4   | -11  | -13 | -25 | -21 | -19 | -16 | -9  | -6  | -5  | -1  | 12  |
|  | SK  | -33            | 01-09 | 27    | 62    | 12-97 | -20 | -13  | -25 | -33 | -24 | -27 | -25 | -28 | 24  | 24  | 19  | 11  |
|  | FI  | -36            | 11-08 | 13    | 50    | 07-05 | -5  | -36  | -36 | -17 | -30 | -30 | -23 | -16 | -20 | -16 | -21 | -12 |
| SE   | -34 | 12-08          | 14    | 46    | 05-00 | -9    | -25 | -34  | -14 | -13 | -32 | -18 | -8  | -1  | 17  | 22  | 18  |     |
| UK   | -54 | 03-09          | 4     | 33    | 02-95 | -27   | -34 | -35  | -40 | -51 | -54 | -40 | -26 | -28 | -20 | -13 | -10 |     |
| ORDER BOOKS<br>(Question 2)<br><br>Component of the<br>industrial confidence<br>indicator                | EU  | -62            | 06-09 | -19   | 7     | 04-07 | -27 | -35  | -44 | -48 | -57 | -61 | -59 | -61 | -62 | -61 | -57 | -55 |
|  | EA  | -63            | 06-09 | -18   | 9     | 04-07 | -26 | -36  | -47 | -49 | -57 | -61 | -60 | -61 | -63 | -61 | -56 | -56 |
|  | BE  | -57            | 06-09 | -19   | 11    | 06-00 | -23 | -35  | -46 | -47 | -52 | -56 | -56 | -55 | -57 | -54 | -50 | -52 |
|  | BG  | -65            | 06-93 | -40   | -9    | 05-07 | -25 | -30  | -36 | -39 | -44 | -46 | -48 | -50 | -51 | -57 | -60 | -60 |
|  | CZ  | -59            | 03-09 | -6    | 30    | 01-01 | -16 | -27  | -37 | -42 | -47 | -59 | -51 | -52 | -53 | -53 | -49 | -38 |
|  | DK  | -63            | 04-09 | -6    | 32    | 12-94 | -25 | -35  | -42 | -57 | -59 | -58 | -63 | -60 | -61 | -54 | -56 | -55 |
|  | DE  | -64            | 06-09 | -21   | 16    | 12-06 | -19 | -31  | -41 | -48 | -55 | -59 | -59 | -62 | -64 | -61 | -57 | -56 |
|  | EE  | -76            | 06-09 | -2    | 32    | 12-06 | -55 | -54  | -62 | -57 | -66 | -72 | -69 | -75 | -77 | -71 | -62 | -62 |
|  | IE  | -36            | 06-93 | -6    | 24    | 12-99 | :   | :    | :   | :   | :   | :   | :   | :   | :   | :   | :   | :   |
|  | EL  | -59            | 05-09 | -14   | 6     | 05-98 | -24 | -33  | -39 | -45 | -57 | -56 | -56 | -59 | -56 | -57 | -55 | -54 |
|  | ES  | -65            | 01-93 | -16   | 11    | 07-98 | -38 | -49  | -56 | -49 | -58 | -60 | -61 | -60 | -59 | -62 | -59 | -55 |
|  | FR  | -69            | 06-09 | -17   | 27    | 06-00 | -28 | -40  | -56 | -50 | -60 | -67 | -61 | -65 | -69 | -65 | -60 | -57 |
|  | IT  | -68            | 03-09 | -17   | 13    | 02-95 | -37 | -38  | -54 | -56 | -62 | -68 | -66 | -65 | -66 | -64 | -54 | -57 |
|  | CY  | -42            | 08-09 | -14   | 5     | 06-07 | -9  | -10  | -12 | -19 | -21 | -28 | -30 | -32 | -31 | -32 | -42 | -35 |
|  | LV  | -79            | 07-93 | -37   | -3    | 02-07 | -51 | -58  | -62 | -64 | -67 | -69 | -65 | -69 | -69 | -65 | -66 | -66 |
|  | LT  | -79            | 11-98 | -37   | 1     | 08-07 | -29 | -50  | -50 | -57 | -56 | -55 | -63 | -56 | -57 | -56 | -50 | -49 |
|  | LU  | -80            | 06-09 | -20   | 34    | 12-97 | -40 | -49  | -64 | -65 | -71 | -77 | -76 | -79 | -80 | -78 | -77 | -76 |
|  | HU  | -68            | 03-09 | -20   | 0     | 04-98 | -25 | -40  | -49 | -55 | -57 | -68 | -64 | -63 | -61 | -55 | -54 | -54 |
|  | MT  | -71            | 06-09 | -26   | 13    | 06-05 | -31 | -30  | -45 | -46 | -49 | -57 | -55 | -64 | -71 | -49 | -40 | -43 |
|  | NL  | -44            | 06-09 | -8    | 8     | 07-06 | -10 | -16  | -29 | -32 | -37 | -40 | -42 | -41 | -44 | -43 | -39 | -43 |

TABLE 2a: (continued) Monthly survey of manufacturing industry (s.a.)<sup>(a) (c)</sup>

|  |     | Since 1990 (*) |       |       | 2008  |       |     | 2009 |     |     |     |     |     |     |     |     |     |     |
|--|-----|----------------|-------|-------|-------|-------|-----|------|-----|-----|-----|-----|-----|-----|-----|-----|-----|-----|
|  |     | Min.           |       | Ave.  | Max.  |       | Oct | Nov  | Dec | Jan | Feb | Mar | Apr | May | Jun | Jul | Aug | Sep |
|  |     | Value          | Date  | Value | Date  |       |     |      |     |     |     |     |     |     |     |     |     |     |
| STOCKS OF FINISHED PRODUCTS <sup>(b)</sup><br>(Question 4) | EU  | 22             | 03-09 | 11    | 3     | 06-07 | 16  | 18   | 21  | 21  | 22  | 22  | 20  | 19  | 16  | 13  | 11  |     |
|  | EA  | 23             | 04-93 | 10    | 2     | 11-94 | 15  | 17   | 22  | 20  | 20  | 21  | 20  | 18  | 16  | 14  | 13  | 10  |
| Component of the industrial confidence indicator           | BE  | 26             | 10-01 | 7     | -7    | 09-09 | 8   | 8    | 9   | 0   | 5   | 10  | 3   | 4   | -3  | -4  | -5  | -7  |
|  | BG  | 35             | 08-93 | 0     | -22   | 06-97 | -10 | -8   | -9  | -8  | -14 | -11 | -9  | -9  | -10 | -9  | -9  | -9  |
|  | CZ  | 46             | 08-93 | 14    | -12   | 04-00 | 9   | 9    | 19  | 11  | 12  | 15  | 13  | 12  | 7   | 5   | 7   | 8   |
|  | DK  | 28             | 06-99 | 10    | -23   | 09-09 | 7   | 9    | 13  | 18  | 10  | 13  | 9   | 6   | -11 | -12 | -16 | -23 |
|  | DE  | 28             | 04-09 | 10    | -9    | 09-90 | 16  | 19   | 25  | 23  | 28  | 27  | 28  | 28  | 27  | 24  | 21  | 19  |
|  | EE  | 39             | 06-93 | 4     | -21   | 12-06 | 7   | 10   | 14  | 9   | 10  | 6   | 5   | 5   | 7   | 2   | 4   | 1   |
|  | IE  | 23             | 11-93 | 6     | -17   | 07-06 | :   | :    | :   | :   | :   | :   | :   | :   | :   | :   | :   | :   |
|  | EL  | 34             | 03-09 | 12    | 1     | 06-94 | 23  | 21   | 26  | 27  | 29  | 34  | 31  | 30  | 23  | 26  | 29  | 20  |
|  | ES  | 47             | 01-93 | 15    | -1    | 11-02 | 29  | 29   | 32  | 27  | 30  | 30  | 30  | 27  | 28  | 27  | 21  | 22  |
|  | FR  | 34             | 06-93 | 13    | -2    | 04-00 | 18  | 21   | 30  | 26  | 21  | 21  | 16  | 11  | 4   | 7   | 8   | 4   |
|  | IT  | 17             | 10-90 | 8     | -1    | 07-95 | 7   | 6    | 8   | 10  | 5   | 8   | 6   | 3   | 4   | 1   | 1   | 1   |
|  | CY  | 6              | 01-09 | -11   | -34   | 09-01 | -1  | -6   | 1   | 7   | 2   | 6   | 0   | 0   | -2  | -10 | 2   | -4  |
|  | LV  | 43             | 07-93 | 5     | -11   | 03-04 | 3   | -2   | 2   | 2   | 4   | 4   | 2   | -1  | -5  | -2  | -4  | -7  |
|  | LT  | 49             | 01-94 | 9     | -16   | 01-95 | 8   | 9    | 13  | 16  | 15  | 19  | 15  | 13  | 14  | 13  | 6   | 10  |
|  | LU  | 45             | 12-08 | 10    | -22   | 03-95 | 27  | 37   | 45  | 33  | 37  | 43  | 39  | 31  | 34  | 31  | 31  | 25  |
|  | HU  | 15             | 12-98 | 2     | -15   | 05-09 | 4   | -2   | -4  | -4  | -8  | -10 | -12 | -15 | -13 | -11 | -13 | -11 |
|  | MT  | 35             | 07-05 | 14    | -16   | 06-05 | 8   | 6    | 3   | 14  | 21  | 14  | 16  | 16  | 19  | 13  | 18  | 14  |
|  | NL  | 13             | 02-09 | 5     | -1    | 12-94 | 10  | 10   | 10  | 12  | 13  | 11  | 11  | 10  | 7   | 6   | 5   | 4   |
|  | AT  | 27             | 04-96 | 13    | -2    | 12-06 | 12  | 17   | 19  | 20  | 20  | 21  | 23  | 21  | 20  | 18  | 17  | 17  |
|  | PL  | 20             | 01-99 | 3     | -11   | 09-94 | 5   | 7    | 8   | 8   | 8   | 8   | 8   | 8   | 7   | 8   | 7   | 6   |
| PT   | 25  | 06-93          | 7     | -11   | 01-08 | 12    | -1  | 10   | 10  | 7   | 10  | 15  | 8   | 12  | 7   | 7   | 0   |     |
| RO   | 50  | 07-92          | 8     | -7    | 05-06 | 1     | 4   | 4    | 3   | 0   | 1   | -2  | -1  | -3  | 1   | -3  | -3  |     |
| SI   | 28  | 02-96          | 12    | -1    | 01-07 | 13    | 16  | 17   | 22  | 18  | 11  | 10  | 6   | 2   | 8   | 3   | 3   |     |
| SK   | 55  | 05-94          | 7     | -27   | 02-01 | 9     | 10  | 12   | 21  | 12  | 20  | 17  | 10  | 19  | 7   | 6   | 6   |     |
| FI   | 31  | 01-96          | 5     | -20   | 04-95 | 17    | 24  | 23   | 23  | 17  | 15  | 15  | 18  | 17  | 8   | 2   | -12 |     |
| SE   | 43  | 04-09          | 17    | -3    | 06-07 | 23    | 27  | 31   | 42  | 37  | 36  | 43  | 40  | 35  | 22  | 29  | 27  |     |
| UK   | 33  | 04-09          | 17    | 1     | 06-07 | 22    | 26  | 21   | 28  | 30  | 32  | 33  | 33  | 31  | 29  | 19  | 20  |     |
| PRODUCTION TREND OBSERVED IN RECENT MONTHS<br>(Question 1) | EU  | -46            | 03-09 | -2    | 19    | 01-95 | -14 | -24  | -33 | -37 | -46 | -46 | -44 | -42 | -36 | -31 | -23 | -20 |
|  | EA  | -47            | 02-09 | -2    | 15    | 01-95 | -15 | -25  | -38 | -39 | -47 | -46 | -44 | -42 | -35 | -32 | -21 | -20 |
|  | BE  | -31            | 02-09 | -1    | 16    | 06-06 | -1  | -16  | -30 | -21 | -31 | -20 | -26 | -13 | -19 | -9  | -6  | -7  |
|  | BG  | -36            | 05-09 | -1    | 33    | 01-07 | 11  | 1    | -9  | -14 | -17 | -17 | -34 | -36 | -35 | -34 | -32 | -32 |
|  | CZ  | -56            | 02-09 | 11    | 42    | 11-00 | -16 | -30  | -45 | -48 | -56 | -48 | -35 | -25 | -23 | -18 | -6  | 2   |
|  | DK  | -48            | 06-09 | 8     | 41    | 09-94 | -19 | -29  | -20 | -40 | -37 | -44 | -46 | -42 | -48 | -37 | -34 | -19 |
|  | DE  | -49            | 02-09 | -4    | 22    | 12-90 | -13 | -26  | -45 | -42 | -49 | -45 | -40 | -40 | -32 | -24 | -12 | -12 |
|  | EE  | -53            | 04-09 | 10    | 56    | 06-01 | -26 | -25  | -37 | -41 | -41 | -47 | -53 | -47 | -43 | -32 | -25 | -28 |
|  | IE  | -25            | 10-01 | 6     | 38    | 03-00 | :   | :    | :   | :   | :   | :   | :   | :   | :   | :   | :   | :   |
|  | EL  | -35            | 04-09 | 13    | 36    | 01-00 | -2  | -3   | -16 | -22 | -30 | -35 | -35 | -32 | -30 | -24 | -22 | -20 |
|  | ES  | -51            | 03-09 | -2    | 21    | 04-95 | -22 | -39  | -47 | -39 | -48 | -51 | -45 | -45 | -34 | -36 | -36 | -30 |
|  | FR  | -46            | 02-09 | 3     | 36    | 01-95 | -12 | -18  | -24 | -39 | -46 | -46 | -44 | -41 | -29 | -29 | -16 | -9  |
|  | IT  | -62            | 07-09 | -11   | 14    | 03-95 | -29 | -29  | -43 | -47 | -53 | -60 | -61 | -60 | -60 | -62 | -49 | -54 |
|  | CY  | -46            | 04-09 | -4    | 43    | 09-08 | 4   | 6    | -2  | -16 | -16 | -35 | -46 | -30 | -28 | -26 | -38 | -14 |
|  | LV  | -51            | 02-09 | 0     | 29    | 06-01 | -26 | -33  | -41 | -50 | -51 | -49 | -51 | -44 | -42 | -34 | -28 | -29 |
|  | LT  | -42            | 01-09 | 1     | 34    | 04-98 | -12 | -28  | -37 | -42 | -34 | -27 | -32 | -30 | -28 | -24 | -16 | -11 |
|  | LU  | -73            | 04-09 | -4    | 32    | 04-95 | -32 | -36  | -51 | -56 | -63 | -67 | -73 | -64 | -44 | -35 | -24 | -19 |
|  | HU  | -58            | 03-09 | -4    | 27    | 04-98 | -17 | -26  | -39 | -48 | -54 | -58 | -54 | -53 | -49 | -40 | -34 | -31 |
|  | MT  | -48            | 04-09 | 6     | 48    | 07-06 | -8  | -20  | -21 | -33 | -32 | -39 | -48 | -35 | -20 | -20 | -2  | -10 |
|  | NL  | -48            | 04-09 | 2     | 15    | 09-06 | -13 | -15  | -26 | -28 | -31 | -37 | -48 | -28 | -25 | -20 | -9  | -15 |
|  | AT  | -35            | 03-09 | 5     | 33    | 04-07 | -4  | -12  | -17 | -23 | -30 | -35 | -35 | -35 | -29 | -25 | -15 | -9  |
|  | PL  | -30            | 03-09 | 1     | 27    | 12-06 | -11 | -11  | -18 | -25 | -28 | -30 | -27 | -22 | -19 | -19 | -12 | -13 |
| PT   | -45 | 11-08          | -3    | 15    | 08-94 | -12   | -45 | -26  | -27 | -43 | -34 | -35 | -31 | -18 | -19 | -17 | -16 |     |
| RO   | -25 | 03-09          | 12    | 47    | 04-02 | 6     | -1  | -5   | -10 | -22 | -25 | -25 | -22 | -19 | -21 | -19 | -18 |     |
| SI   | -45 | 12-08          | 7     | 39    | 05-00 | -12   | -27 | -45  | -33 | -36 | -38 | -43 | -27 | -23 | -12 | -3  | -1  |     |
| SK   | -63 | 03-09          | 16    | 78    | 12-03 | 2     | -32 | -50  | -30 | -31 | -63 | -45 | -26 | -47 | -28 | 3   | 45  |     |
| FI   | -55 | 02-09          | 10    | 53    | 12-04 | -6    | -15 | -40  | -47 | -55 | -45 | -33 | -41 | -40 | -28 | -27 | -17 |     |
| SE   | -39 | 04-09          | 10    | 48    | 12-94 | -8    | -22 | -28  | -26 | -31 | -30 | -39 | -26 | -18 | -13 | -4  | -2  |     |
| UK   | -54 | 03-09          | -2    | 34    | 03-95 | -15   | -22 | -19  | -31 | -49 | -54 | -48 | -52 | -47 | -34 | -38 | -25 |     |
| EXPORT ORDER BOOKS<br>(Question 3)                         | EU  | -62            | 07-09 | -19   | 4     | 04-07 | -25 | -32  | -42 | -46 | -57 | -60 | -59 | -61 | -62 | -58 | -55 |     |
|  | EA  | -65            | 06-09 | -19   | 6     | 05-07 | -26 | -35  | -46 | -49 | -59 | -62 | -63 | -64 | -65 | -64 | -59 | -58 |
|  | BE  | -63            | 05-09 | -21   | 7     | 06-00 | -28 | -42  | -51 | -53 | -60 | -62 | -60 | -63 | -60 | -53 | -57 |     |
|  | BG  | -67            | 12-98 | -43   | -14   | 10-00 | -25 | -30  | -35 | -38 | -49 | -51 | -53 | -56 | -55 | -63 | -64 | -66 |
|  | CZ  | -60            | 03-09 | -4    | 26    | 09-00 | -20 | -30  | -47 | -49 | -56 | -60 | -56 | -55 | -54 | -49 | -39 |     |
|  | DK  | -61            | 04-09 | -4    | 27    | 05-07 | -17 | -24  | -37 | -50 | -57 | -59 | -61 | -56 | -56 | -52 | -58 | -54 |
|  | DE  | -64            | 06-09 | -24   | 10    | 12-06 | -21 | -29  | -40 | -45 | -52 | -57 | -60 | -63 | -64 | -63 | -59 | -59 |
|  | EE  | -67            | 03-09 | -3    | 25    | 03-01 | -43 | -44  | -56 | -57 | -56 | -67 | -65 | -62 | -67 | -57 | -55 | -59 |
|  | IE  | -53            | 09-93 | -6    | 38    | 04-00 | :   | :    | :   | :   | :   | :   | :   | :   | :   | :   | :   | :   |
|  | EL  | -59            | 05-09 | -16   | 13    | 03-95 | -27 | -30  | -40 | -42 | -54 | -53 | -52 | -59 | -55 | -53 | -53 | -45 |
|  | ES  | -62            | 07-09 | -19   | 6     | 05-95 | -30 | -37  | -44 | -39 | -57 | -59 | -59 | -60 | -59 | -62 | -53 | -48 |
|  | FR  | -75            | 03-09 | -13   | 36    | 06-00 | -29 | -47  | -55 | -57 | -72 | -75 | -71 | -71 | -73 | -74 | -73 | -63 |
|  | IT  | -70            | 05-09 | -19   | 19    | 02-95 | -32 | -33  | -52 | -56 | -62 | -68 | -68 | -70 | -68 | -66 | -56 | -60 |
|  | CY  | -75            | 05-09 | -25   | 4     | 05-05 | -40 | -56  | -39 | -64 | -51 | -61 | -68 | -75 | -65 | -72 | -47 | -61 |
|  | LV  | -65            | 03-09 | -35   | -13   | 02-07 | -49 | -53  | -56 | -61 | -64 | -65 | -61 | -62 | -61 | -57 | -58 | -56 |
|  | LT  | -76            | 07-09 | -33   | 27    | 08-07 | -47 | -55  | -55 | -59 | -60 | -63 | -70 | -70 | -75 | -76 | -70 | -69 |
|  | LU  | -89            | 06-09 | -25   | 45    | 04-00 | -50 | -60  | -76 | -76 | -83 | -84 | -78 | -85 | -89 | -84 | -76 | -71 |
|  | HU  | -67            | 05-09 | -18   | 7     | 02-98 | -30 | -44  | -52 | -49 | -55 | -60 | -66 | -67 | -64 | -59 | -61 | -58 |
|  | MT  | -82            | 12-03 | -30   | 17    | 09-07 | -27 | -42  | -56 | -56 | -54 | -61 | -60 | -64 | -72 | -64 | -49 | -49 |
|  | NL  | -43            | 04-09 | -6    | 13    | 07-06 | -8  | -17  | -29 | -31 | -37 | -42 | -43 | -42 | -41 | -40 | -36 | -39 |
|  | AT  | -69            | 07-09 | -34   | -1    | 03-90 | -39 | -46  | -55 | -55 | -60 |     |     |     |     |     |     |     |

TABLE 2a: (continued) Monthly survey of manufacturing industry (s.a.)<sup>(a)(c)</sup>

|   |           | Since 1990 (*) |       |       |       | 2008  |      |     | 2009 |     |     |     |     |     |     |     |     |     |     |
|---|-----------|----------------|-------|-------|-------|-------|------|-----|------|-----|-----|-----|-----|-----|-----|-----|-----|-----|-----|
|   |           | Min.           |       | Ave.  |       | Max.  |      | Oct | Nov  | Dec | Jan | Feb | Mar | Apr | May | Jun | Jul | Aug | Sep |
|   |           | Value          | Date  | Value | Date  | Value | Date |     |      |     |     |     |     |     |     |     |     |     |     |
| EMPLOYMENT<br>EXPECTATIONS<br>(Question 7)    | <b>EU</b> | -41            | 03-09 | -14   | 2     | 06-07 | -19  | -24 | -31  | -34 | -37 | -41 | -39 | -38 | -36 | -33 | -30 | -30 |     |
|   | <b>EA</b> | -41            | 06-93 | -12   | 4     | 11-00 | -16  | -22 | -30  | -32 | -34 | -38 | -37 | -36 | -34 | -32 | -30 | -30 |     |
|   | <b>BE</b> | -36            | 03-09 | -9    | 9     | 09-00 | -12  | -22 | -29  | -31 | -34 | -36 | -35 | -34 | -28 | -25 | -26 | -23 |     |
|   | <b>BG</b> | -47            | 06-99 | -16   | 6     | 11-06 | -13  | -18 | -16  | -11 | -27 | -21 | -18 | -20 | -18 | -23 | -20 | -20 |     |
|   | <b>CZ</b> | -64            | 02-09 | -21   | 15    | 09-07 | -18  | -35 | -49  | -54 | -64 | -57 | -47 | -46 | -43 | -40 | -38 | -30 |     |
|   | <b>DK</b> | -42            | 04-09 | -4    | 13    | 03-98 | -18  | -27 | -27  | -33 | -37 | -39 | -42 | -36 | -36 | -27 | -22 | -28 |     |
|   | <b>DE</b> | -52            | 06-93 | -17   | 8     | 02-90 | -15  | -23 | -31  | -31 | -32 | -38 | -38 | -38 | -34 | -35 | -32 | -35 |     |
|   | <b>EE</b> | -78            | 04-92 | -11   | 22    | 11-06 | -21  | -32 | -40  | -42 | -49 | -52 | -52 | -47 | -40 | -36 | -30 | -30 |     |
|   | <b>IE</b> | -34            | 12-92 | -9    | 16    | 09-00 | :    | :   | :    | :   | :   | :   | :   | :   | :   | :   | :   | :   |     |
|   | <b>EL</b> | -36            | 02-09 | -3    | 12    | 05-02 | -10  | -15 | -20  | -30 | -36 | -36 | -35 | -27 | -25 | -21 | -23 | -22 |     |
|   | <b>ES</b> | -53            | 06-93 | -9    | 9     | 03-01 | -24  | -25 | -34  | -34 | -36 | -39 | -35 | -35 | -30 | -24 | -20 | -24 |     |
|   | <b>FR</b> | -50            | 09-93 | -17   | 12    | 09-00 | -22  | -33 | -38  | -40 | -44 | -49 | -45 | -43 | -45 | -40 | -39 | -37 |     |
|   | <b>IT</b> | -30            | 08-96 | -5    | 11    | 11-00 | -10  | -9  | -21  | -21 | -27 | -28 | -25 | -24 | -22 | -21 | -19 | -22 |     |
|   | <b>CY</b> | -39            | 01-09 | 10    | 38    | 10-04 | -14  | 11  | 9    | -39 | 1   | -7  | -38 | -2  | -5  | -33 | -12 | -9  |     |
|   | <b>LV</b> | -51            | 04-93 | -8    | 11    | 11-05 | -23  | -31 | -35  | -43 | -47 | -42 | -35 | -32 | -35 | -32 | -30 | -31 |     |
|   | <b>LT</b> | -59            | 04-94 | -24   | 8     | 06-06 | -28  | -30 | -37  | -38 | -47 | -48 | -46 | -41 | -46 | -43 | -38 | -34 |     |
|   | <b>LU</b> | -65            | 04-09 | -26   | 4     | 03-08 | -23  | -30 | -50  | -49 | -60 | -58 | -65 | -53 | -63 | -54 | -51 | -39 |     |
|   | <b>HU</b> | -60            | 12-91 | -16   | 10    | 10-97 | -9   | -26 | -32  | -36 | -43 | -44 | -38 | -35 | -32 | -30 | -19 | -18 |     |
|   | <b>MT</b> | -38            | 05-09 | -9    | 17    | 11-02 | -13  | -21 | -29  | -34 | -23 | -32 | -26 | -38 | -26 | -23 | -18 | -22 |     |
|   | <b>NL</b> | -39            | 04-09 | -8    | 15    | 06-90 | -5   | -15 | -25  | -23 | -34 | -34 | -39 | -37 | -38 | -38 | -31 | -31 |     |
|   | <b>AT</b> | -34            | 03-09 | -8    | 13    | 04-07 | -12  | -18 | -26  | -30 | -30 | -34 | -33 | -34 | -29 | -29 | -18 | -18 |     |
|   | <b>PL</b> | -50            | 05-99 | -21   | 9     | 01-07 | -10  | -13 | -20  | -26 | -31 | -31 | -27 | -25 | -24 | -22 | -19 | -19 |     |
|   | <b>PT</b> | -35            | 06-93 | -16   | -1    | 02-90 | -24  | -31 | -33  | -30 | -31 | -33 | -31 | -30 | -30 | -29 | -25 | -24 |     |
|   | <b>RO</b> | -67            | 07-92 | -22   | 0     | 09-08 | -2   | -11 | -18  | -17 | -26 | -24 | -22 | -21 | -22 | -19 | -20 | -22 |     |
|   | <b>SI</b> | -54            | 04-09 | -20   | 14    | 02-08 | -17  | -35 | -48  | -50 | -51 | -51 | -54 | -49 | -48 | -47 | -39 | -32 |     |
|   | <b>SK</b> | -56            | 02-09 | -21   | 3     | 07-07 | -16  | -30 | -32  | -46 | -57 | -51 | -53 | -45 | -43 | -43 | -34 | -24 |     |
|   | <b>FI</b> | -60            | 06-91 | -15   | 14    | 12-00 | -22  | -27 | -38  | -41 | -42 | -53 | -50 | -53 | -54 | -47 | -46 | -39 |     |
|   | <b>SE</b> | -67            | 03-09 | -19   | 23    | 12-94 | -34  | -41 | -48  | -48 | -63 | -67 | -60 | -64 | -59 | -43 | -41 | -42 |     |
| <b>UK</b>                                     | -50       | 03-91          | -20   | 2     | 06-97 | -32   | -28  | -30 | -41  | -42 | -49 | -43 | -41 | -40 | -37 | -35 | -30 |     |     |
| SELLING-PRICE<br>EXPECTATIONS<br>(Question 6) | <b>EU</b> | -13            | 03-09 | 5     | 27    | 02-95 | 8    | 1   | -4   | -10 | -11 | -13 | -12 | -12 | -11 | -11 | -9  | -8  |     |
|   | <b>EA</b> | -14            | 03-09 | 5     | 26    | 02-95 | 6    | 0   | -7   | -11 | -11 | -14 | -11 | -12 | -11 | -11 | -9  | -8  |     |
|   | <b>BE</b> | -21            | 04-09 | 2     | 26    | 12-94 | -4   | -6  | -13  | -20 | -20 | -21 | -21 | -17 | -11 | -14 | -9  | -12 |     |
|   | <b>BG</b> | -28            | 02-00 | 26    | 89    | 11-96 | 19   | 11  | 7    | 11  | 8   | -2  | 3   | 1   | -3  | -4  | -3  | -2  |     |
|   | <b>CZ</b> | -16            | 03-09 | 16    | 71    | 03-95 | -2   | -5  | -11  | -15 | -13 | -17 | -15 | -15 | -14 | -10 | -7  | -6  |     |
|   | <b>DK</b> | -15            | 03-09 | 2     | 26    | 01-08 | 9    | 1   | 1    | -8  | -5  | -15 | -11 | -9  | -11 | -1  | -5  | -11 |     |
|   | <b>DE</b> | -12            | 03-09 | 6     | 23    | 02-95 | 7    | 0   | -5   | -10 | -9  | -12 | -11 | -10 | -9  | -10 | -6  | -10 |     |
|   | <b>EE</b> | -37            | 02-09 | 15    | 86    | 04-92 | 3    | -2  | -17  | -27 | -37 | -35 | -33 | -27 | -18 | -16 | -10 | -11 |     |
|   | <b>IE</b> | -25            | 11-92 | -1    | 29    | 11-03 | :    | :   | :    | :   | :   | :   | :   | :   | :   | :   | :   | :   |     |
|   | <b>EL</b> | -18            | 03-09 | 16    | 41    | 10-90 | 5    | 1   | -4   | -14 | -17 | -18 | -15 | -12 | -9  | -10 | -8  | -7  |     |
|   | <b>ES</b> | -19            | 03-09 | 3     | 35    | 04-95 | -3   | -6  | -14  | -14 | -18 | -19 | -10 | -15 | -14 | -8  | -12 | -6  |     |
|   | <b>FR</b> | -26            | 01-99 | 1     | 27    | 07-08 | 9    | 4   | -2   | -5  | -2  | -11 | -1  | -10 | -9  | -9  | -14 | -6  |     |
|   | <b>IT</b> | -13            | 07-09 | 10    | 40    | 03-95 | 6    | 5   | -8   | -8  | -11 | -13 | -11 | -10 | -12 | -13 | -7  | -5  |     |
|   | <b>CY</b> | -11            | 05-09 | 6     | 39    | 10-03 | 5    | 0   | 0    | -1  | -5  | 5   | -2  | -11 | 1   | -9  | -10 | -3  |     |
|   | <b>LV</b> | -26            | 02-09 | 16    | 50    | 07-94 | 8    | -4  | -11  | -17 | -26 | -24 | -23 | -21 | -20 | -16 | -21 | -21 |     |
|   | <b>LT</b> | -36            | 04-09 | 13    | 75    | 11-93 | -2   | -14 | -25  | -21 | -26 | -26 | -36 | -35 | -24 | -27 | -22 | -28 |     |
|   | <b>LU</b> | -50            | 08-91 | -2    | 53    | 12-94 | 1    | -12 | -22  | -25 | -24 | -43 | -30 | -27 | -41 | -31 | -14 | -22 |     |
|   | <b>HU</b> | -16            | 01-09 | 22    | 51    | 01-01 | 7    | 3   | -9   | -16 | -9  | -8  | -12 | -6  | -2  | -3  | -4  | -5  |     |
|   | <b>MT</b> | -39            | 12-04 | -10   | 38    | 12-03 | -8   | 19  | 7    | -6  | -8  | -27 | -13 | -28 | -24 | -24 | -27 | -21 |     |
|   | <b>NL</b> | -13            | 04-09 | 5     | 20    | 12-94 | 11   | 5   | -3   | -12 | -13 | -10 | -13 | -7  | -10 | -10 | -8  | -8  |     |
|   | <b>AT</b> | -23            | 03-96 | 0     | 20    | 01-07 | 6    | -2  | -9   | -12 | -18 | -19 | -18 | -18 | -17 | -13 | -13 | -12 |     |
|   | <b>PL</b> | -7             | 08-09 | 13    | 39    | 06-93 | 5    | 4   | -2   | -4  | -6  | -4  | -6  | -6  | -6  | -7  | -7  | -5  |     |
|   | <b>PT</b> | -24            | 01-09 | 7     | 29    | 10-90 | -1   | -15 | -20  | -24 | -12 | -14 | -14 | -20 | -14 | -16 | 5   | -5  |     |
|   | <b>RO</b> | 3              | 05-09 | 49    | 96    | 10-93 | 34   | 25  | 18   | 24  | 21  | 12  | 6   | 3   | 7   | 4   | 5   | 5   |     |
|   | <b>SI</b> | -33            | 03-09 | -5    | 22    | 01-08 | 0    | -10 | -18  | -21 | -27 | -33 | -31 | -26 | -29 | -20 | -19 | -15 |     |
|   | <b>SK</b> | -36            | 03-09 | 25    | 81    | 04-95 | -10  | -17 | -19  | -18 | -8  | -36 | -24 | -22 | -16 | -16 | -2  | 11  |     |
|   | <b>FI</b> | -34            | 03-96 | 4     | 49    | 08-94 | 0    | -5  | -23  | -29 | -28 | -33 | -28 | -20 | -21 | -29 | -17 | -18 |     |
|   | <b>SE</b> | -21            | 06-09 | 5     | 37    | 12-94 | 6    | -5  | -10  | -7  | -13 | -10 | -3  | -6  | -21 | 2   | -4  | -4  |     |
| <b>UK</b>                                     | -30       | 01-99          | 2     | 37    | 07-08 | 18    | 5    | 9   | -10  | -12 | -10 | -20 | -16 | -9  | -17 | -16 | -7  |     |     |

(a) The indicator is the arithmetic average of the balances (%) of the questions on production expectations, order-books and stocks (the last with inverted sign).

(b) Highest figure is considered as a minimum, lowest figure is considered as a maximum.

(c) With effect from May 2008, a number of partner institutes in the programme have changed; this may cause a break in some series. Details of the changes are available on the BCS website.

TABLE 2b: Quarterly survey of manufacturing industry

(Data collected in January, April, July and October each year.)

**Capacity utilisation in manufacturing industry (%)**

(Question 13)

|    | Since 1990 (*) |        |      |       |        | 2007 | 2008 |      |      |      | 2009 |      |      |     |
|----|----------------|--------|------|-------|--------|------|------|------|------|------|------|------|------|-----|
|    | Min.           |        | Ave. | Max.  |        |      | IV   | I    | II   | III  | IV   | I    | II   | III |
|    | Value          | Date   |      | Value | Date   |      |      |      |      |      |      |      |      |     |
| EU | 70.2           | III-09 | 81.3 | 85.3  | I-90   | 83.7 | 83.7 | 83.6 | 82.8 | 81.0 | 74.7 | 70.9 | 70.2 |     |
| EA | 69.5           | III-09 | 81.5 | 85.5  | II-90  | 84.0 | 83.8 | 83.7 | 82.8 | 81.5 | 74.7 | 70.3 | 69.5 |     |
| BE | 70.4           | II-09  | 80.1 | 84.8  | I-01   | 83.4 | 83.8 | 83.4 | 82.1 | 82.4 | 75.4 | 70.4 | 71.5 |     |
| BG | 52.6           | III-99 | 61.7 | 76.8  | I-07   | 73.7 | 73.9 | 74.7 | 72.5 | 71.4 | 68.9 | 67.2 | 62.7 |     |
| CZ | 70.9           | IV-91  | 82.6 | 90.4  | II-08  | 89.6 | 89.2 | 90.4 | 88.9 | 85.3 | 76.8 | 74.3 | 74.8 |     |
| DK | 73.2           | III-09 | 82.3 | 88.9  | III-07 | 87.3 | 87.1 | 84.7 | 83.1 | 81.6 | 78.9 | 75.9 | 73.2 |     |
| DE | 71.1           | III-09 | 84.0 | 89.5  | I-91   | 87.0 | 87.2 | 87.6 | 86.2 | 84.8 | 76.2 | 71.8 | 71.1 |     |
| EE | 52.2           | IV-93  | 67.5 | 79.4  | I-06   | 74.9 | 74.3 | 72.3 | 69.4 | 66.6 | 61.0 | 56.9 | 56.5 |     |
| IE | 69.7           | II-05  | 76.3 | 83.3  | I-96   | 76.4 | 79.4 | 75.3 | :    | :    | :    | :    | :    |     |
| EL | 68.3           | III-09 | 75.9 | 79.3  | II-01  | 77.1 | 76.7 | 77.3 | 76.2 | 75.4 | 73.4 | 70.3 | 68.3 |     |
| ES | 67.9           | III-09 | 78.2 | 81.4  | III-07 | 80.0 | 81.1 | 80.2 | 79.0 | 76.4 | 73.5 | 69.8 | 67.9 |     |
| FR | 70.3           | III-09 | 84.3 | 89.1  | IV-00  | 87.6 | 86.8 | 86.2 | 85.9 | 84.1 | 76.0 | 71.2 | 70.3 |     |
| IT | 64.6           | III-09 | 76.2 | 80.2  | I-90   | 77.4 | 76.7 | 76.2 | 75.6 | 75.2 | 70.4 | 66.2 | 64.6 |     |
| CY | 62.7           | IV-02  | 70.5 | 76.2  | IV-01  | 71.3 | 72.5 | 73.2 | 72.3 | 70.1 | 69.5 | 66.7 | 64.8 |     |
| LV | 44.6           | II-93  | 62.1 | 75.0  | III-05 | 73.7 | 71.7 | 68.0 | 67.1 | 64.8 | 59.3 | 53.8 | 54.5 |     |
| LT | 44.1           | IV-95  | 59.4 | 75.0  | I-07   | 72.4 | 72.8 | 71.4 | 70.6 | 69.3 | 65.0 | 60.4 | 60.1 |     |
| LU | 65.2           | II-09  | 83.4 | 89.2  | I-01   | 86.5 | 86.0 | 84.5 | 85.9 | 83.9 | 72.6 | 65.2 | 67.4 |     |
| HU | 69.3           | II-09  | 80.7 | 87.5  | III-07 | 84.1 | 83.8 | 85.9 | 84.4 | 85.6 | 74.8 | 69.3 | 71.7 |     |
| MT | 11.5           | II-03  | 71.5 | 93.2  | II-06  | 76.3 | 79.5 | 82.4 | 78.2 | 75.9 | 69.0 | 65.9 | 71.0 |     |
| NL | 74.6           | II-09  | 83.2 | 86.2  | II-90  | 83.8 | 83.5 | 83.4 | 83.6 | 82.9 | 77.5 | 74.6 | 75.5 |     |
| AT | 73.2           | II-09  | 81.9 | 85.5  | II-07  | 84.8 | 83.6 | 84.0 | 82.4 | 81.9 | 77.2 | 73.2 | 73.5 |     |
| PL | 48.6           | II-92  | 73.3 | 81.1  | II-08  | 81.0 | 81.1 | 81.1 | 80.0 | 78.9 | 74.0 | 71.9 | 71.2 |     |
| PT | 70.6           | II-09  | 79.3 | 84.3  | IV-03  | 81.3 | 78.1 | 82.3 | 79.7 | 79.0 | 76.4 | 70.6 | 71.5 |     |
| RO | 62.1           | I-01   | 73.0 | 80.9  | II-08  | 78.6 | 79.4 | 80.9 | 79.5 | 78.5 | 73.9 | 72.0 | 70.7 |     |
| SI | 69.1           | II-09  | 80.6 | 86.2  | II-07  | 86.0 | 84.8 | 85.3 | 83.8 | 82.6 | 75.2 | 69.1 | 69.3 |     |
| SK | 50.9           | II-09  | 76.5 | 87.1  | II-01  | 73.9 | 75.0 | 72.7 | 71.5 | 68.9 | 53.3 | 50.9 | 51.9 |     |
| FI | 65.3           | III-09 | 84.6 | 89.9  | III-98 | 86.3 | 86.3 | 85.2 | 84.3 | 81.9 | 72.0 | 66.5 | 65.3 |     |
| SE | 71.3           | III-09 | 85.0 | 89.5  | IV-06  | 87.8 | 88.2 | 87.8 | 87.1 | 83.9 | 76.1 | 71.5 | 71.3 |     |
| UK | 72.4           | III-09 | 80.8 | 85.4  | II-95  | 82.0 | 82.4 | 82.6 | 82.3 | 78.0 | 74.3 | 72.8 | 72.4 |     |

**Production capacity in manufacturing industry <sup>(a) (b)</sup>**

(Question 9)

|    | Since 1990 (*) |        |      |       |        | 2007 | 2008 |     |    |     | 2009 |     |    |     |
|----|----------------|--------|------|-------|--------|------|------|-----|----|-----|------|-----|----|-----|
|    | Min.           |        | Ave. | Max.  |        |      | IV   | I   | II | III | IV   | I   | II | III |
|    | Value          | Date   |      | Value | Date   |      |      |     |    |     |      |     |    |     |
| EU | 5              | II-07  | 20   | 51    | III-09 | 7    | 9    | 9   | 14 | 23  | 36   | 47  | 51 |     |
| EA | 2              | I-90   | 17   | 49    | III-09 | 4    | 6    | 7   | 11 | 21  | 35   | 45  | 49 |     |
| BE | 4              | II-07  | 27   | 55    | II-09  | 10   | 14   | 9   | 18 | 25  | 40   | 55  | 46 |     |
| BG | -3             | IV-05  | 10   | 24    | II-02  | -1   | -1   | -1  | -2 | 2   | 3    | 8   | 13 |     |
| CZ | -15            | IV-07  | 7    | 52    | III-09 | -15  | -15  | -14 | -4 | 14  | 43   | 50  | 52 |     |
| DK | -16            | III-07 | 15   | 55    | III-09 | -6   | -5   | 9   | 18 | 26  | 33   | 53  | 55 |     |
| DE | -6             | IV-90  | 18   | 56    | III-09 | -1   | 5    | 3   | 6  | 22  | 42   | 52  | 56 |     |
| EE | -18            | IV-06  | 13   | 44    | II-09  | 3    | 4    | 15  | 16 | 29  | 34   | 44  | 35 |     |
| IE | -22            | III-06 | 11   | 29    | III-93 | 3    | 13   | 9   | :  | :   | :    | :   | :  |     |
| EL | 0              | II-00  | 13   | 41    | III-09 | 10   | 11   | 15  | 12 | 19  | 31   | 41  | 41 |     |
| ES | -2             | II-00  | 7    | 33    | III-09 | 6    | 4    | 5   | 9  | 14  | 22   | 27  | 33 |     |
| FR | -13            | III-00 | 16   | 51    | III-09 | -2   | -1   | 2   | 7  | 16  | 33   | 49  | 51 |     |
| IT | 12             | I-90   | 25   | 45    | II-09  | 21   | 22   | 24  | 28 | 30  | 38   | 45  | 42 |     |
| CY | -25            | II-09  | 9    | 39    | II-07  | 29   | 19   | 35  | 23 | 11  | 23   | -25 | 9  |     |
| LV | -7             | II-07  | 14   | 53    | III-93 | -6   | -2   | 3   | 1  | 13  | 15   | 19  | 12 |     |
| LT | -4             | IV-06  | 23   | 68    | IV-93  | -1   | -4   | 1   | 8  | 13  | 27   | 26  | 27 |     |
| LU | -12            | I-98   | 20   | 69    | III-09 | 11   | 8    | 13  | 13 | 27  | 54   | 63  | 69 |     |
| HU | -40            | IV-03  | 27   | 65    | II-09  | 26   | 24   | 19  | 26 | 28  | 61   | 65  | 58 |     |
| MT | -9             | II-06  | 15   | 52    | II-09  | 6    | 20   | 17  | 18 | 16  | 34   | 52  | 32 |     |
| NL | -3             | I-01   | 5    | 24    | II-09  | 2    | 0    | 3   | 2  | 5   | 16   | 24  | 16 |     |
| AT | -3             | II-07  | 13   | 37    | II-09  | 1    | 6    | 6   | 11 | 15  | 28   | 37  | 36 |     |
| PL | 2              | III-07 | 28   | 56    | II-92  | 4    | 4    | 6   | 8  | 15  | 20   | 23  | 24 |     |
| PT | 1              | III-00 | 15   | 40    | III-93 | 8    | 6    | 16  | 13 | 25  | 31   | 31  | 37 |     |
| RO | -13            | IV-03  | 20   | 50    | III-92 | 7    | 6    | 4   | 7  | 6   | 13   | 10  | 14 |     |
| SI | -10            | IV-07  | 18   | 61    | II-09  | -11  | -4   | -2  | 6  | 25  | 47   | 61  | 56 |     |
| SK | -12            | III-04 | 6    | 40    | I-09   | -3   | -4   | -3  | 4  | 12  | 40   | 24  | 35 |     |
| FI | -21            | II-95  | 22   | 81    | IV-91  | -12  | -11  | 0   | 14 | 35  | 53   | 55  | 63 |     |
| SE | -19            | III-00 | 10   | 61    | II-09  | -2   | 7    | 12  | 18 | 38  | 51   | 61  | 61 |     |
| UK | 10             | II-95  | 31   | 55    | II-09  | 27   | 24   | 20  | 28 | 33  | 43   | 55  | 50 |     |



TABLE 2b (continued): Quarterly survey of manufacturing industry

(Data collected in January, April, July and October each year.)

## Estimated number of months' production assured by orders on hand in manufacturing industry (s.a.)

(Question 10)

|    | Since 1990 (*) |        |      |       | 2007   | 2008 |      |      |      | 2009 |      |     |     |      |
|----|----------------|--------|------|-------|--------|------|------|------|------|------|------|-----|-----|------|
|    | Min.           |        | Ave. | Max.  |        | IV   | I    | II   | III  | IV   | I    | II  | III |      |
|    | Value          | Date   |      | Value |        |      |      |      |      |      |      |     |     | Date |
| EU | 2.7            | III-93 | 3.3  | 4.3   | III-08 | 4.3  | 4.2  | 4.3  | 4.3  | 4.0  | 3.5  | 3.1 | 3.1 |      |
| EA | 2.6            | III-96 | 3.1  | 3.6   | III-07 | 3.5  | 3.5  | 3.5  | 3.5  | 3.4  | 3.0  | 3.0 | 2.9 |      |
| BE | 2.8            | III-03 | 3.3  | 4.2   | III-90 | 3.9  | 3.8  | 3.9  | 3.7  | 3.6  | 3.3  | 3.1 | 3.1 |      |
| BG | 1.4            | IV-99  | 3.8  | 8.0   | II-03  | 5.0  | 5.3  | 5.3  | 4.9  | 4.9  | 4.1  | 4.2 | 4.0 |      |
| CZ | 6.2            | III-09 | 11.2 | 22.5  | II-01  | 9.3  | 9.0  | 8.7  | 8.7  | 8.4  | 6.3  | 6.2 | 6.2 |      |
| DK | 1.4            | III-00 | 2.0  | 3.2   | III-08 | 2.0  | 2.8  | 2.9  | 3.2  | 3.0  | 3.2  | 2.4 | 2.0 |      |
| DE | 2.2            | III-09 | 2.8  | 3.3   | III-90 | 3.0  | 3.1  | 3.1  | 3.0  | 2.8  | 2.4  | 2.3 | 2.2 |      |
| EE | 3.0            | III-09 | 4.9  | 7.2   | II-02  | 4.6  | 4.3  | 3.9  | 3.8  | 3.6  | 3.4  | 3.2 | 3.0 |      |
| IE | 1.6            | IV-93  | 2.6  | 3.7   | II-06  | 3.2  | 2.6  | 3.1  | :    | :    | :    | :   | :   |      |
| EL | 4.2            | III-09 | 5.4  | 6.6   | III-90 | 4.8  | 4.6  | 5.2  | 5.0  | 5.2  | 4.6  | 4.3 | 4.2 |      |
| ES | 1.5            | II-93  | 2.8  | 4.5   | IV-06  | 3.8  | 4.2  | 3.4  | 3.7  | 3.4  | 3.5  | 2.9 | 3.1 |      |
| FR | 2.5            | III-97 | 3.3  | 4.4   | I-02   | 3.9  | 3.6  | 3.7  | 3.5  | 3.6  | 3.1  | 3.9 | 3.7 |      |
| IT | 2.1            | III-96 | 3.5  | 4.7   | II-90  | 3.4  | 3.5  | 3.7  | 3.8  | 3.6  | 3.0  | 3.0 | 2.7 |      |
| CY | 2.4            | IV-08  | 3.7  | 4.8   | II-05  | 3.1  | 4.0  | 4.0  | 2.7  | 2.4  | 3.2  | 2.4 | 3.5 |      |
| LV | 2.9            | III-09 | 3.5  | 4.6   | IV-05  | 3.5  | 3.8  | 3.6  | 3.8  | 3.1  | 3.1  | 3.0 | 2.9 |      |
| LT | 2.1            | III-01 | 3.0  | 3.6   | III-06 | 3.3  | 3.1  | 3.5  | 3.0  | 3.3  | 2.6  | 2.3 | 2.2 |      |
| LU | 1.9            | IV-93  | 2.9  | 4.4   | IV-07  | 4.4  | 4.3  | 4.1  | 4.2  | 3.9  | 3.1  | 2.7 | 2.6 |      |
| HU | 2.9            | III-02 | 4.4  | 6.4   | III-08 | 5.5  | 4.5  | 5.0  | 6.4  | 5.1  | 5.2  | 4.9 | 3.8 |      |
| MT | 2.8            | II-04  | 4.2  | 6.1   | II-06  | 4.8  | 5.4  | 5.5  | 4.5  | 4.6  | 4.7  | 3.2 | 6.1 |      |
| NL | 2.1            | I-95   | 2.7  | 3.4   | III-08 | 3.3  | 3.3  | 3.3  | 3.4  | 3.3  | 3.1  | 3.0 | 2.9 |      |
| AT | 2.9            | I-01   | 3.9  | 5.9   | IV-01  | 4.7  | 4.4  | 4.8  | 4.5  | 4.6  | 4.2  | 3.7 | 3.6 |      |
| PL | 5.3            | I-01   | 6.9  | 8.6   | I-08   | 8.4  | 8.6  | 8.5  | 8.3  | 7.9  | 6.2  | 6.5 | 6.4 |      |
| PT | 2.7            | III-03 | 4.1  | 6.5   | IV-07  | 6.5  | 5.9  | 6.3  | 6.0  | 5.9  | 5.5  | 5.4 | 5.1 |      |
| RO | 1.4            | IV-01  | 6.5  | 8.6   | I-07   | 8.1  | 7.4  | 7.4  | 7.6  | 7.5  | 6.4  | 6.6 | 6.0 |      |
| SI | 2.8            | IV-98  | 4.3  | 5.1   | III-07 | 4.8  | 4.7  | 4.7  | 4.7  | 4.5  | 3.8  | 3.5 | 3.7 |      |
| SK | 4.8            | I-09   | 6.7  | 9.5   | I-01   | 6.6  | 5.3  | 5.4  | 5.6  | 5.8  | 4.8  | 4.9 | 5.3 |      |
| FI | 1.8            | III-09 | 3.3  | 4.8   | III-07 | 3.2  | 2.5  | 3.2  | 2.7  | 2.7  | 1.9  | 2.2 | 1.8 |      |
| SE | 1.8            | IV-96  | 4.3  | 16.4  | IV-07  | 16.4 | 13.5 | 15.9 | 15.7 | 13.4 | 11.8 | 3.0 | 2.9 |      |
| UK | 2.4            | I-95   | 3.2  | 4.2   | I-08   | 3.6  | 4.2  | 3.9  | 4.1  | 3.3  | 2.7  | 2.5 | 3.1 |      |

New orders in manufacturing industry (s.a.)<sup>(b)</sup>

(Question 11)

|    | Since 1990 (*) |        |      |       | 2007   | 2008 |     |     |     | 2009 |     |     |     |      |
|----|----------------|--------|------|-------|--------|------|-----|-----|-----|------|-----|-----|-----|------|
|    | Min.           |        | Ave. | Max.  |        | IV   | I   | II  | III | IV   | I   | II  | III |      |
|    | Value          | Date   |      | Value |        |      |     |     |     |      |     |     |     | Date |
| EU | -42            | I-09   | 0    | 21    | IV-94  | 8    | 6   | 1   | -7  | -22  | -42 | -41 | -22 |      |
| EA | -41            | I-09   | 1    | 19    | II-06  | 6    | 4   | -1  | -8  | -22  | -41 | -39 | -20 |      |
| BE | -26            | I-09   | -4   | 20    | IV-97  | 0    | 1   | -13 | -8  | -14  | -27 | -22 | -9  |      |
| BG | -38            | III-09 | 3    | 20    | II-07  | 8    | 16  | 14  | 8   | 0    | -14 | -35 | -38 |      |
| CZ | -52            | I-09   | 10   | 40    | IV-06  | 21   | 22  | 24  | 5   | -22  | -52 | -34 | -13 |      |
| DK | -60            | II-09  | 5    | 37    | III-94 | 9    | -5  | -13 | -14 | -28  | -53 | -60 | -32 |      |
| DE | -44            | I-09   | 0    | 26    | II-06  | 0    | -1  | -8  | -10 | -28  | -44 | -28 | -8  |      |
| EE | -50            | II-09  | 11   | 44    | I-07   | 1    | 9   | -5  | -15 | -27  | -43 | -50 | -33 |      |
| IE | -18            | IV-01  | 2    | 28    | III-95 | -4   | -5  | -10 | :   | :    | :   | :   | :   |      |
| EL | -16            | II-09  | 10   | 23    | IV-97  | 6    | 16  | 12  | 7   | -2   | -1  | -16 | -5  |      |
| ES | -21            | IV-08  | 4    | 14    | I-04   | 7    | 8   | -2  | -8  | -21  | -20 | -20 | -9  |      |
| FR | -56            | II-09  | -1   | 32    | II-00  | 18   | 13  | 15  | -6  | -19  | -45 | -56 | -35 |      |
| IT | -55            | II-09  | 1    | 28    | IV-94  | 7    | 6   | -4  | -12 | -20  | -51 | -55 | -42 |      |
| CY | -43            | II-03  | -12  | 26    | III-08 | -6   | -2  | 4   | 26  | 20   | -5  | -34 | -32 |      |
| LV | -55            | I-09   | 5    | 22    | IV-03  | 0    | -5  | -18 | -23 | -31  | -55 | -48 | -36 |      |
| LT | -51            | I-09   | 3    | 27    | III-06 | 1    | -1  | -21 | -13 | -23  | -51 | -48 | -36 |      |
| LU | -66            | I-09   | -8   | 32    | I-00   | 13   | -9  | -6  | -4  | -41  | -66 | -65 | -40 |      |
| HU | -59            | II-09  | -5   | 23    | III-00 | -9   | -4  | -2  | -7  | -18  | -54 | -59 | -34 |      |
| MT | -48            | II-09  | 7    | 43    | III-07 | 17   | 30  | 23  | -19 | -12  | -28 | -48 | -12 |      |
| NL | -35            | II-09  | 6    | 19    | IV-99  | 4    | 3   | -2  | 5   | -15  | -26 | -35 | -16 |      |
| AT | -41            | II-09  | 3    | 30    | III-06 | 11   | 5   | 8   | 0   | -12  | -34 | -41 | -25 |      |
| PL | -27            | I-09   | -1   | 25    | II-07  | 20   | 16  | 10  | 1   | -9   | -27 | -24 | -17 |      |
| PT | -65            | II-09  | -10  | 23    | IV-94  | -4   | -15 | 1   | -25 | -41  | -54 | -65 | -28 |      |
| RO | -24            | II-09  | 6    | 23    | III-03 | 4    | 4   | 7   | 4   | 2    | -12 | -24 | -22 |      |
| SI | -57            | II-09  | 5    | 34    | III-06 | 17   | 15  | 13  | 2   | -18  | -50 | -57 | -28 |      |
| SK | -33            | II-09  | 27   | 53    | IV-07  | 53   | 40  | 31  | 38  | 5    | -23 | -33 | 14  |      |
| FI | -56            | I-09   | 7    | 49    | I-00   | 8    | 3   | 7   | -5  | -29  | -56 | -46 | -31 |      |
| SE | -55            | I-09   | 4    | 48    | II-00  | 10   | -6  | 2   | -15 | -29  | -55 | -52 | 0   |      |
| UK | -53            | II-09  | -6   | 29    | I-95   | 15   | 9   | 3   | -2  | -24  | -42 | -53 | -34 |      |

TABLE 2b (continued): Quarterly survey of manufacturing industry

(Data collected in January, April, July and October each year.)

Export volume expectations in manufacturing industry (s.a.)<sup>(b)</sup>

(Question 12)

|           | Since 1990 (*) |        |       |      |        |      | 2007 |    |     | 2008 |     |     | 2009 |     |  |
|-----------|----------------|--------|-------|------|--------|------|------|----|-----|------|-----|-----|------|-----|--|
|           | Min.           |        | Ave.  |      | Max.   |      | IV   | I  | II  | III  | IV  | I   | II   | III |  |
|           | Value          | Date   | Value | Date | Value  | Date |      |    |     |      |     |     |      |     |  |
| <b>EU</b> | -28            | I-09   | 6     | 21   | I-95   | 11   | 11   | 10 | 4   | -13  | -28 | -24 | -10  |     |  |
| <b>EA</b> | -29            | I-09   | 7     | 20   | I-95   | 13   | 14   | 10 | 5   | -12  | -29 | -25 | -13  |     |  |
| <b>BE</b> | -26            | I-96   | -1    | 35   | IV-97  | -4   | 9    | 2  | 0   | -24  | -10 | -12 | 0    |     |  |
| <b>BG</b> | -2             | III-09 | 21    | 41   | III-95 | 24   | 23   | 19 | 16  | 18   | -1  | 2   | -2   |     |  |
| <b>CZ</b> | -42            | I-09   | 26    | 54   | IV-97  | 27   | 21   | 15 | 14  | -11  | -42 | -7  | -4   |     |  |
| <b>DK</b> | -21            | I-09   | 9     | 24   | I-98   | 3    | 5    | 3  | -5  | -10  | -21 | -11 | 6    |     |  |
| <b>DE</b> | -29            | I-09   | 6     | 21   | I-07   | 14   | 15   | 14 | 10  | -9   | -29 | -28 | -13  |     |  |
| <b>EE</b> | -28            | I-09   | 16    | 38   | III-00 | 15   | 13   | 12 | 7   | -4   | -28 | -26 | -9   |     |  |
| <b>IE</b> | -33            | IV-01  | 5     | 48   | II-04  | 32   | 7    | 2  | :   | :    | :   | :   | :    |     |  |
| <b>EL</b> | -12            | II-09  | 21    | 41   | IV-97  | 19   | 17   | 25 | 21  | 12   | -9  | -13 | -9   |     |  |
| <b>ES</b> | -14            | II-09  | 4     | 15   | IV-06  | 6    | 10   | -3 | -6  | -12  | -14 | -14 | -6   |     |  |
| <b>FR</b> | -49            | I-09   | 4     | 28   | I-95   | 10   | 15   | 13 | -4  | -26  | -49 | -35 | -18  |     |  |
| <b>IT</b> | -25            | II-09  | 11    | 27   | IV-94  | 14   | 13   | 6  | 8   | -6   | -25 | -25 | -14  |     |  |
| <b>CY</b> | -37            | II-09  | 16    | 50   | I-08   | 10   | 50   | 30 | -3  | 9    | -21 | -37 | -2   |     |  |
| <b>LV</b> | -19            | I-09   | 12    | 24   | IV-00  | 13   | 9    | 5  | 5   | -5   | -19 | -8  | -11  |     |  |
| <b>LT</b> | -25            | II-09  | 11    | 36   | III-97 | 11   | 21   | 3  | 6   | -16  | -25 | -25 | -19  |     |  |
| <b>LU</b> | -72            | I-09   | -8    | 41   | II-00  | -4   | 5    | -2 | -11 | -41  | -72 | -54 | -12  |     |  |
| <b>HU</b> | -37            | I-09   | 9     | 32   | IV-00  | 11   | 14   | 11 | 10  | -11  | -37 | -34 | -15  |     |  |
| <b>MT</b> | -22            | I-09   | 12    | 38   | I-08   | 23   | 38   | 31 | -16 | -8   | -22 | -2  | 16   |     |  |
| <b>NL</b> | -21            | I-09   | 7     | 22   | III-00 | 12   | 13   | 8  | 7   | -3   | -21 | -12 | -6   |     |  |
| <b>AT</b> | -23            | I-09   | 6     | 15   | IV-03  | 13   | 11   | 9  | 3   | -11  | -23 | -20 | -11  |     |  |
| <b>PL</b> | -14            | I-09   | 15    | 25   | III-04 | 24   | 20   | 18 | 13  | 4    | -14 | -10 | -5   |     |  |
| <b>PT</b> | -47            | I-09   | 4     | 30   | IV-94  | 7    | 9    | 12 | 0   | -15  | -47 | -33 | -32  |     |  |
| <b>RO</b> | -8             | II-09  | 15    | 35   | III-96 | 8    | 5    | 4  | 6   | 5    | -8  | -8  | -8   |     |  |
| <b>SI</b> | -32            | I-09   | 22    | 41   | I-07   | 32   | 38   | 38 | 25  | -1   | -32 | -22 | -10  |     |  |
| <b>SK</b> | -52            | II-09  | 30    | 75   | I-96   | 50   | 23   | 5  | 27  | -10  | -26 | -52 | 6    |     |  |
| <b>FI</b> | -32            | I-09   | 16    | 52   | III-05 | 16   | 35   | 17 | 3   | -28  | -32 | -19 | -22  |     |  |
| <b>SE</b> | -21            | IV-08  | 17    | 49   | I-04   | 1    | -18  | 28 | -4  | -21  | -4  | -8  | 40   |     |  |
| <b>UK</b> | -34            | IV-01  | 0     | 30   | III-95 | 2    | -2   | 7  | -1  | -16  | -32 | -30 | -15  |     |  |

(a) Answers to the questions whether, taking into account the level of order-books or production, capacity is more than sufficient (+), sufficient (=) or less than sufficient (-). Thus, negative balances (capacity less than sufficient) indicate high levels of capacity utilisation, whereas positive balances (capacity more than sufficient) are associated with low levels of capacity utilisation.

(b) Balances: i.e., differences between the percentages of respondents giving positive and negative replies.

TABLE 2c: Capacity utilisation by industrial branch (s.a.)

(Data collected in January, April, July and October each year.)

Degree of capacity utilisation in %

(Question 13)

|  |    | Since 1990 (*) |        |       |      |        |      | 2007 |      | 2008 |      |      |      | 2009 |     |  |
|--|----|----------------|--------|-------|------|--------|------|------|------|------|------|------|------|------|-----|--|
|  |    | Min.           |        | Ave.  |      | Max.   |      | IV   | I    | II   | III  | IV   | I    | II   | III |  |
|  |    | Value          | Date   | Value | Date | Value  | Date |      |      |      |      |      |      |      |     |  |
| CONSUMER GOODS                         | EU | 74.7           | III-09 | 80.2  | 86.1 | II-90  | 80.5 | 80.3 | 80.3 | 79.4 | 78.2 | 76.7 | 74.8 | 74.7 |     |  |
|  | EA | 74.4           | III-09 | 80.0  | 85.8 | II-90  | 80.0 | 80.2 | 79.9 | 78.8 | 78.6 | 76.4 | 74.5 | 74.4 |     |  |
| INVESTMENT GOODS                       | EU | 68.5           | III-09 | 83.2  | 88.6 | I-08   | 87.9 | 88.6 | 88.1 | 87.5 | 84.7 | 75.8 | 70.0 | 68.5 |     |  |
|  | EA | 67.6           | III-09 | 83.7  | 88.8 | I-08   | 88.4 | 88.8 | 88.2 | 87.7 | 85.2 | 76.1 | 69.5 | 67.6 |     |  |
| INTERMEDIATE GOODS                     | EU | 67.7           | III-09 | 81.5  | 86.1 | I-90   | 83.1 | 82.7 | 83.0 | 82.0 | 80.4 | 72.5 | 68.4 | 67.7 |     |  |
|  | EA | 67.3           | III-09 | 81.6  | 86.5 | I-90   | 83.1 | 82.8 | 82.9 | 81.9 | 80.5 | 72.5 | 67.7 | 67.3 |     |  |
| FOOD AND BEVERAGES                     | EU | 74.4           | III-09 | 79.3  | 83.5 | II-91  | 78.9 | 78.9 | 77.9 | 77.2 | 76.0 | 76.0 | 76.4 | 74.4 |     |  |
|  | EA | 74.8           | III-09 | 78.9  | 83.2 | II-91  | 78.6 | 78.2 | 78.0 | 77.4 | 76.5 | 76.5 | 76.1 | 74.8 |     |  |
| TEXTILES                               | EU | 66.3           | II-09  | 78.5  | 84.5 | I-90   | 77.2 | 77.0 | 76.4 | 74.8 | 74.4 | 68.9 | 66.3 | 66.5 |     |  |
|  | EA | 65.5           | II-09  | 78.3  | 84.8 | I-90   | 76.7 | 76.3 | 75.3 | 73.7 | 74.4 | 68.5 | 65.5 | 66.1 |     |  |
| WOOD AND WOOD PRODUCTS                 | EU | 70.3           | I-09   | 80.7  | 85.7 | I-07   | 83.5 | 81.1 | 80.7 | 78.3 | 77.2 | 70.3 | 70.4 | 70.9 |     |  |
|  | EA | 71.2           | III-09 | 80.7  | 86.1 | I-07   | 82.9 | 80.4 | 81.0 | 78.1 | 78.4 | 71.4 | 71.6 | 71.2 |     |  |
| PRINTING AND PUBLISHING                | EU | 75.1           | III-09 | 81.1  | 85.8 | III-90 | 82.5 | 81.9 | 80.9 | 81.1 | 79.0 | 77.7 | 75.4 | 75.1 |     |  |
|  | EA | 75.1           | II-09  | 81.3  | 86.2 | III-90 | 81.8 | 81.9 | 81.1 | 79.4 | 80.0 | 77.3 | 75.1 | 75.4 |     |  |
| NON-METALLIC MINERAL PRODUCTS          | EU | 69.0           | III-09 | 80.4  | 85.9 | I-07   | 82.6 | 82.1 | 82.2 | 80.0 | 77.7 | 71.9 | 70.4 | 69.0 |     |  |
|  | EA | 69.5           | III-09 | 80.6  | 85.5 | I-07   | 82.1 | 81.3 | 81.4 | 79.9 | 77.0 | 73.0 | 70.2 | 69.5 |     |  |
| BASIC METALS                           | EU | 59.0           | III-09 | 83.8  | 90.4 | IV-97  | 85.6 | 85.2 | 86.3 | 86.5 | 85.7 | 71.1 | 60.9 | 59.0 |     |  |
|  | EA | 59.8           | III-09 | 84.4  | 90.6 | IV-97  | 86.4 | 86.1 | 87.0 | 86.8 | 85.6 | 71.9 | 61.5 | 59.8 |     |  |
| METAL PRODUCTS                         | EU | 66.0           | III-09 | 79.7  | 85.7 | I-90   | 82.4 | 82.3 | 82.5 | 81.4 | 79.9 | 72.7 | 67.6 | 66.0 |     |  |
|  | EA | 64.7           | III-09 | 79.3  | 85.5 | I-90   | 82.0 | 81.8 | 82.1 | 81.0 | 79.8 | 72.1 | 66.4 | 64.7 |     |  |
| MACHINERY AND EQUIPMENT                | EU | 68.0           | III-09 | 82.8  | 89.0 | II-90  | 87.5 | 87.3 | 86.4 | 86.3 | 84.4 | 77.4 | 70.9 | 68.0 |     |  |
|  | EA | 67.7           | III-09 | 83.3  | 89.4 | II-90  | 88.2 | 87.8 | 87.2 | 87.1 | 85.1 | 77.6 | 71.1 | 67.7 |     |  |
| MEDICAL AND OPTICAL INSTRUMENTS        | EU | 76.3           | III-09 | 83.8  | 88.1 | I-01   | 85.9 | 86.7 | 86.9 | 86.4 | 85.4 | 83.3 | 77.1 | 76.3 |     |  |
|  | EA | 76.4           | III-09 | 84.3  | 89.3 | I-01   | 87.1 | 87.8 | 87.0 | 86.9 | 85.9 | 82.9 | 77.1 | 76.4 |     |  |
| MOTOR VEH., TRAILERS AND SEMI-TRAILERS | EU | 60.3           | II-09  | 85.3  | 91.8 | I-08   | 90.1 | 91.8 | 90.5 | 88.6 | 81.7 | 66.3 | 60.3 | 62.2 |     |  |
|  | EA | 61.6           | II-09  | 86.3  | 92.3 | I-01   | 90.5 | 92.0 | 90.7 | 88.9 | 84.4 | 68.2 | 61.6 | 62.0 |     |  |

TABLE 2d: Export volume expectations by industrial branch (s.a.)

(Data collected in January, April, July and October each year.)

Balances: i.e., differences between the percentages of respondents giving positive and negative replies

(Question 12)

|  |    | Since 1990 (*) |       |       |      |        |      | 2007 |    | 2008 |     |     |     | 2009 |     |  |
|--|----|----------------|-------|-------|------|--------|------|------|----|------|-----|-----|-----|------|-----|--|
|  |    | Min.           |       | Ave.  |      | Max.   |      | IV   | I  | II   | III | IV  | I   | II   | III |  |
|  |    | Value          | Date  | Value | Date | Value  | Date |      |    |      |     |     |     |      |     |  |
| CONSUMER GOODS                         | EU | -15            | II-09 | 7     | 17   | I-07   | 13   | 12   | 9  | 7    | -1  | -14 | -15 | -9   |     |  |
|  | EA | -19            | II-09 | 8     | 20   | II-06  | 14   | 16   | 10 | 10   | 0   | -14 | -19 | -11  |     |  |
| INVESTMENT GOODS                       | EU | -40            | I-09  | 6     | 23   | IV-94  | 17   | 15   | 15 | 7    | -19 | -40 | -33 | -18  |     |  |
|  | EA | -40            | I-09  | 7     | 23   | IV-04  | 19   | 19   | 14 | 8    | -18 | -41 | -34 | -18  |     |  |
| INTERMEDIATE GOODS                     | EU | -32            | I-09  | 5     | 26   | IV-94  | 8    | 10   | 10 | 2    | -14 | -32 | -26 | -8   |     |  |
|  | EA | -29            | I-09  | 5     | 25   | IV-94  | 8    | 9    | 7  | 2    | -14 | -29 | -26 | -9   |     |  |
| FOOD AND BEVERAGES                     | EU | -2             | I-02  | 8     | 19   | III-94 | 17   | 7    | 6  | 11   | 5   | 2   | -1  | -1   |     |  |
|  | EA | -4             | II-09 | 9     | 19   | I-95   | 16   | 12   | 11 | 11   | 5   | -2  | -4  | 0    |     |  |
| TEXTILES                               | EU | -31            | I-09  | 2     | 18   | III-94 | 3    | 4    | 7  | -4   | -16 | -31 | -24 | -18  |     |  |
|  | EA | -31            | I-09  | 3     | 20   | II-00  | 1    | 5    | 6  | -5   | -20 | -31 | -27 | -20  |     |  |
| WOOD AND WOOD PRODUCTS                 | EU | -32            | I-09  | 3     | 19   | II-94  | 0    | 2    | -1 | -7   | -13 | -32 | -24 | -18  |     |  |
|  | EA | -28            | II-09 | 3     | 18   | III-06 | 0    | 8    | 3  | -9   | -13 | -25 | -28 | -22  |     |  |
| PRINTING AND PUBLISHING                | EU | -15            | I-09  | 1     | 16   | I-95   | 11   | 10   | -1 | -5   | -11 | -15 | -8  | -13  |     |  |
|  | EA | -21            | II-09 | 2     | 19   | I-91   | 4    | 10   | -1 | -5   | -3  | -18 | -21 | -19  |     |  |
| NON-METALLIC MINERAL PRODUCTS          | EU | -21            | II-09 | 4     | 26   | I-07   | 7    | 3    | 7  | -1   | -13 | -20 | -21 | -13  |     |  |
|  | EA | -25            | II-09 | 4     | 27   | I-07   | 6    | 0    | 2  | -1   | -15 | -19 | -25 | -13  |     |  |
| BASIC METALS                           | EU | -44            | I-09  | 1     | 26   | III-94 | 1    | 9    | 7  | 4    | -21 | -44 | -42 | -5   |     |  |
|  | EA | -42            | II-09 | 1     | 26   | IV-94  | -3   | 3    | 5  | 3    | -16 | -42 | -42 | -8   |     |  |
| METAL PRODUCTS                         | EU | -37            | I-09  | 3     | 19   | I-95   | 8    | 11   | 10 | 2    | -16 | -37 | -36 | -24  |     |  |
|  | EA | -36            | II-09 | 3     | 18   | I-95   | 9    | 15   | 11 | 7    | -12 | -35 | -36 | -24  |     |  |
| MACHINERY AND EQUIPMENT                | EU | -38            | II-09 | 6     | 27   | IV-94  | 17   | 19   | 13 | 9    | -13 | -36 | -38 | -19  |     |  |
|  | EA | -40            | II-09 | 6     | 27   | IV-94  | 20   | 21   | 11 | 8    | -11 | -37 | -40 | -25  |     |  |
| MEDICAL AND OPTICAL INSTRUMENTS        | EU | -25            | II-09 | 12    | 32   | I-07   | 26   | 28   | 15 | 19   | 1   | -23 | -25 | 0    |     |  |
|  | EA | -24            | II-09 | 11    | 33   | I-08   | 22   | 33   | 8  | 16   | 2   | -21 | -25 | -8   |     |  |
| MOTOR VEH., TRAILERS AND SEMI-TRAILERS | EU | -59            | I-09  | 4     | 28   | II-98  | 23   | 14   | 13 | -1   | -45 | -59 | -32 | -11  |     |  |
|  | EA | -58            | I-09  | 6     | 35   | II-98  | 21   | 21   | 15 | 4    | -40 | -58 | -35 | -7   |     |  |

TABLE 3: Monthly survey of services (s.a.) <sup>(a) (b)</sup>

|   |           | Since 1990 (*) |       |       |       | 2008  |     |     | 2009 |     |     |     |     |     |     |     |     |     |
|---|-----------|----------------|-------|-------|-------|-------|-----|-----|------|-----|-----|-----|-----|-----|-----|-----|-----|-----|
|   |           | Min.           |       | Ave.  |       | Oct   | Nov | Dec | Jan  | Feb | Mar | Apr | May | Jun | Jul | Aug | Sep |     |
|   |           | Value          | Date  | Value | Date  |       |     |     |      |     |     |     |     |     |     |     |     |     |
| SERVICES<br>CONFIDENCE<br>INDICATOR   | <b>EU</b> | -31            | 03-09 | 13    | 32    | 06-98 | -10 | -18 | -23  | -28 | -29 | -31 | -30 | -26 | -23 | -19 | -11 | -11 |
|   | <b>EA</b> | -25            | 03-09 | 15    | 33    | 08-98 | -7  | -12 | -17  | -22 | -24 | -25 | -24 | -23 | -20 | -18 | -11 | -9  |
|   | <b>BE</b> | -38            | 02-09 | 12    | 33    | 08-07 | 3   | -9  | -24  | -35 | -38 | -29 | -34 | -31 | -29 | -27 | -20 | -18 |
|   | <b>BG</b> | -11            | 09-09 | 28    | 48    | 03-07 | 38  | 34  | 8    | 6   | 3   | 1   | -5  | -7  | -11 | -8  | -8  | -11 |
|   | <b>CZ</b> | 6              | 08-09 | 38    | 49    | 01-07 | 35  | 25  | 21   | 17  | 12  | 12  | 17  | 13  | 8   | 14  | 6   | 7   |
|   | <b>DK</b> | -9             | 02-09 | 24    | 38    | 04-04 | 6   | 0   | -4   | -5  | -9  | -5  | -4  | 6   | 6   | 4   | 12  | 11  |
|   | <b>DE</b> | -18            | 12-02 | 21    | 52    | 03-99 | -1  | -6  | -12  | -15 | -14 | -16 | -13 | -11 | -8  | -5  | 3   | 6   |
|   | <b>EE</b> | -50            | 02-09 | 10    | 38    | 01-06 | -18 | -27 | -41  | -45 | -50 | -49 | -50 | -38 | -34 | -38 | -27 | -16 |
|   | <b>IE</b> | -13            | 05-03 | 15    | 44    | 08-98 | :   | :   | :    | :   | :   | :   | :   | :   | :   | :   | :   | :   |
|   | <b>EL</b> | -19            | 04-09 | 24    | 61    | 08-00 | 17  | 8   | -10  | -17 | -16 | -17 | -19 | -17 | -15 | -15 | -10 | -19 |
|   | <b>ES</b> | -37            | 05-09 | 21    | 56    | 06-98 | -20 | -26 | -34  | -35 | -34 | -30 | -26 | -37 | -34 | -26 | -24 | -23 |
|   | <b>FR</b> | -30            | 04-09 | 3     | 25    | 06-90 | -7  | -10 | -14  | -19 | -21 | -27 | -30 | -29 | -26 | -23 | -18 | -15 |
|   | <b>IT</b> | -33            | 03-09 | 15    | 43    | 02-98 | -17 | -20 | -24  | -29 | -31 | -33 | -27 | -17 | -17 | -19 | -7  | -10 |
|   | <b>CY</b> | -21            | 06-09 | 7     | 34    | 08-07 | 7   | -1  | 1    | 1   | -5  | -13 | -13 | -13 | -21 | -15 | -17 | -12 |
|   | <b>LV</b> | -44            | 03-09 | 6     | 20    | 01-07 | -7  | -13 | -22  | -35 | -39 | -44 | -42 | -41 | -41 | -40 | -38 | -36 |
|   | <b>LT</b> | -46            | 03-09 | 11    | 34    | 07-06 | -7  | -12 | -11  | -35 | -41 | -46 | -45 | -44 | -41 | -40 | -35 | -30 |
|   | <b>HU</b> | -44            | 03-09 | -7    | 14    | 03-02 | -15 | -27 | -29  | -34 | -42 | -44 | -44 | -36 | -39 | -37 | -36 | -36 |
|   | <b>NL</b> | -42            | 04-09 | 15    | 41    | 04-07 | -4  | -13 | -19  | -29 | -40 | -42 | -42 | -36 | -32 | -34 | -23 | -19 |
|   | <b>AT</b> | -26            | 05-09 | 13    | 30    | 03-98 | 4   | -9  | -13  | -14 | -19 | -23 | -24 | -26 | -24 | -22 | -14 | -8  |
|   | <b>PL</b> | -8             | 01-03 | 8     | 25    | 04-08 | 15  | 12  | 10   | -1  | -6  | -7  | -6  | -4  | -4  | -2  | 0   | 1   |
| <b>PT</b>   | -23       | 04-09          | 5     | 29    | 06-01 | -4    | -6  | -6  | -19  | -23 | -23 | -23 | -18 | -18 | -12 | -9  | -9  |     |
| <b>RO</b>   | -15       | 08-09          | 22    | 57    | 06-04 | 23    | 13  | 9   | 7    | -6  | -13 | -10 | -11 | -11 | -9  | -15 | -13 |     |
| <b>SI</b>   | -28       | 04-09          | 18    | 32    | 10-02 | 17    | 1   | -6  | -12  | -18 | -21 | -28 | -23 | -21 | -24 | -24 | -24 |     |
| <b>SK</b>   | -24       | 05-09          | 34    | 60    | 06-03 | 13    | 3   | 0   | 7    | -1  | -12 | -20 | -24 | -20 | -22 | -16 | -7  |     |
| <b>FI</b>   | -26       | 03-09          | 23    | 61    | 09-00 | 0     | -10 | -15 | -21  | -19 | -26 | -23 | -23 | -15 | -13 | -10 | -12 |     |
| <b>SE</b>   | -26       | 04-09          | 18    | 46    | 12-00 | 0     | -15 | -18 | -18  | -24 | -24 | -26 | -20 | -19 | -11 | -8  | -3  |     |
| <b>UK</b>   | -60       | 03-09          | 8     | 37    | 10-97 | -30   | -47 | -51 | -57  | -58 | -60 | -58 | -45 | -41 | -32 | -15 | -25 |     |
| ASSESSMENT<br>OF BUSINESS<br>SITUATION<br>OVER THE PAST<br>3 MONTHS<br>(Question 1) | <b>EU</b> | -39            | 03-09 | 8     | 35    | 06-00 | -15 | -23 | -32  | -36 | -37 | -39 | -38 | -33 | -32 | -29 | -19 | -18 |
|   | <b>EA</b> | -34            | 03-09 | 11    | 39    | 06-00 | -13 | -21 | -27  | -32 | -33 | -34 | -32 | -29 | -26 | -24 | -16 | -15 |
|   | <b>BE</b> | -54            | 04-09 | -1    | 32    | 06-07 | -11 | -16 | -31  | -49 | -46 | -43 | -55 | -44 | -40 | -39 | -30 | -30 |
|   | <b>BG</b> | -11            | 06-09 | 31    | 65    | 03-07 | 45  | 39  | 3    | 1   | -2  | 4   | -6  | -6  | -11 | -6  | -7  | -10 |
|   | <b>CZ</b> | 24             | 09-09 | 59    | 73    | 12-06 | 58  | 49  | 45   | 46  | 44  | 40  | 44  | 44  | 35  | 34  | 28  | 24  |
|   | <b>DK</b> | -16            | 02-09 | 19    | 41    | 04-00 | -1  | -6  | -12  | -13 | -16 | -14 | -14 | -5  | -5  | -5  | 4   | 4   |
|   | <b>DE</b> | -35            | 01-03 | 21    | 63    | 12-98 | 0   | -7  | -15  | -19 | -17 | -19 | -14 | -14 | -12 | -7  | 1   | 3   |
|   | <b>EE</b> | -54            | 04-09 | 12    | 47    | 11-02 | -15 | -23 | -42  | -49 | -51 | -46 | -54 | -45 | -42 | -43 | -29 | -18 |
|   | <b>IE</b> | -20            | 06-05 | 17    | 52    | 11-99 | :   | :   | :    | :   | :   | :   | :   | :   | :   | :   | :   | :   |
|   | <b>EL</b> | -42            | 04-03 | 14    | 58    | 09-00 | 23  | 11  | -7   | -15 | -16 | -14 | -18 | -15 | -12 | -14 | -12 | -14 |
|   | <b>ES</b> | -47            | 05-09 | 19    | 67    | 04-00 | -23 | -34 | -40  | -42 | -37 | -32 | -32 | -47 | -42 | -36 | -35 | -34 |
|   | <b>FR</b> | -35            | 09-96 | -1    | 29    | 06-00 | -7  | -12 | -18  | -22 | -25 | -30 | -31 | -31 | -28 | -25 | -22 | -19 |
|   | <b>IT</b> | -60            | 02-09 | 5     | 44    | 02-01 | -40 | -50 | -53  | -56 | -60 | -58 | -47 | -26 | -29 | -30 | -12 | -16 |
|   | <b>CY</b> | -33            | 06-02 | 0     | 26    | 08-07 | 1   | -12 | -4   | -2  | -9  | -15 | -14 | -18 | -22 | -27 | -30 | -20 |
|   | <b>LV</b> | -43            | 03-09 | 4     | 19    | 04-03 | -12 | -15 | -23  | -38 | -40 | -44 | -39 | -40 | -40 | -39 | -39 | -35 |
|   | <b>LT</b> | -49            | 05-09 | 11    | 51    | 03-03 | -15 | -10 | -14  | -36 | -47 | -44 | -48 | -49 | -47 | -47 | -38 | -34 |
|   | <b>HU</b> | -41            | 02-09 | -8    | 18    | 05-02 | -16 | -29 | -27  | -34 | -41 | -41 | -39 | -35 | -40 | -35 | -37 | -37 |
|   | <b>NL</b> | -67            | 04-09 | 12    | 70    | 12-00 | -28 | -37 | -48  | -53 | -62 | -65 | -67 | -63 | -56 | -61 | -42 | -40 |
|   | <b>AT</b> | -29            | 05-09 | 10    | 30    | 03-98 | 3   | -8  | -14  | -13 | -16 | -21 | -28 | -29 | -27 | -26 | -19 | -11 |
|   | <b>PL</b> | -11            | 03-09 | 7     | 20    | 03-08 | 13  | 10  | 5    | -6  | -9  | -11 | -9  | -11 | -7  | -7  | -4  | -4  |
| <b>PT</b>   | -24       | 07-09          | 1     | 24    | 11-97 | -12   | -11 | -11 | -20  | -18 | -20 | -23 | -22 | -21 | -24 | -19 | -21 |     |
| <b>RO</b>   | -12       | 08-09          | 27    | 67    | 04-03 | 25    | 18  | 12  | 7    | -6  | -9  | -9  | -11 | -9  | -5  | -12 | -10 |     |
| <b>SI</b>   | -21       | 09-09          | 19    | 44    | 10-02 | 21    | 11  | 4   | 0    | -8  | -14 | -19 | -18 | -15 | -18 | -17 | -21 |     |
| <b>SK</b>   | -29       | 04-09          | 30    | 63    | 12-02 | 12    | -6  | -4  | 3    | 2   | -13 | -29 | -28 | -27 | -28 | -24 | -17 |     |
| <b>FI</b>   | -46       | 03-03          | 12    | 79    | 05-98 | -21   | -29 | -32 | -38  | -33 | -42 | -42 | -32 | -26 | -26 | -21 | -15 |     |
| <b>SE</b>   | -60       | 01-02          | 12    | 52    | 01-07 | 4     | -15 | -20 | -22  | -23 | -27 | -24 | -26 | -24 | -14 | -4  | 3   |     |
| <b>UK</b>   | -72       | 04-09          | -5    | 27    | 12-97 | -33   | -43 | -60 | -62  | -65 | -69 | -72 | -58 | -63 | -54 | -36 | -38 |     |
| EVOLUTION<br>OF DEMAND<br>OVER THE PAST<br>3 MONTHS<br>(Question 2)                 | <b>EU</b> | -30            | 03-09 | 12    | 31    | 03-98 | -7  | -14 | -21  | -26 | -28 | -30 | -29 | -30 | -26 | -19 | -10 | -12 |
|   | <b>EA</b> | -25            | 05-09 | 12    | 32    | 03-98 | -4  | -8  | -15  | -19 | -19 | -23 | -22 | -25 | -22 | -19 | -10 | -10 |
|   | <b>BE</b> | -35            | 02-09 | 12    | 41    | 11-97 | 13  | 3   | -15  | -28 | -35 | -11 | -18 | -21 | -26 | -16 | -18 | -20 |
|   | <b>BG</b> | -26            | 09-09 | 20    | 43    | 04-07 | 30  | 26  | 16   | 11  | 8   | -5  | -12 | -16 | -21 | -18 | -20 | -26 |
|   | <b>CZ</b> | -12            | 08-09 | 25    | 41    | 04-07 | 22  | 12  | 10   | 3   | -9  | -6  | 1   | -10 | -11 | -2  | -12 | -8  |
|   | <b>DK</b> | -9             | 02-09 | 25    | 44    | 01-04 | 7   | 1   | -6   | -5  | -9  | -5  | -8  | 3   | 3   | 4   | 12  | 7   |
|   | <b>DE</b> | -24            | 01-03 | 17    | 43    | 09-98 | 1   | -5  | -14  | -16 | -18 | -19 | -12 | -13 | -8  | -6  | 2   | 5   |
|   | <b>EE</b> | -61            | 04-09 | 9     | 49    | 01-06 | -24 | -31 | -49  | -56 | -58 | -55 | -61 | -49 | -43 | -45 | -26 | -20 |
|   | <b>IE</b> | -24            | 10-03 | 9     | 46    | 08-98 | :   | :   | :    | :   | :   | :   | :   | :   | :   | :   | :   | :   |
|   | <b>EL</b> | -23            | 05-09 | 28    | 71    | 06-01 | 22  | 14  | -6   | -16 | -11 | -17 | -21 | -23 | -16 | -17 | -10 | -17 |
|   | <b>ES</b> | -50            | 05-09 | 14    | 56    | 06-98 | -26 | -35 | -41  | -46 | -39 | -36 | -35 | -50 | -46 | -39 | -34 | -35 |
|   | <b>FR</b> | -33            | 03-97 | 5     | 36    | 01-90 | -6  | -5  | -9   | -14 | -13 | -22 | -30 | -28 | -28 | -20 | -12 | -10 |
|   | <b>IT</b> | -28            | 08-02 | 13    | 44    | 02-07 | -9  | -8  | -19  | -23 | -15 | -25 | -18 | -25 | -20 | -25 | -7  | -14 |
|   | <b>CY</b> | -35            | 08-02 | 3     | 33    | 07-07 | 3   | -8  | 0    | 2   | -5  | -10 | -17 | -26 | -31 | -24 | -26 | -24 |
|   | <b>LV</b> | -47            | 04-09 | 3     | 21    | 01-07 | -14 | -19 | -25  | -42 | -43 | -46 | -47 | -46 | -46 | -44 | -42 | -41 |
|   | <b>LT</b> | -54            | 03-09 | 12    | 45    | 07-06 | -10 | -11 | -10  | -44 | -43 | -54 | -49 | -49 | -46 | -47 | -38 | -33 |
|   | <b>HU</b> | -47            | 09-09 | -8    | 13    | 03-02 | -16 | -27 | -28  | -37 | -41 | -43 | -44 | -41 | -45 | -40 | -42 | -47 |
|   | <b>NL</b> | -49            | 03-01 | 5     | 50    | 06-98 | -2  | -7  | -3   | -14 | -32 | -39 | -32 | -25 | -23 | -25 | -15 | -18 |
|   | <b>AT</b> | -28            | 05-09 | 14    | 35    | 03-98 | 6   | -8  | -16  | -12 | -15 | -21 | -27 | -28 | -26 | -26 | -19 | -12 |
|   | <b>PL</b> | -19            | 01-03 | 5     | 22    | 04-08 | 11  | 11  | 10   | -3  | -8  | -9  | -8  | -7  | -7  | -6  | -2  | -4  |
| <b>PT</b>   | -34       | 03-09          | 2     | 26    | 06-01 | -6    | -8  | -2  | -22  | -32 | -34 | -28 | -23 | -24 | -18 | -13 | -9  |     |
| <b>RO</b>   | -17       | 08-09          | 18    | 57    | 06-04 | 17    | 10  | 4   | 2    | -3  | -14 | -14 | -14 | -11 | -8  | -17 | -15 |     |
| <b>SI</b>   | -39       | 04-09          | 13    | 30    | 03-07 | 9     | -5  | -10 | -2   |     |     |     |     |     |     |     |     |     |

TABLE 3: (continued) Monthly survey of services (s.a.) (10/10)

|  |     | Since 1990 (*) |       |       |       | 2008  |     |     | 2009 |     |     |     |     |     |     |     |     |     |
|--|-----|----------------|-------|-------|-------|-------|-----|-----|------|-----|-----|-----|-----|-----|-----|-----|-----|-----|
|  |     | Min.           |       | Ave.  |       | Oct   | Nov | Dec | Jan  | Feb | Mar | Apr | May | Jun | Jul | Aug | Sep |     |
|  |     | Value          | Date  | Value | Date  |       |     |     |      |     |     |     |     |     |     |     |     |     |
| EVOLUTION OF DEMAND  | EU  | -24            | 03-09 | 20    | 37    | 06-98 | -8  | -15 | -16  | -22 | -23 | -24 | -23 | -15 | -11 | -11 | -3  | -4  |
|  | EA  | -19            | 03-09 | 20    | 38    | 05-00 | -3  | -7  | -10  | -15 | -19 | -19 | -19 | -14 | -11 | -9  | -5  | -2  |
| EXPECTED OVER THE NEXT 3 MONTHS (Question 3)                         | BE  | -33            | 02-09 | 25    | 51    | 01-95 | 6   | -13 | -27  | -28 | -33 | -31 | -29 | -27 | -22 | -25 | -12 | -5  |
|  | BG  | -1             | 07-09 | 33    | 57    | 05-02 | 39  | 37  | 6    | 6   | 2   | 4   | 3   | 1   | -1  | -1  | 3   | 3   |
| Component of the services confidence indicator                       | CZ  | 1              | 06-09 | 29    | 48    | 01-07 | 26  | 16  | 8    | 1   | 2   | 1   | 5   | 5   | 1   | 9   | 3   | 5   |
|  | DK  | -1             | 02-09 | 28    | 41    | 12-04 | 11  | 5   | 6    | 3   | -1  | 5   | 9   | 21  | 18  | 12  | 19  | 21  |
|  | DE  | -16            | 11-01 | 25    | 59    | 09-00 | -4  | -7  | -6   | -12 | -8  | -10 | -12 | -8  | -5  | -1  | 6   | 10  |
|  | EE  | -46            | 03-09 | 10    | 33    | 12-05 | -15 | -28 | -33  | -30 | -42 | -46 | -34 | -18 | -17 | -25 | -25 | -11 |
|  | IE  | -7             | 05-03 | 17    | 45    | 06-98 | :   | :   | :    | :   | :   | :   | :   | :   | :   | :   | :   | :   |
|  | EL  | -25            | 09-09 | 31    | 75    | 09-01 | 6   | -1  | -18  | -21 | -22 | -20 | -19 | -15 | -17 | -14 | -9  | -25 |
|  | ES  | -27            | 02-09 | 29    | 59    | 06-98 | -11 | -8  | -21  | -18 | -27 | -23 | -11 | -14 | -15 | -4  | -1  | -2  |
|  | FR  | -29            | 04-09 | 4     | 32    | 03-01 | -8  | -13 | -15  | -21 | -24 | -28 | -29 | -28 | -22 | -23 | -21 | -16 |
|  | IT  | -17            | 02-09 | 25    | 57    | 06-01 | -3  | -2  | 1    | -6  | -17 | -16 | -16 | -1  | -1  | -2  | 0   | 0   |
|  | CY  | -13            | 03-09 | 19    | 49    | 03-07 | 18  | 18  | 8    | 4   | -2  | -13 | -9  | 4   | -9  | 6   | 5   | 6   |
|  | LV  | -42            | 03-09 | 10    | 26    | 08-07 | 3   | -6  | -18  | -25 | -34 | -42 | -39 | -37 | -35 | -36 | -32 | -32 |
|  | LT  | -41            | 03-09 | 10    | 30    | 02-03 | 3   | -14 | -10  | -26 | -33 | -41 | -39 | -33 | -28 | -26 | -29 | -24 |
|  | HU  | -49            | 04-09 | -4    | 16    | 02-02 | -11 | -24 | -31  | -31 | -45 | -48 | -49 | -33 | -31 | -35 | -29 | -24 |
|  | NL  | -28            | 04-09 | 25    | 54    | 07-00 | 18  | 5   | -6   | -19 | -28 | -20 | -28 | -19 | -17 | -17 | -10 | 2   |
|  | AT  | -26            | 03-09 | 16    | 34    | 06-98 | 2   | -11 | -8   | -16 | -25 | -26 | -19 | -21 | -19 | -15 | -4  | -2  |
|  | PL  | -12            | 03-03 | 12    | 32    | 04-08 | 22  | 16  | 13   | 5   | -2  | -2  | -1  | 5   | 4   | 8   | 7   | 10  |
|  | PT  | -19            | 02-09 | 12    | 40    | 06-01 | 8   | 1   | -5   | -15 | -19 | -14 | -19 | -9  | -8  | 6   | 6   | 2   |
|  | RO  | -18            | 03-09 | 21    | 54    | 06-04 | 26  | 11  | 10   | 13  | -9  | -18 | -9  | -8  | -13 | -13 | -17 | -14 |
|  | SI  | -26            | 04-09 | 21    | 34    | 01-08 | 20  | -3  | -12  | -11 | -15 | -19 | -27 | -16 | -14 | -19 | -20 | -16 |
|  | SK  | -18            | 03-09 | 40    | 64    | 06-03 | 14  | 5   | 1    | 10  | -11 | -19 | -9  | -14 | -16 | -11 | -14 | -1  |
| FI   | -22 | 01-09          | 30    | 73    | 06-07 | 6     | -7  | -15 | -22  | -15 | -18 | -10 | -15 | -7  | -5  | -2  | -12 |     |
| SE   | -26 | 04-09          | 23    | 66    | 02-01 | -2    | -7  | -17 | -15  | -17 | -14 | -26 | -6  | -5  | 2   | -1  | 2   |     |
| UK   | -55 | 11-08          | 20    | 57    | 10-97 | -34   | -55 | -46 | -54  | -45 | -51 | -43 | -23 | -14 | -20 | 3   | -15 |     |
| EVOLUTION OF EMPLOYMENT OVER THE PAST 3 MONTHS (Question 4)          | EU  | -23            | 07-09 | 8     | 25    | 08-98 | -1  | -5  | -9   | -16 | -18 | -21 | -22 | -22 | -23 | -17 | -18 |     |
|  | EA  | -17            | 03-09 | 9     | 27    | 01-99 | 0   | -3  | -7   | -9  | -14 | -17 | -17 | -16 | -17 | -14 | -14 |     |
| EVOLUTION OF EMPLOYMENT EXPECTED OVER THE NEXT 3 MONTHS (Question 5) | BE  | -46            | 04-09 | 6     | 30    | 08-98 | -5  | -3  | -9   | -32 | -32 | -42 | -46 | -38 | -32 | -38 | -25 | -25 |
|  | BG  | -30            | 08-02 | -7    | 19    | 08-07 | 4   | 2   | 9    | 8   | 7   | -4  | -1  | -3  | -4  | -6  | -10 | -9  |
|  | CZ  | -46            | 08-09 | -8    | 19    | 02-08 | 10  | 10  | 3    | -10 | 8   | -12 | -21 | -25 | -34 | -45 | -46 | -38 |
|  | DK  | -9             | 03-09 | 10    | 24    | 12-06 | 3   | 2   | 1    | -3  | -5  | -9  | -7  | -5  | -8  | -6  | -2  | -3  |
|  | DE  | -20            | 12-02 | 13    | 44    | 03-99 | 11  | 4   | 0    | -4  | -1  | -7  | -10 | -10 | -11 | -8  | -7  | -7  |
|  | EE  | -28            | 02-09 | 3     | 17    | 03-07 | -14 | -14 | -23  | -27 | -28 | -23 | -26 | -23 | -22 | -23 | -21 | -19 |
|  | IE  | -36            | 05-05 | 0     | 25    | 02-98 | :   | :   | :    | :   | :   | :   | :   | :   | :   | :   | :   |     |
|  | EL  | -42            | 06-01 | 6     | 44    | 06-00 | 10  | 3   | -3   | -4  | -7  | -12 | -14 | -13 | -16 | -13 | -17 | -21 |
|  | ES  | -24            | 02-09 | 13    | 45    | 08-98 | -13 | -7  | -19  | -14 | -24 | -16 | -14 | -19 | -22 | -23 | -17 | -20 |
|  | FR  | -27            | 06-93 | 4     | 23    | 12-90 | -5  | -7  | -11  | -13 | -14 | -22 | -24 | -26 | -22 | -22 | -13 | -17 |
|  | IT  | -24            | 02-09 | 4     | 25    | 04-06 | -5  | -8  | -12  | -4  | -24 | -22 | -9  | -1  | -7  | -8  | -14 | -7  |
|  | CY  | -23            | 06-02 | -1    | 24    | 06-08 | 17  | 7   | 5    | -3  | -8  | -4  | -5  | -13 | -12 | -15 | -11 | 1   |
|  | LV  | -47            | 08-09 | 0     | 13    | 09-06 | -8  | -10 | -18  | -31 | -35 | -42 | -41 | -41 | -40 | -45 | -47 | -41 |
|  | LT  | -56            | 08-09 | -4    | 41    | 04-07 | -15 | -15 | -11  | -35 | -41 | -45 | -42 | -45 | -44 | -44 | -56 | -46 |
|  | HU  | -29            | 04-09 | -10   | 2     | 03-02 | -7  | -10 | -16  | -19 | -24 | -26 | -29 | -25 | -29 | -26 | -18 | -21 |
|  | NL  | -37            | 09-09 | 14    | 66    | 06-98 | 9   | 3   | -1   | -13 | -19 | -24 | -25 | -31 | -30 | -36 | -31 | -37 |
|  | AT  | -20            | 04-09 | 5     | 18    | 07-98 | 0   | -2  | -3   | 0   | -6  | -9  | -20 | -15 | -17 | -19 | -16 | -14 |
|  | PL  | -14            | 02-04 | 1     | 16    | 04-08 | 13  | 12  | 9    | 9   | 9   | 2   | -3  | -2  | -5  | -8  | -8  | -7  |
|  | PT  | -34            | 05-03 | -4    | 28    | 07-98 | -9  | -11 | -13  | -18 | -23 | -11 | -23 | -16 | -18 | -11 | -19 | -14 |
|  | RO  | -30            | 01-03 | 0     | 22    | 12-04 | 5   | -5  | -5   | 2   | -8  | -12 | -12 | -12 | -17 | -15 | -18 | -17 |
| SI   | -21 | 08-09          | 6     | 25    | 10-06 | 14    | 6   | -1  | -5   | -5  | -9  | -15 | -13 | -17 | -21 | -21 | -21 |     |
| SK   | -67 | 12-04          | -34   | 3     | 07-02 | -22   | -19 | -26 | -45  | -40 | -46 | -52 | -46 | -47 | -44 | -30 | -20 |     |
| FI   | -26 | 04-97          | 22    | 91    | 11-97 | -1    | 1   | -1  | -4   | 0   | -8  | -14 | -22 | -21 | -19 | -22 | -21 |     |
| SE   | -40 | 04-03          | 4     | 42    | 01-01 | 1     | -3  | -13 | -21  | -32 | -28 | -37 | -38 | -39 | -39 | -33 | -36 |     |
| UK   | -49 | 07-09          | 6     | 30    | 11-07 | -7    | -17 | -19 | -44  | -40 | -41 | -45 | -46 | -42 | -49 | -26 | -31 |     |
| EVOLUTION OF EMPLOYMENT EXPECTED OVER THE NEXT 3 MONTHS (Question 5) | EU  | -23            | 04-09 | 9     | 26    | 06-98 | 0   | -10 | -16  | -21 | -23 | -20 | -23 | -18 | -14 | -16 | -12 | -13 |
|  | EA  | -18            | 04-09 | 8     | 26    | 04-00 | 0   | -5  | -11  | -13 | -17 | -17 | -18 | -17 | -13 | -11 | -13 | -11 |
|  | BG  | -34            | 03-09 | 15    | 39    | 10-07 | 12  | -5  | -20  | -21 | -29 | -34 | -32 | -31 | -22 | -26 | -22 | -18 |
|  | CZ  | -29            | 05-02 | -3    | 26    | 08-07 | 19  | 16  | -3   | 0   | -2  | -16 | -9  | -8  | -8  | -9  | -9  | -15 |
|  | DK  | -40            | 02-09 | -12   | 18    | 01-08 | 0   | -3  | -19  | -18 | -40 | -27 | -14 | -17 | -18 | -12 | -11 | -17 |
|  | DE  | -5             | 02-09 | 13    | 24    | 04-06 | 7   | 4   | 4    | -3  | -5  | -1  | -3  | 2   | 3   | 3   | 5   | 4   |
|  | EE  | -12            | 03-09 | 3     | 17    | 08-07 | 2   | -4  | -6   | -8  | -11 | -12 | -12 | -8  | -11 | -4  | -4  | -6  |
|  | IE  | -13            | 11-04 | 7     | 31    | 04-98 | :   | :   | :    | :   | :   | :   | :   | :   | :   | :   | :   |     |
|  | EL  | -33            | 12-00 | 9     | 47    | 05-99 | 1   | -5  | -15  | -19 | -19 | -12 | -15 | -21 | -20 | -16 | -15 | -23 |
|  | ES  | -16            | 02-09 | 14    | 41    | 04-00 | -1  | -1  | -10  | -13 | -16 | -4  | -6  | -5  | -4  | -13 | -7  | -7  |
|  | FR  | -31            | 06-97 | 1     | 21    | 06-98 | -1  | -10 | -14  | -15 | -21 | -25 | -27 | -29 | -22 | -19 | -18 | -16 |
|  | IT  | -19            | 05-09 | 9     | 34    | 06-00 | -6  | -3  | -12  | -16 | -16 | -14 | -17 | -19 | 0   | 1   | -12 | -8  |
|  | CY  | -12            | 07-09 | 4     | 24    | 06-08 | 12  | 14  | 3    | 4   | 1   | -2  | -3  | -10 | -7  | -12 | -7  | -8  |
|  | LV  | -39            | 04-09 | 5     | 18    | 08-07 | -1  | -7  | -17  | -24 | -32 | -38 | -39 | -33 | -36 | -33 | -31 | -28 |
|  | LT  | -49            | 05-02 | -1    | 34    | 01-07 | -5  | -7  | -5   | -22 | -36 | -32 | -42 | -43 | -43 | -37 | -40 | -40 |
|  | HU  | -31            | 04-09 | -6    | 6     | 05-04 | -8  | -19 | -22  | -24 | -24 | -25 | -31 | -19 | -23 | -18 | -18 | -13 |
|  | NL  | -31            | 07-09 | 16    | 40    | 01-99 | 6   | -6  | -14  | -17 | -24 | -23 | -28 | -24 | -25 | -31 | -26 | -20 |
|  | AT  | -18            | 04-09 | 7     | 27    | 09-98 | 6   | -2  | -6   | -11 | -13 | -16 | -18 | -13 | -15 | -16 | -12 | -14 |
|  | PL  | -12            | 02-04 | 2     | 24    | 01-08 | 15  | 13  | 8    | -1  | -3  | -6  | -8  | -6  | -6  | -8  | -7  | -6  |
|  | PT  | -32            | 08-05 | -1    | 37    | 08-03 | -8  | -8  | -10  | -12 | -18 | -18 | -11 | -10 | -7  | 0   | -11 | -13 |
| RO   | -45 | 06-02          | 2     | 24    | 03-03 | 8     | -7  | -7  | 5    | -10 | -13 | -11 | -13 | -15 | -12 | -17 | -18 |     |
| SI   | -22 | 04-09          | 8     | 24    | 11-07 | 13    | -3  | -12 | -12  | -19 | -20 | -22 | -20 | -16 | -18 | -16 | -15 |     |
| SK   | -67 | 12-04          | -33   | 7     | 10-08 | 7     | -17 | -19 | -23  | -33 | -24 | -31 | -27 | -32 | -28 | -28 | -25 |     |
| FI   | -31 | 11-96          | 17    | 82    | 07-00 | 0     | -8  | -9  | -9   | -10 | -25 | -25 | -22 | -12 | -19 | -23 | -20 |     |
| SE   | -37 | 02-09          | 10    | 62    | 09-00 | -10   | -17 | -32 | -28  | -37 | -35 | -36 | -34 | -27 | -27 | -26 | -24 |     |
| UK   | -52 | 01-09          | 13    | 33    | 06-98 |       |     |     |      |     |     |     |     |     |     |     |     |     |

TABLE 3: (continued) **Monthly survey of services (s.a.)** <sup>(a)(b)</sup>

|                                   | Since 1990 (*) |      |       |      |       |       | 2008 |     |     | 2009 |     |     |     |     |     |     |     |     |
|-----------------------------------|----------------|------|-------|------|-------|-------|------|-----|-----|------|-----|-----|-----|-----|-----|-----|-----|-----|
|                                   | Min.           |      | Ave.  |      | Max.  |       | Oct  | Nov | Dec | Jan  | Feb | Mar | Apr | May | Jun | Jul | Aug | Sep |
|                                   | Value          | Date | Value | Date | Value | Date  |      |     |     |      |     |     |     |     |     |     |     |     |
| <b>SELLING-PRICE EXPECTATIONS</b> | <b>EU</b>      | -12  | 04-09 | 4    | 14    | 11-07 | 4    | -2  | -8  | -9   | -11 | -9  | -12 | -11 | -10 | -9  | -9  | -7  |
| <b>(Question 6)</b>               | <b>EA</b>      | -9   | 04-09 | 4    | 13    | 06-08 | 4    | -2  | -7  | -8   | -7  | -5  | -9  | -9  | -7  | -9  | -7  | -5  |
|                                   | <b>BE</b>      | -10  | 02-09 | 8    | 29    | 07-08 | 12   | 11  | 9   | 8    | -10 | -8  | -8  | -8  | -6  | -7  | -5  | -9  |
|                                   | <b>BG</b>      | -26  | 11-06 | -2   | 22    | 07-04 | -3   | -3  | -6  | -3   | -8  | -8  | -15 | -13 | -14 | -14 | -14 | -9  |
|                                   | <b>CZ</b>      | -1   | 04-05 | 7    | 21    | 01-04 | 9    | 8   | 7   | 6    | 3   | 5   | 6   | 3   | 2   | 1   | 1   | 0   |
|                                   | <b>DK</b>      | 4    | 03-09 | 14   | 23    | 02-08 | 16   | 9   | 12  | 7    | 11  | 4   | 5   | 6   | 6   | 5   | 6   | 7   |
|                                   | <b>DE</b>      | -11  | 04-03 | 4    | 19    | 07-08 | 9    | 4   | -3  | -4   | -4  | -3  | -3  | -7  | -6  | -7  | -3  | -1  |
|                                   | <b>EE</b>      | -32  | 03-09 | 11   | 26    | 09-05 | 8    | -3  | -11 | -18  | -30 | -32 | -27 | -29 | -24 | -20 | -17 | -21 |
|                                   | <b>IE</b>      | -11  | 05-05 | 8    | 32    | 01-08 | :    | :   | :   | :    | :   | :   | :   | :   | :   | :   | :   | :   |
|                                   | <b>EL</b>      | -9   | 02-09 | 10   | 24    | 06-06 | 14   | 10  | 2   | 0    | -9  | -7  | -6  | -8  | -7  | -4  | 2   | 1   |
|                                   | <b>ES</b>      | -16  | 12-08 | 12   | 22    | 06-08 | 7    | -1  | -16 | -13  | -15 | -4  | -2  | -8  | -11 | -5  | -6  | -5  |
|                                   | <b>FR</b>      | -21  | 07-09 | -2   | 4     | 06-08 | -2   | -7  | -11 | -12  | -13 | -16 | -18 | -19 | -18 | -21 | -17 | -15 |
|                                   | <b>IT</b>      | -19  | 12-08 | 1    | 17    | 01-07 | -7   | -18 | -19 | -14  | -5  | 6   | -15 | -4  | 3   | -2  | 0   | -2  |
|                                   | <b>CY</b>      | -17  | 07-09 | 10   | 73    | 06-03 | 20   | 19  | 24  | 11   | -2  | -3  | -10 | -13 | -8  | -17 | -9  | -11 |
|                                   | <b>LV</b>      | -26  | 09-09 | 16   | 34    | 11-07 | 15   | 6   | 4   | -3   | -10 | -20 | -22 | -22 | -22 | -21 | -24 | -26 |
|                                   | <b>LT</b>      | -25  | 06-09 | 2    | 21    | 08-06 | 1    | -7  | -8  | -5   | -4  | -5  | -19 | -13 | -25 | -15 | -15 | -15 |
|                                   | <b>HU</b>      | -8   | 02-09 | 10   | 31    | 09-06 | 7    | 0   | -3  | -2   | -8  | -3  | -4  | -1  | 5   | 4   | -3  | -2  |
|                                   | <b>NL</b>      | -6   | 08-09 | 12   | 33    | 10-06 | 11   | 6   | 7   | 4    | -1  | 2   | -2  | -2  | -1  | -2  | -6  | -4  |
|                                   | <b>AT</b>      | -6   | 07-09 | 8    | 23    | 07-08 | 17   | 8   | 4   | 1    | -3  | -5  | -3  | -5  | -5  | -6  | -5  | -2  |
|                                   | <b>PL</b>      | -7   | 04-04 | 3    | 21    | 07-08 | 15   | 13  | 13  | 2    | -1  | 2   | -3  | -1  | -1  | 0   | 1   | 1   |
|                                   | <b>PT</b>      | -13  | 11-03 | 1    | 12    | 11-05 | -2   | -1  | -3  | -11  | -5  | -8  | -8  | -6  | -6  | -6  | -7  | -2  |
|                                   | <b>RO</b>      | -2   | 08-09 | 24   | 49    | 04-04 | 33   | 20  | 11  | 18   | 8   | 4   | 9   | 7   | 5   | 0   | -2  | -2  |
|                                   | <b>SI</b>      | -19  | 09-09 | 7    | 22    | 01-08 | 17   | 11  | -6  | -10  | -13 | -6  | -13 | -7  | -9  | -10 | -13 | -19 |
|                                   | <b>SK</b>      | -14  | 06-09 | 16   | 44    | 11-03 | 15   | 15  | 14  | 7    | 11  | -1  | -2  | -5  | -14 | -7  | -11 | -6  |
|                                   | <b>FI</b>      | -33  | 09-03 | 5    | 36    | 06-07 | 22   | 19  | 1   | -3   | 4   | -5  | -11 | 6   | -3  | -6  | -13 | -15 |
|                                   | <b>SE</b>      | -17  | 04-09 | 10   | 32    | 11-07 | 11   | 4   | -13 | -11  | -16 | -16 | -17 | -6  | -10 | -4  | -7  | -3  |
|                                   | <b>UK</b>      | -27  | 02-09 | 3    | 26    | 03-07 | 0    | -8  | -17 | -17  | -27 | -24 | -26 | -25 | -25 | -14 | -20 | -15 |

(a) The indicator is the arithmetic average of the balances (%) for the questions on business situation and recent and expected evolution of demand.

(b) With effect from May 2008, a number of partner institutes in the programme have changed; this may cause a break in some series. Details of the changes are available on the BCS website.

TABLE 4: Consumer opinion on economic and financial conditions (s.a.) <sup>(a)</sup> <sup>(b)</sup> <sup>(d)</sup>

|   |           | Since 1990 (*) |       |       |       | 2008  |     |     | 2009 |     |     |     |     |     |     |       |     |     |
|---|-----------|----------------|-------|-------|-------|-------|-----|-----|------|-----|-----|-----|-----|-----|-----|-------|-----|-----|
|   |           | Min.           |       | Ave.  |       | Oct   | Nov | Dec | Jan  | Feb | Mar | Apr | May | Jun | Jul | Aug   | Sep |     |
|   |           | Value          | Date  | Value | Date  |       |     |     |      |     |     |     |     |     |     |       |     |     |
| CONSUMER<br>CONFIDENCE<br>INDICATOR   | <b>EU</b> | -32            | 03-09 | -11   | 2     | 08-00 | -24 | -26 | -29  | -31 | -32 | -32 | -28 | -26 | -23 | -21   | -20 | -17 |
|   | <b>EA</b> | -34            | 03-09 | -12   | 3     | 05-00 | -24 | -26 | -31  | -31 | -33 | -34 | -31 | -28 | -25 | -23   | -22 | -19 |
|   | <b>BE</b> | -26            | 02-09 | -6    | 16    | 12-00 | -18 | -22 | -26  | -22 | -27 | -25 | -22 | -20 | -17 | -17   | -10 | -10 |
|   | <b>BG</b> | -50            | 04-09 | -30   | -13   | 08-01 | -32 | -42 | -48  | -46 | -46 | -45 | -50 | -48 | -49 | -42   | -40 | -43 |
|   | <b>CZ</b> | -36            | 03-98 | -11   | 4     | 10-06 | -16 | -16 | -23  | -27 | -29 | -23 | -20 | -14 | -14 | -17   | -17 | -11 |
|   | <b>DK</b> | -12            | 10-90 | 7     | 19    | 11-06 | -7  | -3  | -4   | -4  | -5  | -3  | 4   | 5   | 4   | 11    | 8   | 12  |
|   | <b>DE</b> | -33            | 04-09 | -10   | 10    | 05-07 | -12 | -16 | -23  | -28 | -30 | -33 | -33 | -32 | -29 | -26   | -23 | -19 |
|   | <b>EE</b> | -56            | 04-93 | -19   | 13    | 04-06 | -27 | -31 | -31  | -32 | -35 | -38 | -32 | -28 | -30 | -29   | -25 | -18 |
|   | <b>IE</b> | -31            | 03-93 | -5    | 19    | 01-00 | :   | :   | :    | :   | :   | :   | :   | :   | :   | :     | :   | :   |
|   | <b>EL</b> | -57            | 10-08 | -32   | -6    | 04-00 | -57 | -56 | -56  | -48 | -56 | -56 | -51 | -50 | -45 | -49   | -45 | -39 |
|   | <b>ES</b> | -48            | 02-09 | -13   | 5     | 03-00 | -45 | -44 | -47  | -44 | -48 | -42 | -37 | -25 | -22 | -20   | -20 | -22 |
|   | <b>FR</b> | -37            | 03-09 | -18   | 3     | 01-01 | -34 | -31 | -35  | -35 | -36 | -37 | -33 | -31 | -29 | -28   | -32 | -24 |
|   | <b>IT</b> | -37            | 04-93 | -14   | 2     | 06-01 | -24 | -27 | -31  | -26 | -28 | -32 | -24 | -24 | -20 | -17   | -15 | -16 |
|   | <b>CY</b> | -42            | 07-04 | -31   | -13   | 06-01 | -31 | -36 | -41  | -39 | -40 | -42 | -41 | -37 | -28 | -33   | -38 | -33 |
|   | <b>LV</b> | -55            | 07-09 | -23   | 1     | 09-06 | -33 | -36 | -47  | -53 | -54 | -51 | -41 | -39 | -50 | -55   | -54 | -51 |
|   | <b>LT</b> | -56            | 01-09 | -14   | 9     | 05-07 | -34 | -40 | -50  | -56 | -54 | -53 | -53 | -50 | -45 | -45   | -48 | -42 |
|   | <b>LU</b> | -21            | 12-08 | 1     | 13    | 02-02 | -10 | -13 | -21  | -18 | -18 | -20 | -19 | -15 | -13 | -9    | -8  | -5  |
|   | <b>HU</b> | -69            | 04-09 | -33   | 0     | 08-02 | -53 | -56 | -60  | -64 | -67 | -67 | -69 | -64 | -61 | -61   | -57 | :   |
|   | <b>MT</b> | -38            | 04-09 | -24   | -3    | 03-08 | -25 | -36 | -33  | -28 | -34 | -34 | -38 | -35 | -32 | -35   | -30 | :   |
|   | <b>NL</b> | -28            | 03-09 | 4     | 31    | 03-00 | -9  | -15 | -19  | -20 | -23 | -28 | -20 | -14 | -17 | -18   | -12 | -6  |
|   | <b>AT</b> | -23            | 04-09 | -1    | 16    | 06-07 | -11 | -17 | -18  | -20 | -19 | -22 | -23 | -20 | -14 | -13   | -7  | -5  |
|   | <b>PL</b> | -40            | 08-01 | -22   | 0     | 04-08 | -9  | -17 | -18  | -22 | -36 | -36 | -30 | -28 | -21 | -25   | -20 | -24 |
|   | <b>PT</b> | -53            | 02-09 | -22   | 0     | 07-91 | -40 | -42 | -46  | -49 | -54 | -50 | -47 | -46 | -41 | -34   | -31 | -30 |
|   | <b>RO</b> | -49            | 09-09 | -24   | -11   | 07-07 | -15 | -26 | -33  | -40 | -43 | -45 | -46 | -44 | -41 | -45   | -46 | -49 |
|   | <b>SI</b> | -41            | 01-09 | -19   | -4    | 07-07 | -18 | -31 | -33  | -41 | -36 | -37 | -41 | -33 | -25 | -27   | -27 | -18 |
|   | <b>SK</b> | -49            | 09-99 | -24   | 7     | 12-06 | -11 | -29 | -31  | -32 | -45 | -45 | -44 | -37 | -36 | -35   | -34 | -26 |
|   | <b>FI</b> | -6             | 12-08 | 14    | 23    | 02-00 | 2   | -4  | -6   | -3  | -4  | -2  | 1   | 6   | 8   | 10    | 8   | 12  |
| <b>SE</b>   | -10       | 12-08          | 8     | 25    | 06-00 | -9    | -8  | -10 | -7   | -4  | -5  | -9  | 0   | 3   | 7   | 12    | 13  |     |
| <b>UK</b>   | -35       | 01-09          | -9    | 7     | 10-97 | -27   | -28 | -29 | -35  | -31 | -27 | -21 | -21 | -18 | -16 | -16   | -10 |     |
| FINANCIAL<br>SITUATION OF<br>HOUSEHOLDS<br>OVER NEXT<br>12 MONTHS<br>(Question 2) | <b>EU</b> | -13            | 07-08 | -1    | 5     | 04-01 | -11 | -10 | -10  | -11 | -11 | -10 | -9  | -7  | -6  | -4    | -4  | -3  |
|   | <b>EA</b> | -13            | 07-08 | -3    | 5     | 03-00 | -12 | -11 | -11  | -11 | -12 | -11 | -10 | -9  | -7  | -6    | -5  | -4  |
|   | <b>BE</b> | -9             | 12-93 | 2     | 13    | 08-00 | -5  | -4  | -5   | -2  | -4  | -4  | -2  | 0   | 1   | -1    | 1   | 1   |
|   | <b>BG</b> | -32            | 06-09 | -16   | 3     | 07-01 | -23 | -29 | -30  | -30 | -29 | -27 | -28 | -31 | -32 | -27   | -23 | -25 |
|   | <b>CZ</b> | -32            | 02-98 | -8    | 5     | 12-06 | -8  | -6  | -10  | -9  | -14 | -12 | -7  | -5  | -3  | -7    | -5  | -3  |
|   | <b>DK</b> | 2              | 12-90 | 13    | 39    | 10-00 | 9   | 12  | 15   | 13  | 13  | 9   | 11  | 16  | 13  | 16    | 13  | 15  |
|   | <b>DE</b> | -15            | 02-94 | -5    | 4     | 05-00 | -6  | -4  | -5   | -8  | -7  | -8  | -8  | -7  | -5  | -3    | -2  | 0   |
|   | <b>EE</b> | -38            | 04-93 | -7    | 17    | 04-06 | -11 | -12 | -13  | -12 | -17 | -18 | -15 | -12 | -14 | -15   | -10 | -4  |
|   | <b>IE</b> | -14            | 04-08 | 0     | 16    | 01-00 | :   | :   | :    | :   | :   | :   | :   | :   | :   | :     | :   | :   |
|   | <b>EL</b> | -48            | 10-08 | -17   | 10    | 04-00 | -48 | -46 | -43  | -34 | -41 | -39 | -36 | -35 | -29 | -31   | -29 | -22 |
|   | <b>ES</b> | -30            | 02-09 | -1    | 10    | 10-99 | -30 | -26 | -26  | -25 | -30 | -22 | -18 | -12 | -10 | -8    | -8  | -8  |
|   | <b>FR</b> | -14            | 06-08 | -2    | 6     | 01-01 | -12 | -9  | -11  | -10 | -13 | -13 | -10 | -10 | -8  | -7    | -9  | -8  |
|   | <b>IT</b> | -15            | 04-93 | -2    | 7     | 07-01 | -8  | -9  | -10  | -7  | -7  | -6  | -6  | -5  | -4  | -2    | -1  | -1  |
|   | <b>CY</b> | -35            | 06-04 | -17   | 0     | 06-01 | -8  | -17 | -20  | -16 | -15 | -14 | -15 | -15 | -11 | -9    | -15 | -9  |
|   | <b>LV</b> | -39            | 06-09 | -6    | 16    | 09-06 | -5  | -9  | -21  | -27 | -27 | -25 | -21 | -20 | -39 | -35   | -31 | -30 |
|   | <b>LT</b> | -38            | 01-09 | -2    | 12    | 03-07 | -16 | -21 | -29  | -38 | -33 | -31 | -32 | -28 | -26 | -29   | -30 | -25 |
|   | <b>LU</b> | -9             | 12-08 | 2     | 12    | 06-02 | -7  | -8  | -9   | -3  | -7  | -8  | -5  | -3  | -2  | -2    | 1   | 3   |
|   | <b>HU</b> | -63            | 04-95 | -25   | 16    | 08-02 | -37 | -38 | -39  | -47 | -48 | -51 | -54 | -51 | -46 | -47   | -42 | :   |
|   | <b>MT</b> | -41            | 11-08 | -22   | 2     | 01-03 | -30 | -41 | -31  | -25 | -28 | -29 | -36 | -28 | -26 | -28   | -24 | :   |
|   | <b>NL</b> | -11            | 03-09 | 3     | 16    | 12-99 | -3  | -6  | -5   | -3  | -6  | -11 | -9  | -6  | -6  | -5    | -5  | -3  |
|   | <b>AT</b> | -18            | 04-96 | -4    | 4     | 04-99 | -12 | -12 | -10  | -8  | -9  | -7  | -11 | -8  | -4  | -2    | 1   | -2  |
|   | <b>PL</b> | -20            | 08-01 | -6    | 5     | 12-07 | 0   | -5  | 1    | -3  | -12 | -14 | -8  | -9  | -4  | -8    | -4  | -8  |
|   | <b>PT</b> | -27            | 07-08 | -7    | 11    | 01-92 | -22 | -22 | -24  | -23 | -22 | -21 | -20 | -19 | -15 | -11   | -11 | -11 |
|   | <b>RO</b> | -23            | 09-09 | -2    | 10    | 12-07 | 5   | 2   | -3   | -11 | -16 | -18 | -20 | -19 | -14 | -18   | -17 | -23 |
|   | <b>SI</b> | -34            | 01-08 | -13   | -2    | 11-96 | -20 | -25 | -24  | -29 | -25 | -26 | -30 | -26 | -17 | -21   | -17 | -9  |
|   | <b>SK</b> | -44            | 08-99 | -18   | 10    | 12-06 | -12 | -16 | -16  | -16 | -23 | -25 | -27 | -18 | -18 | -19   | -18 | -12 |
|   | <b>FI</b> | -8             | 04-93 | 6     | 13    | 10-04 | 5   | 2   | 2    | 3   | 1   | 2   | 2   | 5   | 6   | 7     | 6   | 6   |
| <b>SE</b>   | -13       | 09-96          | 8     | 18    | 07-02 | 6     | 7   | 7   | 8    | 7   | 7   | 5   | 8   | 7   | 10  | 11    | 11  |     |
| <b>UK</b>   | -23       | 03-90          | 3     | 16    | 09-02 | -12   | -10 | -10 | -15  | -11 | -8  | -6  | -3  | -2  | 0   | -1    | 4   |     |
| GENERAL<br>ECONOMIC<br>SITUATION<br>OVER NEXT<br>12 MONTHS<br>(Question 4)        | <b>EU</b> | -40            | 03-09 | -13   | 1     | 01-00 | -32 | -31 | -37  | -38 | -39 | -40 | -33 | -29 | -24 | -19   | -17 | -11 |
|   | <b>EA</b> | -44            | 03-09 | -13   | 3     | 04-00 | -33 | -32 | -39  | -38 | -41 | -44 | -38 | -33 | -29 | -23   | -21 | -15 |
|   | <b>BE</b> | -46            | 07-93 | -11   | 20    | 06-00 | -23 | -22 | -25  | -19 | -26 | -24 | -15 | -9  | -7  | -4    | 6   | 6   |
|   | <b>BG</b> | -43            | 04-09 | -15   | 16    | 07-01 | -26 | -34 | -39  | -41 | -39 | -37 | -43 | -40 | -39 | -28   | -25 | -24 |
|   | <b>CZ</b> | -40            | 09-97 | -10   | 8     | 11-05 | -17 | -13 | -22  | -27 | -27 | -21 | -18 | -11 | -12 | -15   | -11 | -9  |
|   | <b>DK</b> | -23            | 09-08 | -1    | 23    | 07-01 | -22 | -8  | -9   | -8  | -7  | -2  | 7   | 12  | 12  | 20    | 20  | 23  |
|   | <b>DE</b> | -52            | 03-09 | -15   | 15    | 05-07 | -26 | -28 | -41  | -46 | -47 | -52 | -52 | -51 | -45 | -36   | -27 | -22 |
|   | <b>EE</b> | -38            | 04-93 | -3    | 27    | 12-06 | -24 | -29 | -30  | -36 | -36 | -38 | -31 | -24 | -24 | -27   | -19 | -7  |
|   | <b>IE</b> | -37            | 01-08 | -4    | 22    | 01-00 | :   | :   | :    | :   | :   | :   | :   | :   | :   | :     | :   | :   |
|   | <b>EL</b> | -64            | 03-09 | -20   | 17    | 01-00 | -63 | -60 | -61  | -52 | -61 | -64 | -53 | -52 | -45 | -39   | -40 | -38 |
|   | <b>ES</b> | -48            | 02-09 | -8    | 11    | 08-97 | -44 | -42 | -44  | -43 | -48 | -47 | -42 | -23 | -23 | -16   | -15 | -16 |
|   | <b>FR</b> | -46            | 03-09 | -18   | 6     | 05-07 | -44 | -35 | -42  | -42 | -44 | -47 | -37 | -33 | -31 | -30   | -36 | -24 |
|   | <b>IT</b> | -40            | 04-93 | -10   | 13    | 02-95 | -18 | -22 | -27  | -15 | -21 | -27 | -21 | -18 | -11 | -2    | -3  | 0   |
|   | <b>CY</b> | -48            | 03-09 | -25   | -6    | 05-01 | -30 | -34 | -45  | -42 | -47 | -48 | -44 | -37 | -24 | -29   | -38 | -33 |
|   | <b>LV</b> | -54            | 07-09 | -8    | 17    | 09-06 | -24 | -25 | -46  | -47 | -49 | -47 | -36 | -37 | -49 | -54   | -46 | -46 |
|   | <b>LT</b> | -58            | 01-09 | -4    | 18    | 06-07 | -34 | -42 | -53  | -58 | -52 | -52 | -51 | -47 | -37 | -38   | -44 | -33 |
|   | <b>LU</b> | -44            | 12-08 | -11   | 6     | 02-02 | -35 | -33 | -44  | -44 | -38 | -42 | -39 | -33 | -26 | -22   | -20 | -13 |
|   | <b>HU</b> | -67            | 04-09 | -19   | 19    | 08-02 | -44 | -45 | -51  | -60 | -65 | -65 | -67 | -60 | -52 | -53   | -49 | :   |
|   | <b>MT</b> | -33            | 04-09 | -17   | 10    | 11-02 | -18 | -30 | -24  | -23 | -24 | -29 | -33 | -28 | -27 | -29</ |     |     |

TABLE 4 (continued): Consumer opinion on economic and financial conditions (s.a.)<sup>(a)(d)</sup>

|                     |           | Since 1990 (*) |       |       | 2008 |       |     | 2009 |     |     |     |     |     |     |     |     |     |     |
|---------------------|-----------|----------------|-------|-------|------|-------|-----|------|-----|-----|-----|-----|-----|-----|-----|-----|-----|-----|
|                     |           | Min.           |       | Ave.  | Max. |       | Oct | Nov  | Dec | Jan | Feb | Mar | Apr | May | Jun | Jul | Aug | Sep |
|                     |           | Value          | Date  | Value | Date |       |     |      |     |     |     |     |     |     |     |     |     |     |
| SAVINGS             | <b>EU</b> | -16            | 08-93 | -5    | 4    | 04-01 | -11 | -11  | -10 | -12 | -12 | -11 | -8  | -10 | -8  | -8  | -8  | -8  |
| OVER NEXT           | <b>EA</b> | -16            | 06-08 | -7    | 3    | 04-01 | -15 | -14  | -14 | -15 | -14 | -13 | -11 | -13 | -9  | -10 | -9  | -10 |
| 12 MONTHS           | <b>BE</b> | -4             | 04-08 | 11    | 31   | 06-98 | 0   | 0    | -3  | 3   | -1  | 0   | -2  | -2  | 1   | 1   | 4   | 5   |
| (Question 11)       | <b>BG</b> | -81            | 03-02 | -70   | -58  | 04-08 | -65 | -65  | -65 | -63 | -62 | -60 | -67 | -65 | -69 | -62 | -59 | -62 |
| Component of the    | <b>CZ</b> | -16            | 03-98 | -2    | 18   | 04-07 | -3  | 3    | -1  | -7  | -8  | -9  | -4  | 4   | -3  | -3  | -4  | 3   |
| consumer confidence | <b>DK</b> | -3             | 01-90 | 24    | 40   | 12-06 | 21  | 25   | 25  | 28  | 24  | 25  | 30  | 24  | 24  | 29  | 28  | 26  |
| indicator           | <b>DE</b> | -5             | 03-03 | 6     | 23   | 08-90 | 0   | -2   | 1   | -2  | -2  | 0   | -1  | -2  | 2   | 0   | 0   | 1   |
|                     | <b>EE</b> | -69            | 10-93 | -42   | -4   | 05-06 | -25 | -26  | -20 | -23 | -19 | -30 | -23 | -26 | -36 | -31 | -32 | -30 |
|                     | <b>IE</b> | -32            | 03-93 | 2     | 31   | 09-07 | :   | :    | :   | :   | :   | :   | :   | :   | :   | :   | :   | :   |
|                     | <b>EL</b> | -58            | 07-09 | -45   | -23  | 01-00 | -57 | -55  | -48 | -46 | -50 | -49 | -45 | -45 | -43 | -58 | -50 | -50 |
|                     | <b>ES</b> | -45            | 12-08 | -21   | 0    | 07-00 | -41 | -44  | -45 | -42 | -44 | -38 | -36 | -30 | -25 | -24 | -25 | -30 |
|                     | <b>FR</b> | -36            | 03-96 | -21   | -6   | 05-07 | -22 | -16  | -18 | -19 | -17 | -15 | -15 | -18 | -14 | -14 | -16 | -16 |
|                     | <b>IT</b> | -44            | 07-08 | -19   | 2    | 03-91 | -37 | -35  | -34 | -36 | -33 | -35 | -23 | -33 | -28 | -30 | -20 | -23 |
|                     | <b>CY</b> | -59            | 06-06 | -42   | -12  | 06-01 | -48 | -47  | -44 | -44 | -37 | -40 | -46 | -42 | -34 | -43 | -45 | -39 |
|                     | <b>LV</b> | -90            | 03-96 | -53   | 13   | 01-94 | -51 | -50  | -48 | -59 | -59 | -59 | -49 | -49 | -55 | -63 | -65 | -65 |
|                     | <b>LT</b> | -55            | 11-01 | -42   | -21  | 05-07 | -45 | -44  | -47 | -51 | -48 | -48 | -53 | -49 | -48 | -49 | -49 | -48 |
|                     | <b>LU</b> | 37             | 12-08 | 46    | 58   | 10-05 | 45  | 42   | 37  | 42  | 43  | 41  | 45  | 41  | 40  | 44  | 41  | 44  |
|                     | <b>HU</b> | -75            | 06-09 | -55   | -19  | 01-00 | -67 | -67  | -67 | -68 | -70 | -72 | -74 | -70 | -75 | -73 | -71 | :   |
|                     | <b>MT</b> | -57            | 04-06 | -40   | -15  | 01-03 | -36 | -42  | -51 | -41 | -44 | -44 | -50 | -54 | -46 | -53 | -48 | :   |
|                     | <b>NL</b> | 17             | 09-05 | 36    | 55   | 10-99 | 33  | 33   | 33  | 33  | 33  | 33  | 35  | 31  | 28  | 29  | 28  | 30  |
|                     | <b>AT</b> | -11            | 11-00 | 32    | 55   | 03-02 | 28  | 29   | 29  | 26  | 30  | 22  | 23  | 24  | 26  | 28  | 25  | 26  |
|                     | <b>PL</b> | -66            | 09-03 | -46   | -21  | 09-01 | -35 | -44  | -41 | -37 | -47 | -41 | -42 | -40 | -36 | -38 | -34 | -42 |
|                     | <b>PT</b> | -44            | 03-09 | -27   | -5   | 11-97 | -40 | -38  | -43 | -39 | -43 | -44 | -41 | -41 | -41 | -36 | -32 | -35 |
|                     | <b>RO</b> | -64            | 09-09 | -53   | -45  | 09-07 | -47 | -46  | -47 | -51 | -53 | -54 | -56 | -53 | -56 | -58 | -58 | -64 |
|                     | <b>SI</b> | -52            | 06-99 | -25   | -6   | 05-07 | -19 | -23  | -18 | -19 | -21 | -19 | -21 | -17 | -19 | -20 | -24 | -19 |
|                     | <b>SK</b> | -70            | 08-01 | -36   | -17  | 12-06 | -24 | -27  | -27 | -28 | -32 | -29 | -33 | -29 | -30 | -29 | -29 | -29 |
|                     | <b>FI</b> | 19             | 01-96 | 42    | 58   | 04-08 | 50  | 50   | 52  | 53  | 51  | 54  | 51  | 50  | 51  | 51  | 50  | 53  |
|                     | <b>SE</b> | 11             | 06-98 | 31    | 46   | 06-00 | 36  | 38   | 34  | 38  | 38  | 39  | 38  | 38  | 39  | 41  | 38  | 43  |
|                     | <b>UK</b> | -26            | 10-92 | -2    | 23   | 04-06 | 1   | 1    | 5   | -4  | -4  | -2  | 2   | -3  | -4  | 1   | -3  | -1  |
| UNEMPLOYMENT        | <b>EU</b> | 67             | 03-09 | 26    | 1    | 08-00 | 42  | 52   | 61  | 62  | 65  | 67  | 61  | 56  | 54  | 52  | 52  | 46  |
| OVER NEXT           | <b>EA</b> | 69             | 03-09 | 27    | -2   | 05-00 | 38  | 49   | 59  | 59  | 64  | 69  | 63  | 58  | 55  | 53  | 53  | 48  |
| 12 MONTHS           | <b>BE</b> | 76             | 02-09 | 28    | -17  | 12-00 | 44  | 63   | 70  | 67  | 76  | 72  | 70  | 67  | 65  | 63  | 52  | 54  |
| (Question 7)        | <b>BG</b> | 63             | 04-09 | 20    | -2   | 07-01 | 14  | 39   | 56  | 52  | 56  | 58  | 63  | 56  | 55  | 53  | 54  | 59  |
| Component of the    | <b>CZ</b> | 68             | 01-99 | 28    | -2   | 09-07 | 37  | 45   | 58  | 65  | 65  | 49  | 49  | 43  | 39  | 43  | 46  | 34  |
| consumer confidence | <b>DK</b> | 51             | 02-09 | 7     | -21  | 02-95 | 37  | 41   | 46  | 46  | 51  | 46  | 32  | 31  | 34  | 21  | 28  | 18  |
| indicator           | <b>DE</b> | 72             | 03-09 | 27    | -19  | 05-07 | 16  | 31   | 48  | 54  | 64  | 72  | 71  | 70  | 67  | 63  | 62  | 55  |
|                     | <b>EE</b> | 81             | 09-93 | 29    | -22  | 09-06 | 50  | 56   | 61  | 58  | 67  | 66  | 59  | 50  | 45  | 45  | 40  | 33  |
|                     | <b>IE</b> | 59             | 04-08 | 18    | -30  | 12-99 | :   | :    | :   | :   | :   | :   | :   | 58  | 49  | 50  | 45  | 43  |
|                     | <b>EL</b> | 74             | 02-09 | 44    | 20   | 04-04 | 59  | 63   | 73  | 59  | 74  | 73  | 70  | 68  | 65  | 66  | 62  | 47  |
|                     | <b>ES</b> | 71             | 12-08 | 20    | -9   | 05-00 | 63  | 67   | 71  | 67  | 68  | 59  | 51  | 35  | 31  | 29  | 32  | 35  |
|                     | <b>FR</b> | 74             | 03-09 | 30    | -13  | 01-01 | 56  | 62   | 68  | 67  | 68  | 74  | 69  | 65  | 61  | 61  | 69  | 51  |
|                     | <b>IT</b> | 71             | 03-93 | 27    | -4   | 06-01 | 33  | 42   | 52  | 46  | 51  | 59  | 45  | 40  | 38  | 34  | 36  | 39  |
|                     | <b>CY</b> | 65             | 03-09 | 40    | 25   | 12-02 | 38  | 47   | 55  | 53  | 61  | 65  | 58  | 53  | 43  | 50  | 55  | 52  |
|                     | <b>LV</b> | 80             | 02-09 | 25    | -10  | 09-06 | 51  | 62   | 75  | 79  | 80  | 75  | 58  | 49  | 58  | 69  | 73  | 64  |
|                     | <b>LT</b> | 82             | 02-09 | 6     | -33  | 06-07 | 40  | 53   | 71  | 78  | 82  | 82  | 77  | 75  | 67  | 66  | 71  | 63  |
|                     | <b>LU</b> | 75             | 04-09 | 34    | 12   | 07-07 | 44  | 54   | 66  | 66  | 70  | 70  | 75  | 66  | 64  | 57  | 53  | 54  |
|                     | <b>HU</b> | 84             | 02-09 | 33    | -6   | 07-98 | 64  | 73   | 81  | 82  | 84  | 80  | 81  | 75  | 70  | 70  | 67  | :   |
|                     | <b>MT</b> | 46             | 01-04 | 16    | -13  | 03-08 | 16  | 30   | 24  | 22  | 41  | 34  | 33  | 31  | 27  | 30  | 24  | :   |
|                     | <b>NL</b> | 81             | 03-09 | 16    | -33  | 07-98 | 30  | 52   | 68  | 69  | 77  | 81  | 74  | 61  | 68  | 73  | 63  | 52  |
|                     | <b>AT</b> | 65             | 04-09 | 25    | -8   | 03-01 | 31  | 50   | 57  | 59  | 60  | 64  | 65  | 60  | 53  | 55  | 46  | 42  |
|                     | <b>PL</b> | 61             | 05-01 | 21    | -20  | 07-97 | 2   | 13   | 24  | 34  | 57  | 59  | 45  | 40  | 29  | 32  | 30  | 31  |
|                     | <b>PT</b> | 86             | 02-09 | 37    | -11  | 08-97 | 53  | 64   | 66  | 77  | 86  | 77  | 73  | 72  | 66  | 55  | 53  | 50  |
|                     | <b>RO</b> | 73             | 03-09 | 35    | 11   | 01-07 | 14  | 48   | 60  | 67  | 70  | 74  | 71  | 71  | 64  | 70  | 72  | 72  |
|                     | <b>SI</b> | 73             | 01-09 | 26    | 5    | 04-08 | 17  | 53   | 61  | 73  | 65  | 67  | 71  | 56  | 46  | 49  | 46  | 36  |
|                     | <b>SK</b> | 77             | 03-09 | 19    | -19  | 01-07 | 0   | 49   | 52  | 54  | 76  | 77  | 63  | 55  | 51  | 46  | 48  | 36  |
|                     | <b>FI</b> | 52             | 12-08 | 1     | -28  | 03-98 | 26  | 44   | 52  | 47  | 50  | 46  | 42  | 33  | 30  | 29  | 32  | 28  |
|                     | <b>SE</b> | 64             | 04-09 | 8     | -28  | 08-00 | 56  | 62   | 64  | 59  | 55  | 58  | 64  | 45  | 37  | 33  | 21  | 22  |
|                     | <b>UK</b> | 75             | 01-09 | 24    | -14  | 07-97 | 60  | 66   | 71  | 75  | 68  | 65  | 59  | 57  | 56  | 55  | 53  | 46  |
| FINANCIAL           | <b>EU</b> | -20            | 07-08 | -10   | -2   | 03-01 | -18 | -18  | -17 | -18 | -18 | -18 | -17 | -18 | -17 | -17 | -17 | -15 |
| SITUATION OF        | <b>EA</b> | -23            | 07-08 | -11   | -1   | 05-90 | -20 | -20  | -19 | -18 | -19 | -18 | -17 | -18 | -17 | -17 | -16 | -16 |
| HOUSEHOLDS          | <b>BE</b> | -17            | 12-08 | -6    | 3    | 11-00 | -16 | -15  | -17 | -15 | -16 | -16 | -15 | -16 | -12 | -14 | -12 | -11 |
| OVER LAST           | <b>BG</b> | -40            | 08-03 | -30   | -18  | 04-07 | -32 | -35  | -35 | -32 | -34 | -30 | -35 | -40 | -34 | -32 | -35 |     |
| 12 MONTHS           | <b>CZ</b> | -30            | 02-98 | -14   | -2   | 04-07 | -14 | -16  | -13 | -13 | -17 | -17 | -15 | -16 | -22 | -18 | -21 |     |
| (Question 1)        | <b>DK</b> | -5             | 04-01 | 7     | 16   | 02-05 | 0   | 1    | 1   | 0   | 3   | 0   | 1   | 0   | -3  | -3  | -1  | 0   |
|                     | <b>DE</b> | -31            | 12-02 | -11   | 4    | 05-90 | -11 | -11  | -11 | -11 | -11 | -12 | -10 | -10 | -11 | -10 | -8  | -7  |
|                     | <b>EE</b> | -54            | 04-93 | -13   | 18   | 03-07 | -17 | -18  | -16 | -20 | -23 | -26 | -26 | -29 | -30 | -35 | -32 | -31 |
|                     | <b>IE</b> | -25            | 02-93 | -7    | 11   | 04-00 | :   | :    | :   | :   | :   | :   | :   | :   | :   | :   | :   | :   |
|                     | <b>EL</b> | -53            | 10-08 | -29   | -6   | 04-00 | -54 | -51  | -46 | -40 | -43 | -40 | -40 | -41 | -38 | -46 | -41 | -50 |
|                     | <b>ES</b> | -38            | 02-09 | -10   | 4    | 04-00 | -34 | -33  | -33 | -32 | -38 | -32 | -29 | -34 | -30 | -29 | -28 | -27 |
|                     | <b>FR</b> | -24            | 08-08 | -11   | -2   | 01-01 | -20 | -18  | -19 | -18 | -18 | -17 | -18 | -15 | -16 | -17 | -16 |     |
|                     | <b>IT</b> | -35            | 07-08 | -16   | -1   | 05-90 | -28 | -29  | -27 | -24 | -22 | -23 | -20 | -21 | -21 | -20 | -21 |     |
|                     | <b>CY</b> | -36            | 10-05 | -21   | -4   | 07-03 | -20 | -24  | -21 | -21 | -20 | -19 | -25 | -19 | -17 | -21 | -24 | -17 |
|                     | <b>LV</b> | -62            | 09-09 | -20   | 9    | 09-06 | -21 | -25  | -32 | -40 | -46 | -44 | -49 | -52 | -57 | -59 | -57 | -63 |
|                     | <b>LT</b> | -40            | 08-09 | -9    | 15   | 03-07 | -10 | -11  | -13 | -20 | -26 |     |     |     |     |     |     |     |



TABLE 4 (continued):

Consumer opinion on economic and financial conditions (s.a.)<sup>(a) (d)</sup>

|   | Since 1990 (*) |      |       |      | 2008 |       |     | 2009 |     |     |     |     |     |     |     |     |     |
|---|----------------|------|-------|------|------|-------|-----|------|-----|-----|-----|-----|-----|-----|-----|-----|-----|
|   | Min.           |      | Ave.  |      | Oct  | Nov   | Dec | Jan  | Feb | Mar | Apr | May | Jun | Jul | Aug | Sep |     |
|   | Value          | Date | Value | Date |      |       |     |      |     |     |     |     |     |     |     |     |     |
| GENERAL ECONOMIC SITUATION OVER LAST 12 MONTHS (Question 3) | <b>EU</b>      | -67  | 05-09 | -28  | -5   | 05-00 | -51 | -53  | -57 | -59 | -64 | -67 | -67 | -65 | -64 | -62 | -58 |
|   | <b>EA</b>      | -66  | 03-09 | -30  | -3   | 05-00 | -49 | -51  | -55 | -56 | -62 | -66 | -65 | -64 | -63 | -62 | -57 |
|   | <b>BE</b>      | -76  | 02-09 | -27  | 22   | 12-00 | -66 | -63  | -68 | -72 | -76 | -75 | -73 | -68 | -64 | -60 | -47 |
|   | <b>BG</b>      | -56  | 06-09 | -31  | -9   | 08-01 | -42 | -47  | -47 | -49 | -51 | -48 | -54 | -55 | -56 | -48 | -48 |
|   | <b>CZ</b>      | -54  | 12-97 | -19  | 4    | 06-06 | -20 | -22  | -27 | -37 | -46 | -51 | -51 | -47 | -51 | -52 | -52 |
|   | <b>DK</b>      | -54  | 03-09 | 0    | 26   | 03-06 | -37 | -38  | -41 | -43 | -50 | -54 | -47 | -48 | -47 | -46 | -43 |
|   | <b>DE</b>      | -67  | 06-09 | -25  | 21   | 06-07 | -17 | -23  | -33 | -40 | -48 | -57 | -62 | -66 | -67 | -65 | -56 |
|   | <b>EE</b>      | -72  | 10-92 | -11  | 33   | 01-07 | -49 | -52  | -52 | -60 | -61 | -68 | -65 | -66 | -61 | -64 | -58 |
|   | <b>IE</b>      | -59  | 03-93 | -6   | 42   | 08-99 | :   | :    | :   | :   | :   | :   | :   | :   | :   | :   | :   |
|   | <b>EL</b>      | -72  | 10-08 | -34  | 6    | 05-00 | -72 | -69  | -70 | -64 | -71 | -71 | -64 | -63 | -60 | -67 | -64 |
|   | <b>ES</b>      | -77  | 05-09 | -20  | 13   | 03-00 | -58 | -61  | -61 | -62 | -67 | -69 | -72 | -77 | -74 | -68 | -70 |
|   | <b>FR</b>      | -74  | 08-09 | -38  | -1   | 01-01 | -73 | -69  | -71 | -68 | -73 | -73 | -71 | -65 | -65 | -68 | -74 |
|   | <b>IT</b>      | -74  | 04-93 | -40  | -8   | 05-90 | -65 | -69  | -67 | -58 | -63 | -67 | -56 | -54 | -52 | -48 | -50 |
|   | <b>CY</b>      | -48  | 02-09 | -27  | -13  | 01-02 | -41 | -43  | -46 | -43 | -48 | -46 | -47 | -45 | -37 | -43 | -46 |
|   | <b>LV</b>      | -92  | 06-09 | -26  | 6    | 09-06 | -52 | -54  | -70 | -75 | -77 | -77 | -83 | -87 | -92 | -85 | -83 |
|   | <b>LT</b>      | -69  | 08-09 | -12  | 21   | 06-07 | -34 | -37  | -41 | -48 | -54 | -58 | -65 | -64 | -66 | -65 | -69 |
|   | <b>LU</b>      | -55  | 04-09 | -24  | -4   | 01-02 | -38 | -41  | -45 | -47 | -44 | -52 | -55 | -53 | -54 | -53 | -48 |
|   | <b>HU</b>      | -79  | 04-09 | -36  | 6    | 09-02 | -54 | -58  | -63 | -70 | -75 | -78 | -79 | -79 | -74 | -72 | -73 |
|   | <b>MT</b>      | -49  | 07-09 | -26  | 2    | 03-08 | -22 | -25  | -30 | -30 | -37 | -44 | -47 | -46 | -44 | -49 | -45 |
|   | <b>NL</b>      | -73  | 03-03 | -14  | 45   | 03-00 | -45 | -46  | -52 | -54 | -63 | -67 | -66 | -62 | -64 | -62 | -57 |
|   | <b>AT</b>      | -66  | 04-09 | -22  | 22   | 08-07 | -32 | -45  | -45 | -52 | -55 | -59 | -66 | -64 | -63 | -66 | -58 |
|   | <b>PL</b>      | -55  | 09-01 | -23  | 15   | 04-08 | 5   | 2    | -4  | -5  | -25 | -33 | -36 | -35 | -27 | -35 | -28 |
|   | <b>PT</b>      | -74  | 03-09 | -32  | 13   | 10-91 | -65 | -68  | -67 | -67 | -74 | -74 | -74 | -71 | -65 | -57 | -55 |
|   | <b>RO</b>      | -59  | 09-09 | -19  | -3   | 07-07 | -13 | -20  | -24 | -38 | -42 | -44 | -51 | -54 | -49 | -53 | -59 |
|   | <b>SI</b>      | -76  | 07-09 | -29  | -5   | 12-06 | -30 | -35  | -41 | -51 | -52 | -60 | -65 | -73 | -71 | -76 | -74 |
|   | <b>SK</b>      | -69  | 10-99 | -30  | 17   | 04-07 | 0   | -8   | -12 | -14 | -35 | -46 | -56 | -54 | -57 | -61 | -59 |
|   | <b>FI</b>      | -65  | 01-92 | -5   | 30   | 08-98 | -32 | -38  | -47 | -50 | -55 | -59 | -62 | -58 | -58 | -52 | -50 |
|   | <b>SE</b>      | -68  | 04-09 | -7   | 25   | 03-00 | -43 | -48  | -57 | -59 | -60 | -65 | -68 | -66 | -61 | -55 | -47 |
|   | <b>UK</b>      | -82  | 05-09 | -29  | 5    | 10-97 | -71 | -70  | -72 | -80 | -82 | -77 | -79 | -82 | -76 | -75 | -71 |
| SAVINGS AT PRESENT <sup>(c)</sup> (Question 10)             | <b>EU</b>      | :    | :     | :    | :    | :     | :   | :    | :   | :   | :   | :   | :   | :   | :   | :   | :   |
|   | <b>EA</b>      | :    | :     | :    | :    | :     | :   | :    | :   | :   | :   | :   | :   | :   | :   | :   | :   |
|   | <b>BE</b>      | -45  | 12-03 | 29   | 70   | 02-01 | -32 | -29  | -31 | -31 | -35 | -34 | -35 | -35 | -30 | -31 | -28 |
|   | <b>BG</b>      | -77  | 07-03 | -66  | -54  | 06-07 | -64 | -65  | -63 | -60 | -58 | -57 | -57 | -60 | -61 | -56 | -54 |
|   | <b>CZ</b>      | -35  | 01-03 | -14  | 15   | 03-01 | -24 | -23  | -18 | -18 | -22 | -21 | -16 | -21 | -17 | -15 | -19 |
|   | <b>DK</b>      | 51   | 01-90 | 67   | 83   | 07-08 | 80  | 74   | 69  | 73  | 72  | 68  | 71  | 66  | 65  | 71  | 67  |
|   | <b>DE</b>      | 28   | 11-92 | 45   | 61   | 09-02 | 44  | 42   | 42  | 41  | 43  | 42  | 41  | 40  | 41  | 36  | 40  |
|   | <b>EE</b>      | -58  | 09-96 | -32  | -2   | 02-07 | -20 | -17  | -14 | -21 | -16 | -24 | -18 | -14 | -27 | -17 | -23 |
|   | <b>IE</b>      | -2   | 03-93 | 23   | 56   | 12-01 | :   | :    | :   | :   | :   | :   | :   | :   | :   | :   | :   |
|   | <b>EL</b>      | -70  | 10-05 | -48  | -14  | 07-08 | -50 | -48  | -36 | -41 | -38 | -36 | -37 | -40 | -38 | -53 | -52 |
|   | <b>ES</b>      | -48  | 06-08 | 16   | 58   | 08-96 | -42 | -43  | -40 | -40 | -41 | -38 | -32 | -4  | -7  | -11 | -26 |
|   | <b>FR</b>      | -5   | 10-08 | 36   | 61   | 06-95 | -5  | 4    | 8   | 11  | 7   | 11  | 4   | 4   | 6   | 6   | 3   |
|   | <b>IT</b>      | 26   | 06-04 | 49   | 85   | 09-09 | 75  | 73   | 76  | 72  | 76  | 79  | 75  | 74  | 67  | 70  | 83  |
|   | <b>CY</b>      | -35  | 07-04 | -12  | 10   | 06-01 | -17 | -14  | -3  | -9  | -2  | -9  | -12 | -12 | -7  | -6  | -11 |
|   | <b>LV</b>      | -78  | 12-95 | -57  | -27  | 09-01 | -59 | -58  | -58 | -63 | -64 | -65 | -61 | -64 | -68 | -69 | -70 |
|   | <b>LT</b>      | -49  | 10-05 | -38  | -17  | 09-09 | -46 | -37  | -31 | -32 | -23 | -25 | -26 | -19 | -21 | -20 | -17 |
|   | <b>LU</b>      | 45   | 04-03 | 57   | 69   | 08-07 | 62  | 60   | 57  | 56  | 61  | 53  | 50  | 50  | 46  | 51  | 47  |
|   | <b>HU</b>      | -83  | 11-95 | -65  | -28  | 12-00 | -70 | -67  | -67 | -69 | -70 | -70 | -75 | -70 | -72 | -71 | -69 |
|   | <b>MT</b>      | -56  | 08-05 | -43  | -24  | 01-03 | -42 | -46  | -50 | -44 | -46 | -41 | -49 | -50 | -46 | -49 | -48 |
|   | <b>NL</b>      | 47   | 06-91 | 62   | 71   | 11-08 | 65  | 71   | 69  | 70  | 64  | 68  | 68  | 68  | 66  | 65  | 60  |
|   | <b>AT</b>      | 17   | 12-96 | 45   | 65   | 11-07 | 54  | 52   | 52  | 45  | 45  | 40  | 36  | 37  | 38  | 40  | 35  |
|   | <b>PL</b>      | -49  | 09-01 | -29  | -12  | 07-07 | -22 | -26  | -25 | -22 | -30 | -24 | -23 | -21 | -21 | -19 | -21 |
|   | <b>PT</b>      | -72  | 06-08 | -40  | -13  | 01-92 | -65 | -65  | -68 | -68 | -67 | -68 | -66 | -66 | -62 | -63 | -58 |
|   | <b>RO</b>      | -62  | 06-02 | -47  | -24  | 06-01 | -45 | -43  | -45 | -42 | -46 | -45 | -48 | -44 | -47 | -52 | -47 |
|   | <b>SI</b>      | -25  | 09-97 | -9   | 19   | 12-06 | -15 | -8   | 2   | 4   | -4  | 0   | 3   | 2   | -3  | 4   | 1   |
|   | <b>SK</b>      | -55  | 10-04 | -43  | -26  | 02-09 | -33 | -33  | -30 | -31 | -26 | -33 | -32 | -31 | -31 | -33 | -33 |
|   | <b>FI</b>      | -23  | 04-94 | 8    | 37   | 11-07 | 29  | 27   | 25  | 18  | 9   | 11  | 7   | 10  | 8   | 8   | 9   |
|   | <b>SE</b>      | -9   | 09-01 | 8    | 26   | 08-07 | 14  | 16   | 15  | 10  | 14  | 9   | 8   | 6   | 11  | 11  | 12  |
|   | <b>UK</b>      | -22  | 03-09 | 13   | 41   | 08-07 | 10  | 6    | -3  | -14 | -21 | -22 | -17 | -20 | -19 | -18 | -12 |
| MAJOR PURCHASES OVER NEXT 12 MONTHS (Question 9)            | <b>EU</b>      | -27  | 01-09 | -16  | -9   | 03-00 | -24 | -24  | -24 | -27 | -26 | -25 | -26 | -27 | -25 | -25 | -24 |
|   | <b>EA</b>      | -25  | 01-09 | -17  | -12  | 03-00 | -22 | -22  | -23 | -25 | -23 | -23 | -24 | -25 | -23 | -24 | -23 |
|   | <b>BE</b>      | -29  | 10-96 | -15  | -6   | 10-03 | -21 | -19  | -26 | -20 | -23 | -21 | -26 | -27 | -22 | -23 | -22 |
|   | <b>BG</b>      | -47  | 04-03 | -29  | -6   | 08-08 | -18 | -17  | -19 | -17 | -24 | -18 | -26 | -25 | -24 | -25 | -31 |
|   | <b>CZ</b>      | -36  | 01-01 | -21  | 0    | 05-07 | -11 | -15  | -19 | -15 | -30 | -21 | -26 | -19 | -26 | -24 | -21 |
|   | <b>DK</b>      | -14  | 01-93 | -6   | 4    | 03-06 | -12 | -8   | -7  | -11 | -11 | -11 | -11 | -7  | -7  | -7  | -9  |
|   | <b>DE</b>      | -39  | 02-03 | -26  | -14  | 01-90 | -31 | -29  | -31 | -27 | -31 | -30 | -29 | -31 | -31 | -28 | -26 |
|   | <b>EE</b>      | -64  | 10-92 | -23  | 0    | 09-06 | -31 | -27  | -34 | -34 | -37 | -41 | -43 | -38 | -39 | -37 | -37 |
|   | <b>IE</b>      | -20  | 05-93 | -9   | 2    | 12-00 | :   | :    | :   | :   | :   | :   | :   | :   | :   | :   | :   |
|   | <b>EL</b>      | -60  | 10-05 | -25  | 5    | 06-03 | -34 | -35  | -24 | -34 | -35 | -37 | -28 | -34 | -33 | -38 | -33 |
|   | <b>ES</b>      | -50  | 11-08 | -25  | -7   | 11-00 | -45 | -50  | -49 | -49 | -49 | -45 | -45 | -45 | -39 | -41 | -39 |
|   | <b>FR</b>      | -8   | 05-08 | -1   | 1    | 09-99 | -7  | -5   | -6  | -5  | -5  | -5  | -5  | -5  | -5  | -5  | -5  |
|   | <b>IT</b>      | -36  | 01-09 | -17  | -8   | 12-06 | -13 | -15  | -14 | -36 | -19 | -21 | -23 | -27 | -23 | -30 | -30 |
|   | <b>CY</b>      | -41  | 02-09 | 6    | 40   | 03-03 | -9  | -23  | -29 | -32 | -41 | -40 | -40 | -34 | -28 | -37 | -35 |
|   | <b>LV</b>      | -84  | 03-96 | -31  | 23   | 06-06 | -8  | -12  | -21 | -23 | -24 | -32 | -34 | -33 | -45 | -39 | -42 |
|   | <b>LT</b>      | -32  | 08-09 | -5   | 17   | 03-08 | 6   | 0    | -6  | -10 | -18 | -20 | -27 | -26 | -27 | -29 | -32 |
|   | <b>LU</b>      | -27  | 10-08 | -15  | -6   | 01-02 | -27 | -25  | -24 | -24 | -21 | -21 | -18 | -19 | -26 | -19 | -26 |
|   | <b>HU</b>      | -69  | 06-95 | -39  | -7   | 08-02 | -50 | -50  | -52 | -55 | -58 | -60 | -64 | -58 | -60 | -60 | -58 |
|   | <b>MT</b>      | -22  | 02-07 | -8   | 2    | 07-08 | -4  | -4   | -4  | -2  | -3  | -3  | -4  | -4  | -3  | 0   | -1  |
|   | <b>NL</b>      | -24  | 03-03 | -13  | -4   | 11-98 | -17 | -13  | -16 | -13 | -15 | -13 | -18 | -13 | -17 | -15 | -17 |
|   | <b>AT</b> </   |      |       |      |      |       |     |      |     |     |     |     |     |     |     |     |     |

TABLE 4 (continued):

Consumer opinion on economic and financial conditions (s.a.)<sup>(a)(d)</sup>

|   |     | Since 1990 (*) |       |       |       | 2008  |     |     | 2009 |     |     |     |     |     |     |     |     |     |
|---|-----|----------------|-------|-------|-------|-------|-----|-----|------|-----|-----|-----|-----|-----|-----|-----|-----|-----|
|   |     | Min.           |       | Ave.  |       | Oct   | Nov | Dec | Jan  | Feb | Mar | Apr | May | Jun | Jul | Aug | Sep |     |
|   |     | Value          | Date  | Value | Date  |       |     |     |      |     |     |     |     |     |     |     |     |     |
| MAJOR PURCHASES AT PRESENT (Question 8)       | EU  | -36            | 10-08 | -11   | 6     | 01-00 | -36 | -34 | -31  | -27 | -26 | -24 | -23 | -21 | -20 | -19 | -18 | -15 |
|   | EA  | -37            | 10-08 | -16   | 5     | 03-99 | -37 | -36 | -34  | -26 | -26 | -24 | -23 | -22 | -20 | -18 | -17 | -15 |
|   | BE  | -40            | 06-97 | -1    | 26    | 09-07 | -13 | -11 | -16  | -7  | -11 | -8  | -6  | -8  | -2  | -2  | -1  | 6   |
|   | BG  | -65            | 06-02 | -41   | -17   | 10-06 | -29 | -28 | -28  | -33 | -32 | -30 | -32 | -36 | -31 | -25 | -33 |     |
|   | CZ  | -33            | 05-95 | 3     | 34    | 07-03 | 8   | 3   | -4   | -8  | -9  | -13 | -14 | -4  | -15 | -16 | -16 | -11 |
|   | DK  | -33            | 11-08 | -8    | 9     | 09-97 | -30 | -33 | -31  | -23 | -21 | -20 | -8  | -13 | -9  | -8  | -2  | -2  |
|   | DE  | -31            | 11-02 | -9    | 32    | 11-06 | -19 | -15 | -15  | -1  | 2   | 1   | -1  | 0   | 4   | 6   | 8   |     |
|   | EE  | -7             | 01-09 | 17    | 49    | 05-06 | -2  | -5  | -2   | -7  | -6  | -2  | 6   | 5   | 12  | 15  | 13  | 13  |
|   | IE  | -22            | 04-92 | 13    | 40    | 09-97 | :   | :   | :    | :   | :   | :   | :   | :   | :   | :   | :   | :   |
|   | EL  | -68            | 10-05 | -37   | -10   | 01-01 | -57 | -56 | -45  | -35 | -47 | -48 | -37 | -37 | -35 | -32 | -31 | -44 |
|   | ES  | -64            | 06-93 | -22   | 26    | 11-99 | -58 | -63 | -60  | -58 | -56 | -52 | -42 | -40 | -29 | -24 | -27 | -23 |
|   | FR  | -41            | 08-08 | -15   | 14    | 07-00 | -40 | -39 | -36  | -33 | -37 | -31 | -32 | -30 | -32 | -32 | -32 | -28 |
|   | IT  | -64            | 11-96 | -36   | -2    | 05-90 | -57 | -57 | -58  | -47 | -43 | -44 | -41 | -43 | -39 | -40 | -38 | -38 |
|   | CY  | -56            | 02-09 | -6    | 24    | 11-04 | -41 | -53 | -49  | -51 | -56 | -46 | -48 | -40 | -39 | -44 | -41 | -34 |
|   | LV  | -81            | 06-96 | -32   | 21    | 12-06 | -26 | -28 | -35  | -36 | -37 | -36 | -30 | -25 | -31 | -30 | -28 | -29 |
|   | LT  | -12            | 03-09 | 22    | 50    | 02-06 | 15  | 15  | 0    | -6  | -12 | -12 | -5  | -5  | 1   | 2   | 1   | 3   |
|   | LU  | -35            | 10-08 | -10   | 0     | 08-07 | -35 | -31 | -27  | -15 | -11 | -11 | -3  | -11 | -9  | -17 | -13 | -15 |
|   | HU  | -87            | 06-96 | -52   | -7    | 03-06 | -54 | -55 | -52  | -55 | -56 | -56 | -60 | -55 | -55 | -62 | -57 | :   |
|   | MT  | -22            | 04-09 | 7     | 36    | 09-03 | 2   | -9  | -9   | -2  | -4  | -13 | -22 | -15 | -14 | -11 | -9  | :   |
|   | NL  | -39            | 04-03 | 3     | 54    | 02-00 | -24 | -23 | -14  | -16 | -14 | -15 | -16 | -13 | -11 | -9  | -4  | -6  |
|   | AT  | -18            | 07-08 | 5     | 29    | 08-99 | -9  | -16 | -12  | -3  | -3  | -4  | 3   | 6   | 5   | 8   | 14  | 14  |
| PL  | -27 | 11-01          | -3    | 14    | 05-07 | 9     | 6   | 2   | 1    | -9  | -7  | -13 | -5  | -4  | -9  | -4  | -7  |     |
| PT  | -89 | 12-08          | -42   | -1    | 01-92 | -75   | -82 | -90 | -84  | -83 | -82 | -81 | -80 | -78 | -76 | -74 | -72 |     |
| RO  | -54 | 06-02          | -29   | 5     | 06-01 | -30   | -37 | -38 | -39  | -44 | -49 | -46 | -49 | -44 | -48 | -51 | -50 |     |
| SI  | -55 | 11-08          | -20   | 18    | 08-06 | -30   | -55 | -47 | -50  | -45 | -37 | -46 | -41 | -37 | -39 | -32 | -25 |     |
| SK  | -25 | 02-04          | -7    | 11    | 06-08 | 9     | 0   | 1   | -7   | -16 | -22 | -15 | -14 | -14 | -9  | -7  | -5  |     |
| FI  | -27 | 04-90          | 17    | 40    | 09-09 | -9    | -8  | -3  | 16   | 19  | 19  | 24  | 32  | 36  | 38  | 37  | 40  |     |
| SE  | -38 | 10-08          | 16    | 36    | 08-05 | -38   | -31 | -22 | -14  | -11 | -13 | -20 | -8  | -6  | 0   | 1   | 3   |     |
| UK  | -41 | 10-08          | 4     | 28    | 11-02 | -41   | -37 | -27 | -33  | -28 | -26 | -26 | -23 | -26 | -24 | -25 | -17 |     |
| PRICE TRENDS OVER NEXT 12 MONTHS (Question 6) | EU  | -11            | 08-09 | 22    | 49    | 09-90 | 20  | 11  | 6    | 6   | 3   | 2   | -1  | -5  | -6  | -9  | -11 | -9  |
|   | EA  | -16            | 08-09 | 22    | 51    | 01-91 | 19  | 11  | 7    | 5   | 4   | 1   | -2  | -8  | -9  | -12 | -16 | -14 |
|   | BE  | -14            | 08-09 | 19    | 46    | 10-01 | 6   | 2   | -6   | -11 | -9  | -11 | -11 | -10 | -11 | -12 | -14 | -7  |
|   | BG  | -3             | 07-01 | 36    | 54    | 12-06 | 48  | 49  | 46   | 45  | 38  | 39  | 35  | 33  | 34  | 26  | 21  | 25  |
|   | CZ  | -8             | 08-09 | 40    | 72    | 03-98 | 26  | 15  | 10   | 7   | -1  | 5   | 2   | -2  | -4  | 1   | -8  | -6  |
|   | DK  | -41            | 07-09 | -9    | 31    | 06-08 | 2   | -11 | -31  | -36 | -38 | -34 | -35 | -27 | -29 | -41 | -30 | -36 |
|   | DE  | -18            | 08-09 | 30    | 58    | 03-91 | 27  | 14  | 11   | 17  | 11  | 12  | 10  | 1   | -2  | -5  | -18 | -17 |
|   | EE  | -29            | 04-09 | 44    | 88    | 05-04 | 24  | 16  | -1   | -9  | -18 | -26 | -29 | -29 | -25 | -2  | -19 | -24 |
|   | IE  | 6              | 01-94 | 23    | 42    | 10-00 | :   | :   | :    | :   | :   | :   | :   | :   | :   | :   | :   | :   |
|   | EL  | 0              | 03-04 | 37    | 60    | 05-90 | 44  | 41  | 40   | 26  | 32  | 31  | 8   | 10  | 10  | 25  | 19  | 7   |
|   | ES  | -30            | 05-09 | 15    | 36    | 01-02 | 26  | 16  | 11   | 8   | 2   | -10 | -19 | -30 | -29 | -26 | -25 | -27 |
|   | FR  | -13            | 08-97 | 12    | 54    | 01-91 | 14  | 5   | 5    | 2   | 5   | 0   | -3  | -7  | -5  | -9  | -11 | -1  |
|   | IT  | -29            | 07-09 | 16    | 62    | 02-91 | -1  | -2  | -4   | -11 | -10 | -12 | -11 | -14 | -18 | -29 | -28 | -28 |
|   | CY  | -9             | 07-09 | 35    | 68    | 10-02 | 17  | 16  | 12   | 1   | 4   | 2   | 4   | -1  | 0   | -9  | 3   | 3   |
|   | LV  | -41            | 05-09 | 34    | 70    | 03-04 | 32  | 23  | 9    | 14  | 9   | -9  | -35 | -41 | -39 | -23 | -27 | -31 |
|   | LT  | 2              | 06-09 | 48    | 74    | 05-04 | 54  | 56  | 58   | 60  | 47  | 35  | 15  | 18  | 2   | 5   | 10  | 14  |
|   | LU  | -21            | 07-09 | 16    | 44    | 08-07 | 17  | 3   | -12  | -5  | -4  | -10 | -9  | -12 | -15 | -21 | -17 | -19 |
|   | HU  | 31             | 02-06 | 53    | 76    | 01-07 | 64  | 60  | 58   | 63  | 67  | 67  | 66  | 61  | 61  | 65  | 54  | :   |
|   | MT  | 5              | 09-03 | 28    | 51    | 11-08 | 38  | 51  | 41   | 31  | 35  | 33  | 39  | 37  | 36  | 33  | 29  | :   |
|   | NL  | -27            | 12-02 | 24    | 60    | 01-91 | 32  | 22  | 7    | -2  | 0   | -7  | -3  | -9  | -11 | -14 | -7  | -10 |
|   | AT  | -19            | 12-95 | 18    | 44    | 08-07 | 19  | 19  | 11   | 10  | 9   | 11  | 9   | 8   | 5   | 8   | 4   | 10  |
| PL  | 8   | 04-05          | 31    | 55    | 04-04 | 39    | 37  | 42  | 32   | 41  | 38  | 35  | 33  | 31  | 32  | 29  | 25  |     |
| PT  | -9  | 08-97          | 29    | 56    | 05-08 | 36    | 28  | 20  | 17   | 11  | 9   | 4   | -5  | -6  | -5  | 1   | -2  |     |
| RO  | 28  | 08-09          | 50    | 63    | 02-08 | 55    | 53  | 44  | 57   | 54  | 49  | 50  | 42  | 36  | 38  | 28  | 31  |     |
| SI  | -10 | 08-09          | 37    | 62    | 04-00 | 35    | 12  | 7   | 1    | 8   | 2   | -1  | -3  | 2   | -1  | -10 | -7  |     |
| SK  | 2   | 05-09          | 44    | 78    | 11-02 | 39    | 43  | 37  | 38   | 31  | 24  | 16  | 2   | 2   | 14  | 3   | 2   |     |
| FI  | -21 | 12-95          | 15    | 50    | 01-08 | 24    | 14  | 3   | 0    | -1  | -5  | -12 | -11 | -9  | -13 | -12 | -10 |     |
| SE  | -14 | 03-05          | 15    | 47    | 10-07 | 16    | 5   | -7  | -9   | -5  | 9   | 0   | 0   | 4   | -4  | 3   | 8   |     |
| UK  | -5  | 07-09          | 24    | 57    | 09-90 | 18    | 8   | -1  | 3    | -5  | -3  | -4  | -5  | -5  | -5  | -4  | 0   |     |
| PRICE TRENDS OVER LAST 12 MONTHS (Question 5) | EU  | -4             | 03-99 | 25    | 68    | 07-08 | 59  | 52  | 44   | 36  | 32  | 26  | 20  | 13  | 11  | 5   | 1   | -2  |
|   | EA  | -7             | 09-09 | 30    | 74    | 07-08 | 63  | 56  | 48   | 40  | 36  | 29  | 20  | 13  | 9   | 3   | -2  | -7  |
|   | BE  | -1             | 06-98 | 39    | 84    | 05-08 | 74  | 67  | 68   | 53  | 49  | 42  | 40  | 39  | 33  | 24  | 25  | 17  |
|   | BG  | 6              | 06-01 | 48    | 86    | 05-08 | 76  | 79  | 75   | 74  | 66  | 67  | 64  | 59  | 55  | 51  | 46  | 44  |
|   | CZ  | -33            | 08-03 | 16    | 63    | 03-98 | 8   | 9   | 2    | -9  | -12 | -15 | -17 | -21 | -25 | -24 | -30 | -33 |
|   | DK  | -51            | 09-93 | -21   | 56    | 07-08 | 49  | 40  | 20   | 3   | -6  | -10 | -14 | -15 | -22 | -18 | -22 | -26 |
|   | DE  | -18            | 09-09 | 33    | 78    | 07-08 | 66  | 57  | 46   | 45  | 35  | 28  | 19  | 12  | 7   | -2  | -16 | -18 |
|   | EE  | -19            | 09-09 | 37    | 88    | 04-08 | 75  | 60  | 54   | 39  | 30  | 9   | -4  | -14 | -18 | -2  | -16 | -19 |
|   | IE  | -3             | 07-97 | 31    | 66    | 12-02 | :   | :   | :    | :   | :   | :   | :   | :   | :   | :   | :   | :   |
|   | EL  | 5              | 06-99 | 46    | 85    | 01-08 | 74  | 71  | 70   | 44  | 53  | 55  | 41  | 43  | 38  | 43  | 37  | 45  |
|   | ES  | -31            | 09-09 | 33    | 66    | 07-08 | 63  | 57  | 50   | 43  | 38  | 13  | -11 | -18 | -23 | -23 | -25 | -31 |
|   | FR  | -23            | 01-99 | 21    | 83    | 06-08 | 67  | 56  | 51   | 44  | 44  | 39  | 35  | 30  | 27  | 25  | 28  | 16  |
|   | IT  | -7             | 09-09 | 36    | 70    | 08-08 | 62  | 58  | 51   | 38  | 33  | 29  | 20  | 14  | 12  | 0   | -2  | -7  |
|   | CY  | 20             | 08-01 | 42    | 68    | 06-08 | 67  | 65  | 61   | 56  | 52  | 46  | 40  | 32  | 29  | 37  | 37  | 27  |
|   | LV  | -31            | 09-96 | 32    | 81    | 06-08 | 68  | 67  | 55   | 56  | 50  | 34  | -2  | -17 | -23 | -10 | -13 | -24 |
|   | LT  | -17            | 10-03 | 28    | 71    | 06-08 | 66  | 64  | 64   | 62  | 65  | 62  | 54  | 46  | 32  | 30  | 24  | 25  |
|   | LU  | -2             | 09-09 | 40    | 70    | 08-08 | 57  | 45  | 37   | 25  | 28  | 21  | 17  | 10  | 10  | 2   | -2  | -2  |
|   | HU  | 6              | 04-06 | 40    | 71    | 06-95 | 48  | 46  | 47   | 50  | 47  | 51  | 48  | 44  | 46  | 49  | 50  | :   |
|   | MT  | 15             | 06-04 | 44    | 67    | 06-06 | 56  | 59  | 56   | 53  | 51  | 58  | 59  | 59  | 56  | 56  | 56  | :   |
|   | NL  | -21            | 09-09 | 26    | 89    | 12-02 | 40  | 33  | 22   | 13  | 10  | 1   | 3   | -4  | -8  | -13 | -16 | -21 |
|   | AT  | -48            | 02-96 | 16    | 80    | 06-08 | 66  | 58  | 48   | 40  | 37  | 31  | 20  | 19  | 17  | 10  | 3   | -2  |
| PL  | -4  |                |       |       |       |       |     |     |      |     |     |     |     |     |     |     |     |     |

TABLE 4b: Quarterly survey of consumers

(Data collected in January, April, July and October each year.)

**Intention to buy a car within the next 12 months (s.a.)<sup>(a)</sup>**

(Question 13)

|    | Since 1990 (*) |        |      |       |        | 2007 | 2008 |     |     |     | 2009 |     |     |     |
|----|----------------|--------|------|-------|--------|------|------|-----|-----|-----|------|-----|-----|-----|
|    | Min.           |        | Ave. | Max.  |        |      | IV   | I   | II  | III | IV   | I   | II  | III |
|    | Value          | Date   |      | Value | Date   |      |      |     |     |     |      |     |     |     |
| EU | -75            | I-09   | -59  | -47   | II-99  | -70  | -72  | -73 | -74 | -75 | -75  | -74 | -74 |     |
| EA | -78            | IV-08  | -61  | -49   | I-00   | -74  | -77  | -76 | -78 | -78 | -78  | -77 | -77 |     |
| BE | -85            | I-09   | -62  | -45   | II-95  | -79  | -81  | -83 | -83 | -85 | -85  | -82 | -81 |     |
| BG | -93            | I-02   | -83  | -72   | III-08 | -78  | -77  | -75 | -72 | -77 | -76  | -78 | -77 |     |
| CZ | -80            | II-05  | -72  | -65   | I-09   | -70  | -68  | -67 | -70 | -69 | -65  | -73 | -74 |     |
| DK | -79            | I-90   | -65  | -43   | I-97   | -69  | -68  | -68 | -65 | -72 | -69  | -70 | -76 |     |
| DE | -78            | IV-08  | -49  | -28   | II-90  | -74  | -75  | -76 | -76 | -78 | -77  | -77 | -76 |     |
| EE | -87            | III-09 | -72  | -53   | II-03  | -74  | -77  | -76 | -77 | -78 | -81  | -86 | -87 |     |
| IE | -73            | I-09   | -42  | -21   | IV-99  | -61  | -72  | -69 | -69 | -68 | -73  | -65 | -67 |     |
| EL | -88            | III-93 | -66  | -38   | II-00  | -59  | -73  | -67 | -68 | -79 | -78  | -73 | -76 |     |
| ES | -85            | II-09  | -70  | -25   | III-99 | -78  | -82  | -79 | -84 | -84 | -81  | -85 | -80 |     |
| FR | -83            | II-97  | -77  | -70   | II-90  | -73  | -76  | -74 | -80 | -76 | -78  | -75 | -78 |     |
| IT | -87            | III-08 | -67  | -47   | II-90  | -84  | -86  | -87 | -87 | -85 | -85  | -84 | -83 |     |
| CY | -77            | II-09  | -56  | -45   | I-04   | -48  | -50  | -51 | -64 | -67 | -74  | -77 | -72 |     |
| LV | -84            | I-00   | -65  | -11   | I-02   | -40  | -55  | -55 | -51 | -59 | -66  | -59 | -73 |     |
| LT | -87            | II-09  | -75  | -65   | III-01 | -72  | -75  | -77 | -77 | -77 | -85  | -87 | -85 |     |
| LU | -77            | IV-05  | -56  | -24   | III-02 | -63  | -64  | -67 | -63 | -72 | -66  | -69 | -64 |     |
| HU | -91            | III-09 | -76  | -33   | I-00   | -85  | -85  | -87 | -82 | -89 | -89  | -89 | -91 |     |
| MT | -89            | II-05  | -84  | -75   | I-03   | -84  | -84  | -84 | -84 | -82 | -79  | -82 | -86 |     |
| NL | -59            | IV-05  | -46  | -36   | IV-99  | -48  | -51  | -48 | -53 | -54 | -55  | -56 | -58 |     |
| AT | -68            | IV-08  | -55  | -40   | III-00 | -66  | -67  | -66 | -65 | -69 | -65  | -63 | -60 |     |
| PL | -77            | III-03 | -73  | -64   | IV-08  | -72  | -68  | -67 | -70 | -65 | -68  | -71 | -66 |     |
| PT | -89            | II-09  | -68  | -49   | III-98 | -84  | -85  | -88 | -84 | -86 | -88  | -89 | -87 |     |
| RO | -81            | IV-03  | -72  | -61   | IV-08  | -61  | -68  | -66 | -61 | -61 | -65  | -71 | -72 |     |
| SI | -77            | I-04   | -60  | -44   | I-01   | -72  | -69  | -73 | -71 | -68 | -76  | -75 | -74 |     |
| SK | -85            | II-04  | -79  | -74   | IV-07  | -74  | -75  | -77 | -78 | -75 | -79  | -77 | -79 |     |
| FI | -68            | II-09  | -50  | -31   | IV-02  | -62  | -58  | -56 | -62 | -66 | -65  | -68 | -61 |     |
| SE | -66            | II-09  | -44  | -27   | I-00   | -54  | -52  | -54 | -59 | -59 | -65  | -66 | -60 |     |
| UK | -71            | III-93 | -52  | -34   | II-99  | -59  | -58  | -65 | -65 | -67 | -69  | -64 | -65 |     |

**Intention to purchase or build a home within the next 12 months (s.a.)<sup>(a)</sup>**

(Question 14)

|    | Since 1990 (*) |        |      |       |        | 2007 | 2008 |     |     |     | 2009 |     |     |     |
|----|----------------|--------|------|-------|--------|------|------|-----|-----|-----|------|-----|-----|-----|
|    | Min.           |        | Ave. | Max.  |        |      | IV   | I   | II  | III | IV   | I   | II  | III |
|    | Value          | Date   |      | Value | Date   |      |      |     |     |     |      |     |     |     |
| EU | -90            | I-09   | -83  | -78   | III-90 | -87  | -87  | -89 | -89 | -88 | -90  | -89 | -88 |     |
| EA | -91            | I-09   | -85  | -80   | III-90 | -89  | -89  | -91 | -91 | -90 | -91  | -91 | -89 |     |
| BE | -93            | IV-03  | -82  | -67   | II-95  | -91  | -91  | -90 | -91 | -91 | -91  | -89 | -91 |     |
| BG | -96            | I-02   | -92  | -86   | III-08 | -90  | -90  | -89 | -87 | -90 | -91  | -90 | -88 |     |
| CZ | -92            | II-09  | -87  | -83   | III-08 | -85  | -87  | -85 | -83 | -85 | -88  | -92 | -91 |     |
| DK | -86            | III-03 | -77  | -62   | II-02  | -81  | -76  | -82 | -82 | -83 | -82  | -82 | -80 |     |
| DE | -94            | II-08  | -85  | -78   | IV-99  | -93  | -92  | -94 | -94 | -93 | -94  | -94 | -93 |     |
| EE | -94            | III-09 | -53  | 11    | IV-99  | -81  | -87  | -84 | -86 | -88 | -88  | -90 | -94 |     |
| IE | -90            | IV-08  | -80  | -71   | II-06  | -83  | -89  | -89 | -89 | -90 | -89  | -89 | -89 |     |
| EL | -92            | I-95   | -82  | -68   | I-03   | -81  | -82  | -82 | -77 | -88 | -87  | -85 | -80 |     |
| ES | -91            | III-08 | -81  | -71   | III-99 | -87  | -88  | -87 | -91 | -89 | -89  | -90 | -90 |     |
| FR | -90            | II-92  | -86  | -81   | II-04  | -83  | -84  | -87 | -88 | -86 | -89  | -87 | -86 |     |
| IT | -97            | IV-07  | -87  | -79   | IV-90  | -97  | -96  | -97 | -95 | -96 | -95  | -96 | -92 |     |
| CY | -84            | III-09 | -74  | -64   | I-04   | -73  | -76  | -78 | -81 | -76 | -81  | -80 | -84 |     |
| LV | -95            | I-03   | -82  | -15   | I-02   | -78  | -79  | -81 | -78 | -81 | -87  | -84 | -90 |     |
| LT | -95            | II-09  | -89  | -82   | I-03   | -88  | -88  | -91 | -93 | -92 | -94  | -95 | -95 |     |
| LU | -83            | IV-08  | -76  | -64   | IV-02  | -74  | -82  | -81 | -78 | -83 | -78  | -81 | -80 |     |
| HU | -93            | II-09  | -82  | -39   | I-00   | -89  | -90  | -89 | -86 | -91 | -92  | -93 | -92 |     |
| MT | -95            | III-08 | -91  | -85   | II-03  | -91  | -95  | -92 | -95 | -93 | -94  | -90 | -90 |     |
| NL | -84            | IV-03  | -78  | -68   | III-99 | -77  | -81  | -78 | -82 | -81 | -84  | -83 | -84 |     |
| AT | -91            | III-03 | -84  | -65   | III-01 | -84  | -89  | -90 | -88 | -90 | -88  | -89 | -86 |     |
| PL | -89            | II-03  | -85  | -82   | I-08   | -86  | -82  | -83 | -86 | -83 | -83  | -84 | -85 |     |
| PT | -93            | III-09 | -78  | -65   | III-98 | -87  | -88  | -89 | -89 | -89 | -92  | -91 | -93 |     |
| RO | -87            | IV-03  | -81  | -74   | IV-08  | -76  | -80  | -78 | -80 | -74 | -81  | -85 | -84 |     |
| SI | -91            | I-09   | -79  | -71   | IV-96  | -82  | -85  | -82 | -85 | -87 | -91  | -86 | -88 |     |
| SK | -90            | IV-03  | -86  | -82   | II-00  | -84  | -85  | -86 | -85 | -83 | -87  | -88 | -87 |     |
| FI | -87            | IV-08  | -82  | -76   | III-02 | -82  | -85  | -86 | -86 | -87 | -85  | -85 | -86 |     |
| SE | -79            | II-08  | -72  | -61   | IV-02  | -72  | -72  | -79 | -76 | -75 | -77  | -76 | -76 |     |
| UK | -88            | I-09   | -78  | -66   | I-90   | -84  | -81  | -88 | -86 | -84 | -88  | -84 | -86 |     |

TABLE 4b (continued): Quarterly survey of consumers

(Data collected in January, April, July and October each year.)

Intention to carry out home improvements over the next 12 months (s.a.)<sup>(a)</sup>

(Question 15)

|           | Since 1990 (*) |        |       |      | 2007   | 2008 |     |     |     | 2009 |     |     |     |
|-----------|----------------|--------|-------|------|--------|------|-----|-----|-----|------|-----|-----|-----|
|           | Min.           |        | Ave.  |      |        | IV   | I   | II  | III | IV   | I   | II  | III |
|           | Value          | Date   | Value | Date |        |      |     |     |     |      |     |     |     |
| <b>EU</b> | -67            | IV-96  | -60   | -53  | III-07 | -55  | -58 | -58 | -58 | -61  | -61 | -59 | -58 |
| <b>EA</b> | -68            | III-93 | -62   | -57  | III-00 | -61  | -63 | -63 | -63 | -64  | -64 | -63 | -61 |
| <b>BE</b> | -65            | III-97 | -51   | -32  | III-01 | -50  | -49 | -52 | -52 | -55  | -48 | -51 | -43 |
| <b>BG</b> | -86            | I-02   | -70   | -56  | III-08 | -62  | -62 | -58 | -56 | -63  | -62 | -64 | -63 |
| <b>CZ</b> | -51            | III-01 | -32   | -18  | I-07   | -24  | -30 | -19 | -28 | -18  | -21 | -38 | -36 |
| <b>DK</b> | -87            | I-90   | -65   | -26  | I-00   | -58  | -57 | -57 | -64 | -68  | -69 | -59 | -62 |
| <b>DE</b> | -60            | III-93 | -53   | -45  | I-90   | -49  | -53 | -52 | -50 | -55  | -54 | -54 | -52 |
| <b>EE</b> | -68            | IV-92  | -42   | -12  | II-06  | -22  | -37 | -36 | -40 | -44  | -47 | -60 | -63 |
| <b>IE</b> | -81            | II-90  | -66   | -50  | I-06   | -68  | -66 | -62 | -61 | -60  | -61 | -58 | -58 |
| <b>EL</b> | -84            | II-06  | -70   | -44  | IV-95  | -64  | -74 | -68 | -67 | -72  | -68 | -67 | -66 |
| <b>ES</b> | -85            | III-08 | -74   | -61  | IV-90  | -81  | -84 | -83 | -85 | -84  | -85 | -84 | -81 |
| <b>FR</b> | -79            | IV-95  | -69   | -52  | III-07 | -54  | -60 | -58 | -63 | -60  | -61 | -59 | -58 |
| <b>IT</b> | -88            | IV-06  | -73   | -59  | III-98 | -88  | -84 | -88 | -83 | -84  | -80 | -85 | -82 |
| <b>CY</b> | -73            | III-06 | -61   | -46  | III-01 | -55  | -57 | -66 | -63 | -64  | -56 | -62 | -63 |
| <b>LV</b> | -77            | IV-95  | -51   | -10  | I-02   | -18  | -29 | -25 | -23 | -36  | -40 | -41 | -52 |
| <b>LT</b> | -78            | II-09  | -60   | -52  | I-07   | -53  | -55 | -57 | -62 | -60  | -71 | -78 | -77 |
| <b>LU</b> | -45            | I-03   | -33   | -22  | II-04  | -25  | -32 | -33 | -38 | -37  | -36 | -27 | -40 |
| <b>HU</b> | -84            | I-09   | -63   | -23  | III-00 | -76  | -77 | -80 | -77 | -80  | -84 | -84 | -80 |
| <b>MT</b> | -71            | III-06 | -64   | -57  | I-07   | -59  | -57 | -59 | -59 | -58  | -64 | -61 | -63 |
| <b>NL</b> | -59            | II-96  | -48   | -35  | IV-00  | -41  | -45 | -49 | -45 | -45  | -50 | -44 | -47 |
| <b>AT</b> | -50            | III-02 | -36   | -21  | II-06  | -27  | -29 | -33 | -32 | -34  | -34 | -27 | -28 |
| <b>PL</b> | -48            | III-03 | -38   | -30  | II-04  | -42  | -33 | -40 | -47 | -40  | -39 | -42 | -38 |
| <b>PT</b> | -83            | IV-08  | -65   | -45  | I-98   | -75  | -79 | -80 | -82 | -83  | -83 | -82 | -82 |
| <b>RO</b> | -59            | III-09 | -48   | -40  | I-07   | -42  | -44 | -42 | -44 | -42  | -45 | -56 | -59 |
| <b>SI</b> | -52            | II-08  | -32   | -16  | III-07 | -35  | -49 | -53 | -49 | -42  | -47 | -50 | -48 |
| <b>SK</b> | -63            | III-04 | -55   | -46  | III-07 | -47  | -47 | -47 | -48 | -48  | -57 | -59 | -57 |
| <b>FI</b> | -72            | III-98 | -61   | -45  | II-08  | -53  | -50 | -45 | -47 | -52  | -54 | -49 | -50 |
| <b>SE</b> | -47            | II-96  | -28   | -16  | II-08  | -18  | -19 | -16 | -19 | -26  | -22 | -21 | -21 |
| <b>UK</b> | -74            | III-96 | -53   | -35  | I-04   | -44  | -48 | -50 | -50 | -56  | -58 | -49 | -52 |

(a) Balances: i.e., differences between the percentages of respondents giving positive and negative replies.

TABLE 5: Monthly survey of retail trade (s.a.) <sup>(a)(b)(d)</sup>

|  |    | Since 1990 (*) |       |       |      |       |      | 2008 |     |     | 2009 |     |     |     |     |     |     |     |     |
|--|----|----------------|-------|-------|------|-------|------|------|-----|-----|------|-----|-----|-----|-----|-----|-----|-----|-----|
|  |    | Min.           |       | Ave.  |      | Max.  |      | Oct  | Nov | Dec | Jan  | Feb | Mar | Apr | May | Jun | Jul | Aug | Sep |
|  |    | Value          | Date  | Value | Date | Value | Date |      |     |     |      |     |     |     |     |     |     |     |     |
| RETAIL TRADE                                 | EU | -25            | 01-09 | -6    | 6    | 08-07 | -16  | -18  | -25 | -25 | -24  | -22 | -21 | -17 | -17 | -14 | -12 | -11 |     |
| CONFIDENCE INDICATOR                         | EA | -21            | 02-93 | -7    | 7    | 08-90 | -13  | -13  | -20 | -20 | -19  | -17 | -20 | -14 | -17 | -13 | -14 | -15 |     |
|  | BE | -29            | 01-09 | -6    | 13   | 04-90 | -25  | -25  | -27 | -29 | -21  | -20 | -19 | -16 | -16 | -13 | -14 | -21 |     |
|  | BG | -15            | 08-09 | 17    | 32   | 06-00 | 19   | 17   | 3   | 4   | -1   | -9  | -8  | -11 | -13 | -15 | -15 | -6  |     |
|  | CZ | -1             | 02-99 | 15    | 28   | 02-08 | 19   | 15   | 11  | 7   | 7    | 9   | 11  | 11  | 5   | 3   | 1   | 0   |     |
|  | DK | -33            | 02-09 | 15    | 37   | 11-94 | -15  | -21  | -29 | -29 | -33  | -32 | -23 | -20 | -20 | -13 | -6  | -10 |     |
|  | DE | -41            | 01-03 | -16   | 19   | 12-90 | -25  | -31  | -28 | -26 | -28  | -29 | -27 | -24 | -21 | -19 | -18 | -16 |     |
|  | EE | -46            | 06-09 | 12    | 36   | 04-07 | -22  | -31  | -33 | -34 | -42  | -44 | -45 | -42 | -46 | -38 | -34 | -32 |     |
|  | IE | -21            | 05-03 | 1     | 24   | 06-00 | :    | :    | :   | :   | :    | :   | :   | :   | :   | :   | :   | :   |     |
|  | EL | -38            | 03-09 | 5     | 39   | 07-07 | -1   | -9   | -20 | -26 | -33  | -38 | -35 | -20 | -12 | -7  | -9  | -7  |     |
|  | ES | -36            | 02-93 | -9    | 10   | 06-00 | -30  | -26  | -34 | -29 | -29  | -27 | -29 | -22 | -22 | -22 | -23 | -22 |     |
|  | FR | -37            | 04-97 | -13   | 9    | 12-07 | -19  | -3   | -24 | -25 | -24  | -5  | -25 | -8  | -24 | -17 | -13 | -15 |     |
|  | IT | -19            | 09-96 | 10    | 39   | 09-95 | 17   | 12   | 2   | 2   | 9    | 1   | 7   | 2   | 4   | 8   | -4  | -10 |     |
|  | CY | -29            | 04-09 | -3    | 17   | 05-07 | 0    | -9   | -16 | -21 | -28  | -29 | -29 | -25 | -21 | -23 | -26 | -20 |     |
|  | LV | -35            | 02-09 | 8     | 23   | 03-07 | -12  | -17  | -27 | -30 | -35  | -33 | -29 | -27 | -28 | -26 | -26 | -25 |     |
|  | LT | -58            | 04-09 | -1    | 42   | 01-07 | -11  | -26  | -32 | -47 | -53  | -51 | -58 | -35 | -37 | -37 | -41 | -45 |     |
|  | HU | -41            | 03-09 | -11   | 9    | 11-97 | -17  | -26  | -33 | -26 | -32  | -41 | -36 | -33 | -29 | -30 | -23 | -28 |     |
|  | NL | -16            | 12-03 | 12    | 29   | 10-99 | :    | :    | :   | :   | :    | :   | :   | :   | :   | :   | :   | :   |     |
|  | AT | -29            | 03-03 | -12   | 4    | 07-00 | -14  | -18  | -18 | -14 | -20  | -27 | -22 | -13 | -13 | -15 | -10 | -10 |     |
|  | PL | -16            | 03-03 | -3    | 8    | 10-07 | 2    | -1   | -4  | -2  | -9   | -12 | -10 | -8  | -11 | -10 | -5  | -6  |     |
|  | PT | -29            | 02-09 | -9    | 4    | 01-99 | -22  | -22  | -29 | -27 | -30  | -26 | -28 | -20 | -18 | -19 | -15 | -15 |     |
|  | RO | -22            | 07-09 | 15    | 36   | 12-97 | 14   | 0    | 1   | 2   | -13  | -10 | -20 | -18 | -19 | -22 | -21 | -10 |     |
|  | SI | -23            | 06-09 | 13    | 37   | 09-07 | 26   | 11   | -1  | -6  | -11  | -20 | -20 | -20 | -23 | -22 | -15 | -15 |     |
|  | SK | -23            | 03-09 | 9     | 34   | 11-98 | 20   | 10   | 3   | 6   | -4   | -23 | -23 | -21 | -21 | -23 | -15 | -15 |     |
|  | FI | -21            | 06-09 | -1    | 27   | 08-07 | 2    | -1   | -7  | -12 | -14  | -17 | -18 | -20 | -21 | -14 | -16 | -14 |     |
|  | SE | -26            | 12-08 | 9     | 36   | 07-06 | -6   | -21  | -26 | -26 | -19  | -20 | -17 | -6  | 0   | -1  | 14  | 18  |     |
|  | UK | -49            | 01-09 | -6    | 20   | 06-04 | -35  | -38  | -46 | -50 | -46  | -38 | -27 | -27 | -22 | -20 | -10 | -1  |     |
| PRESENT BUSINESS SITUATION (Question 1)      | EU | -30            | 12-08 | -6    | 18   | 04-90 | -17  | -18  | -30 | -29 | -28  | -26 | -27 | -20 | -24 | -18 | -17 | -13 |     |
|  | EA | -29            | 12-94 | -7    | 20   | 06-90 | -14  | -11  | -23 | -21 | -21  | -20 | -26 | -18 | -24 | -16 | -20 | -21 |     |
|  | BE | -41            | 10-95 | -6    | 29   | 06-00 | -27  | -32  | -23 | -29 | -15  | -19 | -21 | -14 | -20 | -14 | -9  | -27 |     |
|  | BG | -38            | 08-09 | 20    | 54   | 11-97 | 24   | 23   | 0   | 0   | -5   | -27 | -25 | -26 | -31 | -36 | -38 | -23 |     |
|  | CZ | 0              | 11-98 | 32    | 64   | 11-07 | 47   | 38   | 30  | 28  | 26   | 21  | 22  | 21  | 14  | 15  | 12  | 4   |     |
| Component of the retail confidence indicator | DK | -45            | 03-09 | 26    | 57   | 11-94 | -13  | -26  | -34 | -38 | -45  | -45 | -39 | -36 | -36 | -25 | -15 | -18 |     |
|  | DE | -54            | 12-02 | -17   | 46   | 11-90 | -20  | -24  | -25 | -18 | -20  | -23 | -15 | -10 | -14 | -4  | -6  | -2  |     |
|  | EE | -61            | 06-09 | 28    | 73   | 04-07 | -25  | -33  | -49 | -52 | -52  | -50 | -61 | -55 | -62 | -48 | -37 | -38 |     |
|  | IE | -30            | 05-03 | 3     | 37   | 06-98 | :    | :    | :   | :   | :    | :   | :   | :   | :   | :   | :   | :   |     |
|  | EL | -57            | 04-09 | 0     | 65   | 09-07 | 11   | 0    | -19 | -25 | -41  | -49 | -57 | -37 | -18 | -5  | -3  | 5   |     |
|  | ES | -72            | 07-93 | -31   | 4    | 06-00 | -68  | -62  | -69 | -63 | -63  | -61 | -67 | -61 | -59 | -58 | -50 | -56 |     |
|  | FR | -50            | 03-93 | -11   | 26   | 12-07 | -17  | -2   | -22 | -31 | -27  | -7  | -34 | -11 | -39 | -26 | -24 | -33 |     |
|  | IT | -42            | 01-95 | 16    | 73   | 01-93 | 23   | 27   | -2  | 5   | 6    | 2   | -6  | -6  | -2  | 3   | -21 | -19 |     |
|  | CY | -48            | 04-03 | -22   | 21   | 04-07 | -1   | -11  | -17 | -27 | -33  | -39 | -37 | -43 | -40 | -38 | -41 | -39 |     |
|  | LV | -60            | 02-09 | 4     | 37   | 03-07 | -25  | -30  | -46 | -53 | -60  | -53 | -52 | -50 | -46 | -44 | -43 | -45 |     |
|  | LT | -58            | 09-09 | -4    | 75   | 01-07 | -20  | -31  | -35 | -47 | -54  | -50 | -49 | -36 | -47 | -37 | -31 | -58 |     |
|  | HU | -60            | 03-09 | -11   | 16   | 03-98 | -22  | -26  | -39 | -28 | -45  | -60 | -58 | -53 | -48 | -43 | -38 | -51 |     |
|  | NL | -27            | 12-03 | 27    | 57   | 06-99 | :    | :    | :   | :   | :    | :   | :   | :   | :   | :   | :   | :   |     |
|  | AT | -36            | 04-03 | -9    | 17   | 05-07 | -10  | -11  | -15 | -2  | -18  | -28 | -22 | -7  | -8  | -10 | -4  | -4  |     |
|  | PL | -32            | 10-01 | -7    | 19   | 11-07 | 8    | 6    | -1  | 5   | -4   | -9  | -11 | -4  | -13 | -12 | -6  | -9  |     |
|  | PT | -52            | 04-09 | -23   | 3    | 07-99 | -36  | -34  | -43 | -43 | -42  | -44 | -52 | -44 | -44 | -46 | -41 | -43 |     |
|  | RO | -42            | 08-09 | 24    | 57   | 09-97 | 16   | 3    | -1  | -4  | -21  | -9  | -26 | -32 | -37 | -37 | -42 | -16 |     |
|  | SI | -42            | 03-09 | 20    | 58   | 12-07 | 39   | 17   | 14  | 22  | 3    | -42 | -31 | -31 | -33 | -35 | -38 | -26 |     |
|  | SK | -35            | 06-95 | 13    | 58   | 11-98 | 30   | 14   | 10  | 12  | 16   | -16 | -23 | -20 | -26 | -32 | -27 | -24 |     |
|  | FI | -29            | 06-09 | 12    | 51   | 09-07 | 15   | 10   | 6   | -2  | -8   | -21 | -22 | -26 | -29 | -17 | -25 | -26 |     |
|  | SE | -31            | 01-09 | 14    | 65   | 07-06 | 3    | -22  | -29 | -31 | -21  | -29 | -23 | -3  | 7   | -4  | 26  | 33  |     |
|  | UK | -62            | 01-09 | -6    | 42   | 06-04 | -40  | -45  | -62 | -63 | -54  | -47 | -31 | -31 | -26 | -26 | -13 | 9   |     |
| VOLUME OF STOCKS (Question 2)                | EU | 21             | 09-92 | 15    | 7    | 08-09 | 19   | 18   | 20  | 21  | 18   | 12  | 12  | 10  | 10  | 9   | 7   | 9   |     |
|  | EA | 22             | 09-96 | 15    | 7    | 01-91 | 17   | 15   | 19  | 20  | 17   | 9   | 11  | 8   | 9   | 10  | 10  | 10  |     |
|  | BE | 32             | 03-92 | 12    | -6   | 07-09 | 18   | 17   | 26  | 20  | 5    | 2   | -2  | 1   | 0   | -6  | 4   | 4   |     |
|  | BG | 12             | 11-00 | -14   | -55  | 03-97 | -3   | -3   | -1  | -2  | -3   | 0   | -1  | 3   | 1   | 0   | -1  | -3  |     |
|  | CZ | 27             | 05-95 | 10    | 0    | 03-00 | 8    | 10   | 13  | 13  | 11   | 10  | 1   | 0   | 7   | 10  | 10  | 10  |     |
| Component of the retail confidence indicator | DK | 33             | 12-08 | 18    | -1   | 04-98 | 23   | 24   | 33  | 32  | 26   | 26  | 21  | 23  | 19  | 18  | 15  | 16  |     |
|  | DE | 40             | 01-03 | 24    | 3    | 01-91 | 26   | 33   | 26  | 26  | 26   | 23  | 21  | 20  | 19  | 20  | 21  | 22  |     |
|  | EE | 37             | 06-09 | 14    | 0    | 09-06 | 32   | 37   | 30  | 32  | 30   | 33  | 36  | 34  | 37  | 30  | 33  | 27  |     |
|  | IE | 25             | 08-98 | 10    | -5   | 06-00 | :    | :    | :   | :   | :    | :   | :   | :   | :   | :   | :   | :   |     |
|  | EL | 41             | 12-93 | 14    | -7   | 11-02 | 25   | 25   | 27  | 32  | 36   | 33  | 26  | 17  | 8   | 3   | 3   | 10  |     |
|  | ES | 25             | 06-06 | 5     | -8   | 02-96 | 2    | 1    | 10  | 10  | 4    | 3   | 1   | 0   | -2  | -2  | 6   | -5  |     |
|  | FR | 21             | 09-98 | 11    | -14  | 03-09 | 18   | -9   | 18  | 17  | 15   | -14 | 8   | -10 | 3   | 3   | 0   | 4   |     |
|  | IT | 43             | 09-96 | 8     | -8   | 09-99 | 8    | 21   | 11  | 19  | 10   | 11  | 1   | 8   | 5   | 9   | 10  | 9   |     |
|  | CY | 26             | 03-09 | -1    | -16  | 04-05 | 19   | 19   | 20  | 25  | 21   | 26  | 25  | 14  | 14  | 20  | 15  | 11  |     |
|  | LV | 8              | 12-02 | -2    | -18  | 07-96 | 3    | 3    | 2   | 1   | 1    | 2   | 1   | 5   | 2   | 3   | 0   | -1  |     |
|  | LT | 50             | 04-09 | 1     | -21  | 12-99 | 8    | 8    | 16  | 48  | 43   | 43  | 50  | 21  | 22  | 26  | 28  | 21  |     |
|  | HU | 33             | 01-99 | 21    | 4    | 02-96 | 18   | 20   | 18  | 11  | 9    | 13  | 10  | 13  | 13  | 16  | 15  | 11  |     |
|  | NL | 19             | 06-05 | 11    | 5    | 07-97 | :    | :    | :   | :   | :    | :   | :   | :   | :   | :   | :   | :   |     |
|  | AT | 36             | 01-96 | 24    | -2   | 01-00 | 23   | 25   | 22  | 23  | 22   | 23  | 21  | 20  | 20  | 20  | 17  | 21  |     |
|  | PL | 9              | 12-08 | -2    | -18  | 12-93 | 8    | 7    | 9   | 6   | 7    | 7   | 6   | 7   | 7   | 6   | 6   | 6   |     |
|  | PT | 25             | 06-90 | 9     | -3   | 12-03 | 16   | 19   | 19  | 12  | 13   | 8   | 10  | 4   | 4   | 6   | 0   | 0   |     |
|  | RO | 55             | 10-95 | 4     | -20  | 12-94 | 4    | 12   | 6   | 7   | 3    | 5   | 20  | 11  | 10  | 13  | 11  | 4   |     |
|  | SI | 33             | 01-99 | 12    | -4   | 03-08 | -3   | 2    | 21  | 17  | 22   | 19  | 24  | 19  | 17  | 18  | 18  | 17  |     |
|  | SK | 26             | 02-   |       |      |       |      |      |     |     |      |     |     |     |     |     |     |     |     |

TABLE 5 (continued): Monthly survey of retail trade (s.a.) <sup>(a) (b) (d)</sup>

|  |     | Since 1990 (*) |       |       |       | 2008  |     |     | 2009 |     |     |     |     |     |     |     |     |     |
|--|-----|----------------|-------|-------|-------|-------|-----|-----|------|-----|-----|-----|-----|-----|-----|-----|-----|-----|
|  |     | Min.           |       | Ave.  |       | Oct   | Nov | Dec | Jan  | Feb | Mar | Apr | May | Jun | Jul | Aug | Sep |     |
|  |     | Value          | Date  | Value | Date  |       |     |     |      |     |     |     |     |     |     |     |     |     |
| EXPECTED   | EU  | -27            | 02-09 | 3     | 18    | 04-07 | -13 | -17 | -24  | -26 | -27 | -26 | -24 | -20 | -18 | -16 | -13 | -11 |
| BUSINESS   | EA  | -25            | 02-93 | 0     | 17    | 06-06 | -9  | -12 | -18  | -18 | -20 | -22 | -22 | -17 | -17 | -14 | -12 | -14 |
| SITUATION  | BE  | -43            | 02-09 | 1     | 22    | 04-98 | -28 | -26 | -31  | -38 | -43 | -38 | -38 | -31 | -29 | -30 | -29 | -34 |
| (Question 4)                                       | BG  | -33            | 02-97 | 19    | 58    | 01-07 | 29  | 25  | 9    | 9   | 1   | 0   | 2   | -5  | -6  | -11 | -9  | 1   |
| Component of the<br>retail confidence<br>indicator | CZ  | 1              | 08-09 | 23    | 46    | 02-02 | 17  | 18  | 15   | 6   | 7   | 16  | 12  | 11  | 7   | 5   | 1   | 7   |
|  | DK  | -29            | 02-09 | 38    | 71    | 07-94 | -8  | -12 | -19  | -18 | -29 | -25 | -8  | 0   | -6  | 4   | 13  | 5   |
|  | DE  | -46            | 04-09 | -8    | 26    | 12-90 | -29 | -35 | -33  | -35 | -38 | -41 | -46 | -40 | -31 | -33 | -27 | -23 |
|  | EE  | -48            | 03-09 | 21    | 64    | 01-03 | -8  | -24 | -19  | -19 | -43 | -48 | -38 | -35 | -38 | -38 | -34 | -31 |
|  | IE  | -31            | 07-03 | 9     | 44    | 11-97 | :   | :   | :    | :   | :   | :   | :   | :   | :   | :   | :   | :   |
|  | EL  | -32            | 03-09 | 28    | 71    | 07-07 | 12  | -2  | -14  | -19 | -23 | -32 | -23 | -7  | -9  | -12 | -19 | -15 |
|  | ES  | -34            | 02-93 | 11    | 34    | 04-91 | -20 | -16 | -23  | -13 | -19 | -17 | -20 | -5  | -9  | -11 | -15 | -15 |
|  | FR  | -64            | 02-93 | -18   | 19    | 10-04 | -23 | -17 | -32  | -28 | -31 | -23 | -32 | -21 | -30 | -21 | -14 | -9  |
|  | IT  | -20            | 02-93 | 21    | 64    | 02-08 | 37  | 30  | 20   | 21  | 29  | 13  | 27  | 19  | 18  | 28  | 18  | -3  |
|  | CY  | -31            | 02-09 | 12    | 52    | 02-08 | 21  | 2   | -12  | -12 | -31 | -22 | -25 | -20 | -10 | -12 | -20 | -9  |
|  | LV  | -45            | 03-09 | 17    | 37    | 02-07 | -8  | -18 | -33  | -36 | -43 | -45 | -32 | -27 | -35 | -30 | -36 | -30 |
|  | LT  | -74            | 04-09 | 2     | 62    | 11-06 | -3  | -38 | -47  | -48 | -62 | -58 | -74 | -49 | -43 | -48 | -65 | -57 |
|  | HU  | -50            | 03-09 | 0     | 39    | 02-98 | -13 | -34 | -43  | -38 | -40 | -50 | -41 | -32 | -25 | -32 | -18 | -22 |
|  | NL  | -5             | 12-03 | 19    | 41    | 10-99 | :   | :   | :    | :   | :   | :   | :   | :   | :   | :   | :   | :   |
|  | AT  | -29            | 03-09 | -2    | 15    | 07-00 | -10 | -19 | -17  | -17 | -21 | -29 | -23 | -13 | -10 | -14 | -11 | -5  |
|  | PL  | -29            | 01-02 | -5    | 12    | 12-07 | 5   | 0   | -3   | -3  | -15 | -20 | -12 | -13 | -14 | -12 | -4  | -2  |
|  | PT  | -34            | 02-09 | 5     | 39    | 01-90 | -14 | -12 | -25  | -25 | -34 | -27 | -20 | -13 | -4  | -4  | -4  | -3  |
|  | RO  | -36            | 10-94 | 24    | 74    | 11-95 | 30  | 9   | 11   | 18  | -15 | -16 | -15 | -11 | -9  | -16 | -11 | -12 |
|  | SI  | -23            | 01-09 | 30    | 55    | 09-07 | 36  | 17  | 4    | -23 | -12 | 0   | -5  | -10 | -19 | -13 | 12  | -3  |
|  | SK  | -35            | 03-09 | 23    | 60    | 12-96 | 40  | 27  | 12   | 24  | -5  | -35 | -27 | -22 | -20 | -23 | -5  | -5  |
| FI   | -26 | 06-09          | 12    | 44    | 09-07 | 9     | 6   | -6  | -15  | -19 | -20 | -22 | -24 | -26 | -18 | -20 | -15 |     |
| SE   | -16 | 01-09          | 41    | 67    | 04-00 | 15    | 1   | -14 | -16  | -2  | -1  | -6  | 6   | 16  | 20  | 31  | 38  |     |
| UK   | -59 | 01-09          | 7     | 40    | 01-97 | -39   | -44 | -51 | -59  | -59 | -47 | -34 | -35 | -29 | -28 | -22 | -7  |     |
| INTENTIONS   | EU  | -31            | 02-09 | -2    | 13    | 02-90 | -20 | -21 | -30  | -30 | -31 | -30 | -29 | -26 | -24 | -19 | -14 | -14 |
| OF PLACING   | EA  | -29            | 04-09 | -4    | 15    | 02-90 | -15 | -15 | -25  | -21 | -23 | -25 | -29 | -23 | -24 | -18 | -17 | -18 |
| ORDERS   | BE  | -36            | 01-09 | -7    | 15    | 03-90 | -20 | -20 | -25  | -36 | -33 | -29 | -30 | -34 | -33 | -30 | -24 | -29 |
| (Question 3)                                       | BG  | -39            | 02-97 | 14    | 51    | 01-07 | 30  | 26  | 6    | 5   | -5  | 3   | 0   | -6  | -3  | -4  | -10 | -3  |
|  | CZ  | -34            | 02-96 | 25    | 56    | 02-95 | 13  | 9   | 12   | 4   | 1   | 3   | 5   | 13  | 7   | 7   | 0   | 7   |
|  | DK  | -39            | 03-09 | 16    | 58    | 07-94 | -26 | -28 | -33  | -34 | -38 | -39 | -22 | -24 | -21 | -17 | -5  | -14 |
|  | DE  | -42            | 08-02 | -15   | 24    | 01-91 | -23 | -30 | -31  | -30 | -31 | -35 | -33 | -29 | -29 | -25 | -24 | -26 |
|  | EE  | -59            | 03-09 | 11    | 37    | 08-07 | -22 | -28 | -22  | -28 | -49 | -59 | -51 | -38 | -48 | -43 | -43 | -40 |
|  | IE  | -43            | 05-03 | -6    | 27    | 08-00 | :   | :   | :    | :   | :   | :   | :   | :   | :   | :   | :   | :   |
|  | EL  | -48            | 03-09 | 11    | 47    | 07-07 | -4  | -23 | -33  | -29 | -39 | -48 | -45 | -22 | -16 | -15 | -23 | -19 |
|  | ES  | -37            | 12-08 | 1     | 21    | 01-90 | -28 | -20 | -37  | -27 | -29 | -28 | -32 | -23 | -27 | -14 | -13 | -21 |
|  | FR  | -37            | 12-92 | -13   | 11    | 10-99 | -25 | -17 | -34  | -31 | -33 | -23 | -33 | -29 | -30 | -20 | -20 | -19 |
|  | IT  | -24            | 09-97 | 22    | 69    | 03-92 | 19  | 17  | 7    | 17  | 14  | 3   | -16 | -3  | 1   | 4   | 2   | 5   |
|  | CY  | -51            | 06-02 | -6    | 32    | 03-07 | -1  | -15 | -32  | -22 | -41 | -41 | -37 | -38 | -37 | -32 | -33 | -26 |
|  | LV  | -55            | 02-09 | 7     | 30    | 02-07 | -15 | -21 | -37  | -41 | -55 | -53 | -43 | -41 | -44 | -39 | -39 | -36 |
|  | LT  | -79            | 04-09 | 6     | 56    | 12-06 | 10  | -8  | -35  | -38 | -46 | -69 | -79 | -56 | -44 | -47 | -60 | -65 |
|  | HU  | -49            | 02-09 | -7    | 22    | 05-98 | -12 | -37 | -44  | -39 | -49 | -48 | -42 | -40 | -28 | -35 | -25 | -30 |
|  | NL  | -22            | 09-03 | 3     | 25    | 08-99 | :   | :   | :    | :   | :   | :   | :   | :   | :   | :   | :   | :   |
|  | AT  | -42            | 03-99 | -28   | -10   | 08-07 | -28 | -30 | -33  | -32 | -35 | -41 | -33 | -25 | -23 | -28 | -25 | -27 |
|  | PL  | -27            | 01-02 | -4    | 10    | 12-07 | 2   | -1  | -3   | -3  | -15 | -19 | -13 | -13 | -14 | -13 | -6  | -4  |
|  | PT  | -42            | 03-09 | -14   | 12    | 11-98 | -31 | -33 | -40  | -35 | -40 | -42 | -38 | -35 | -29 | -28 | -27 | -18 |
|  | RO  | -17            | 04-09 | 19    | 81    | 03-97 | 19  | -4  | -1   | 10  | -14 | -5  | -17 | -11 | -8  | -13 | -8  | -10 |
|  | SI  | -42            | 03-09 | 14    | 32    | 08-06 | 21  | 3   | -9   | -32 | -26 | -42 | -9  | -14 | -22 | -13 | -10 | -16 |
|  | SK  | -19            | 03-96 | 34    | 78    | 01-02 | 44  | 32  | 20   | 47  | 12  | 2   | 4   | -1  | -4  | 1   | 16  | 24  |
|  | FI  | -38            | 03-09 | -4    | 26    | 06-07 | -9  | -20 | -31  | -33 | -32 | -38 | -33 | -36 | -32 | -28 | -31 | -25 |
|  | SE  | -29            | 01-09 | 15    | 52    | 03-00 | -9  | -18 | -20  | -29 | -15 | -17 | -23 | -10 | 2   | -4  | 17  | 21  |
|  | UK  | -65            | 01-09 | 0     | 34    | 08-96 | -45 | -45 | -54  | -65 | -61 | -52 | -35 | -40 | -29 | -25 | -11 | -9  |
| EMPLOYMENT   | EU  | -18            | 01-09 | -2    | 9     | 07-00 | -3  | -5  | -14  | -18 | -16 | -16 | -16 | -13 | -15 | -13 | -13 | -8  |
| EXPECTATIONS                                       | EA  | -12            | 06-09 | -1    | 11    | 10-06 | 1   | -1  | -8   | -10 | -8  | -10 | -11 | -8  | -12 | -10 | -9  | -6  |
| (Question 5)                                       | BE  | -17            | 04-09 | 4     | 16    | 01-07 | 4   | -2  | 0    | -7  | -13 | -12 | -17 | -12 | -12 | -9  | -4  | -10 |
|  | BG  | -21            | 10-00 | 0     | 19    | 09-06 | 3   | 3   | 0    | -2  | -5  | -1  | -1  | -4  | -6  | -9  | -10 | -8  |
|  | CZ  | -37            | 01-95 | 4     | 28    | 09-07 | 28  | 10  | 7    | 0   | 0   | -12 | 2   | 0   | -4  | -2  | 5   | 0   |
|  | DK  | -17            | 03-09 | 8     | 28    | 05-00 | -9  | -9  | -12  | -16 | -15 | -17 | -15 | -12 | -11 | -9  | -4  | -9  |
|  | DE  | -37            | 01-03 | -11   | 9     | 03-91 | -7  | -11 | -14  | -11 | -14 | -13 | -15 | -12 | -11 | -10 | -9  | -6  |
|  | EE  | -51            | 03-09 | 1     | 25    | 04-07 | -21 | -29 | -34  | -38 | -49 | -51 | -45 | -43 | -46 | -38 | -34 | -40 |
|  | IE  | -17            | 05-03 | 0     | 22    | 03-98 | :   | :   | :    | :   | :   | :   | :   | :   | :   | :   | :   | :   |
|  | EL  | -12            | 07-05 | 27    | 62    | 03-98 | 33  | 26  | 17   | 24  | 25  | 20  | -3  | 11  | 14  | 19  | -4  | 5   |
|  | ES  | -19            | 12-08 | -1    | 8     | 12-98 | -15 | -15 | -19  | -15 | -19 | -17 | -17 | -11 | -15 | -17 | -11 | -16 |
|  | FR  | -22            | 06-09 | -2    | 12    | 10-00 | -7  | -10 | -13  | -15 | -13 | -17 | -19 | -21 | -22 | -20 | -20 | -17 |
|  | IT  | -34            | 01-97 | 15    | 57    | 01-08 | 28  | 37  | 16   | 0   | 13  | 10  | 14  | 20  | 1   | 8   | 8   | 20  |
|  | CY  | -10            | 08-09 | 1     | 12    | 05-08 | 3   | -3  | -2   | -4  | -7  | -7  | -8  | -8  | -8  | -6  | -10 | -7  |
|  | LV  | -41            | 03-09 | 0     | 25    | 03-07 | -15 | -15 | -36  | -34 | -38 | -41 | -35 | -31 | -36 | -36 | -31 | -38 |
|  | LT  | -66            | 09-09 | -1    | 74    | 11-06 | 11  | -2  | -16  | -40 | -62 | -66 | -64 | -58 | -48 | -59 | -65 | -66 |
|  | HU  | -48            | 09-06 | -10   | 10    | 09-08 | -2  | -16 | -19  | -13 | -24 | -22 | -17 | -20 | -13 | -15 | -14 | -2  |
|  | NL  | -6             | 08-05 | 2     | 13    | 06-99 | :   | :   | :    | :   | :   | :   | :   | :   | :   | :   | :   | :   |
|  | AT  | -18            | 03-96 | -6    | 3     | 07-99 | -5  | -8  | -11  | -10 | -16 | -12 | -14 | -7  | -6  | -7  | -8  | -6  |
|  | PL  | -25            | 01-02 | -9    | 5     | 02-08 | 0   | -2  | -4   | -2  | -6  | -9  | -8  | -5  | -6  | -5  | -5  | -4  |
|  | PT  | -23            | 05-03 | -6    | 13    | 09-97 | -12 | -14 | -22  | -20 | -21 | -22 | -16 | -21 | -14 | -16 | -17 | -14 |
|  | RO  | -32            | 10-94 | -2    | 64    | 12-98 | 8   | -3  | 5    | 4   | -14 | -3  | -21 | -21 | -22 | -15 | -19 | -11 |
|  | SI  | -46            | 02-99 | -5    | 31    | 12-07 | 8   | -1  | -3   | -31 | -26 | -24 | -30 | -22 | -32 | -36 | -32 | -28 |
|  | SK  | -71            | 12-93 | -3    | 31    | 09-02 | 27  | 18  | 20   | 25  | 19  | -9  | -21 | -19 | -26 | -22 | -1  |     |

TABLE 5 (continued): **Monthly survey of retail trade (s.a.)** <sup>(a)(b)(d)</sup>

|                      | Since 1990 (*) |      |       |      |       |       | 2008 |     |     | 2009 |     |     |     |     |     |     |     |     |
|----------------------|----------------|------|-------|------|-------|-------|------|-----|-----|------|-----|-----|-----|-----|-----|-----|-----|-----|
|                      | Min.           |      | Ave.  |      | Max.  |       | Oct  | Nov | Dec | Jan  | Feb | Mar | Apr | May | Jun | Jul | Aug | Sep |
|                      | Value          | Date | Value | Date | Value | Date  |      |     |     |      |     |     |     |     |     |     |     |     |
| <b>SELLING-PRICE</b> | <b>EU</b>      | -5   | 08-05 | 9    | 31    | 06-08 | 19   | 9   | 1   | 3    | 1   | 4   | 4   | 2   | 5   | 1   | 0   | -2  |
| <b>EXPECTATIONS</b>  | <b>EA</b>      | -10  | 08-09 | 7    | 26    | 06-08 | 13   | 2   | -1  | -2   | -6  | -7  | -4  | -5  | -5  | -5  | -10 | -9  |
| <b>(Question 6)</b>  | <b>BE</b>      | -13  | 08-09 | 6    | 25    | 11-07 | 11   | 9   | 6   | 5    | 11  | 7   | 8   | 6   | -6  | -8  | -13 | -4  |
|                      | <b>BG</b>      | -7   | 08-09 | 18   | 47    | 07-08 | 39   | 44  | 12  | 5    | 6   | 4   | 5   | 3   | -2  | -4  | -7  | -1  |
|                      | <b>CZ</b>      | -12  | 08-09 | 2    | 21    | 01-04 | -4   | -11 | -11 | -1   | 2   | 4   | -7  | -9  | -5  | -10 | -12 | -10 |
|                      | <b>DK</b>      | -5   | 12-03 | 9    | 31    | 02-08 | 20   | 9   | 7   | -2   | 4   | 2   | 3   | 2   | 3   | 0   | -5  | 0   |
|                      | <b>DE</b>      | -11  | 06-02 | 11   | 39    | 11-92 | 14   | 8   | -1  | 2    | 4   | 3   | 5   | -4  | 4   | -2  | -10 | -8  |
|                      | <b>EE</b>      | -36  | 03-09 | 24   | 53    | 05-04 | 16   | 15  | -1  | -10  | -32 | -36 | -32 | -27 | -20 | 16  | -6  | -8  |
|                      | <b>IE</b>      | -4   | 10-05 | 13   | 36    | 11-07 | :    | :   | :   | :    | :   | :   | :   | :   | :   | :   | :   | :   |
|                      | <b>EL</b>      | -30  | 04-09 | 11   | 34    | 05-08 | 20   | 19  | 1   | -12  | -15 | -19 | -30 | -23 | -19 | -15 | -11 | -16 |
|                      | <b>ES</b>      | -21  | 04-09 | 14   | 29    | 01-05 | -1   | -7  | -10 | -14  | -19 | -19 | -21 | -12 | -9  | -11 | -11 | -12 |
|                      | <b>FR</b>      | -30  | 03-09 | -9   | 14    | 11-07 | -4   | -24 | -18 | -17  | -19 | -30 | -19 | -20 | -17 | -12 | -17 | -8  |
|                      | <b>IT</b>      | -13  | 12-05 | 15   | 61    | 06-08 | 38   | 23  | 21  | 19   | -6  | 10  | 18  | 13  | 4   | 7   | -2  | -6  |
|                      | <b>CY</b>      | -14  | 07-09 | 4    | 21    | 05-04 | 13   | 8   | -3  | -3   | -4  | -8  | -2  | -9  | -10 | -14 | -10 | -10 |
|                      | <b>LV</b>      | -24  | 09-09 | 33   | 59    | 12-07 | 26   | 18  | 9   | 25   | -4  | -20 | -15 | -17 | -17 | -20 | -24 | -24 |
|                      | <b>LT</b>      | -39  | 05-09 | 6    | 37    | 10-07 | 6    | 9   | 22  | 36   | -5  | -27 | -35 | -39 | -34 | -35 | -22 | -9  |
|                      | <b>HU</b>      | :    | :     | :    | :     | :     | :    | :   | :   | :    | :   | :   | :   | :   | :   | :   | :   | :   |
|                      | <b>NL</b>      | :    | :     | :    | :     | :     | :    | :   | :   | :    | :   | :   | :   | :   | :   | :   | :   | :   |
|                      | <b>AT</b>      | -5   | 05-03 | 5    | 19    | 02-08 | 15   | 13  | 8   | 8    | 8   | 3   | 2   | 4   | 6   | 1   | 0   | 2   |
|                      | <b>PL</b>      | -3   | 06-02 | 21   | 42    | 07-08 | 34   | 33  | 33  | 30   | 35  | 39  | 39  | 32  | 33  | 34  | 29  | 25  |
|                      | <b>PT</b>      | -20  | 07-03 | 10   | 26    | 07-05 | 11   | 6   | -6  | -7   | 6   | -4  | -4  | 2   | -7  | -6  | 0   | -3  |
|                      | <b>RO</b>      | 7    | 07-09 | 37   | 57    | 10-04 | 47   | 32  | 21  | 25   | 37  | 40  | 13  | 11  | 11  | 7   | 9   | 9   |
|                      | <b>SI</b>      | -27  | 02-09 | 7    | 36    | 02-08 | 3    | -8  | -9  | -23  | -27 | -24 | 2   | 0   | 6   | -11 | -10 | 13  |
|                      | <b>SK</b>      | -36  | 07-09 | 13   | 51    | 01-04 | 12   | 11  | -6  | -3   | -5  | -24 | -30 | -35 | -33 | -36 | -29 | -23 |
|                      | <b>FI</b>      | -35  | 09-09 | 3    | 40    | 05-08 | 26   | 17  | 22  | 3    | 2   | -10 | -19 | -9  | -18 | -19 | -26 | -35 |
|                      | <b>SE</b>      | -29  | 03-05 | 6    | 41    | 07-08 | 14   | 10  | 12  | 4    | 10  | 19  | 11  | 15  | 17  | 21  | 9   | 11  |
|                      | <b>UK</b>      | -14  | 07-05 | 14   | 56    | 07-08 | 35   | 27  | 2   | 12   | 17  | 32  | 28  | 21  | 36  | 18  | 33  | 14  |

(a) The indicator is the arithmetic average of the balances (%) for the present and the future business situation, and for stocks – with inverted sign.

(b) United Kingdom: refers to the volume of sales for the time of the year.

(c) The survey for the Netherlands is temporarily discontinued.

(d) With effect from May 2008, a number of partner institutes in the programme have changed; this may cause a break in some series. Details of the changes are available on the BCS website.

TABLE 6: Monthly survey of construction industry (s.a.)<sup>(a) (b)</sup>

|   |    | Since 1990 (*) |       |       |      | 2008  |     |     | 2009 |     |     |     |     |     |     |     |     |     |
|---|----|----------------|-------|-------|------|-------|-----|-----|------|-----|-----|-----|-----|-----|-----|-----|-----|-----|
|   |    | Min.           |       | Ave.  |      | Oct   | Nov | Dec | Jan  | Feb | Mar | Apr | May | Jun | Jul | Aug | Sep |     |
|   |    | Value          | Date  | Value | Date |       |     |     |      |     |     |     |     |     |     |     |     |     |
| CONSTRUCTION<br>CONFIDENCE<br>INDICATOR   | EU | -42            | 10-93 | -18   | 3    | 09-06 | -25 | -28 | -32  | -36 | -38 | -37 | -38 | -39 | -37 | -37 | -36 | -35 |
|   | EA | -44            | 10-93 | -17   | 4    | 09-06 | -20 | -23 | -27  | -30 | -32 | -32 | -34 | -34 | -33 | -33 | -32 | -31 |
|   | BE | -35            | 11-95 | -10   | 10   | 02-00 | -10 | -11 | -13  | -12 | -15 | -19 | -19 | -20 | -21 | -20 | -17 | -19 |
|   | BG | -56            | 03-93 | -23   | 6    | 03-08 | -2  | -7  | -22  | -30 | -31 | -30 | -36 | -35 | -37 | -40 | -38 | -41 |
|   | CZ | -64            | 06-99 | -15   | 5    | 03-08 | -3  | -2  | -9   | -10 | -19 | -21 | -25 | -30 | -30 | -32 | -34 | -35 |
|   | DK | -49            | 09-09 | -7    | 24   | 11-06 | -28 | -34 | -35  | -40 | -42 | -46 | -47 | -46 | -43 | -46 | -45 | -49 |
|   | DE | -55            | 12-02 | -33   | 2    | 02-90 | -25 | -27 | -28  | -30 | -28 | -28 | -31 | -32 | -30 | -30 | -28 | -28 |
|   | EE | -76            | 04-09 | 1     | 48   | 05-06 | -42 | -54 | -58  | -65 | -70 | -75 | -76 | -70 | -71 | -70 | -68 | -64 |
|   | IE | -68            | 04-08 | 7     | 58   | 06-97 | :   | :   | :    | :   | :   | :   | :   | :   | :   | :   | :   | :   |
|   | EL | -56            | 05-09 | -13   | 33   | 04-00 | -11 | -19 | -21  | -31 | -33 | -45 | -45 | -56 | -41 | -40 | -47 | -39 |
|   | ES | -57            | 10-92 | -3    | 42   | 01-99 | -38 | -31 | -35  | -38 | -35 | -37 | -40 | -31 | -34 | -32 | -24 | -23 |
|   | FR | -60            | 03-93 | -12   | 34   | 10-00 | -13 | -20 | -26  | -29 | -34 | -32 | -35 | -39 | -36 | -37 | -37 | -38 |
|   | IT | -68            | 10-93 | -13   | 21   | 05-90 | -14 | -25 | -29  | -30 | -34 | -28 | -29 | -30 | -27 | -29 | -35 | -31 |
|   | CY | -51            | 03-09 | -1    | 39   | 12-03 | -15 | -24 | -24  | -42 | -42 | -51 | -45 | -39 | -49 | -44 | -49 | -44 |
|   | LV | -79            | 07-09 | -25   | 19   | 01-07 | -47 | -52 | -59  | -62 | -68 | -75 | -74 | -78 | -77 | -79 | -77 | -73 |
|   | LT | -93            | 05-09 | -35   | 13   | 01-07 | -43 | -51 | -56  | -65 | -70 | -85 | -89 | -93 | -92 | -86 | -85 | -80 |
|   | LU | -73            | 03-94 | -27   | 24   | 03-90 | -36 | -41 | -45  | -43 | -38 | -37 | -38 | -39 | -49 | -46 | -53 | -48 |
|   | HU | -56            | 04-09 | -14   | 11   | 09-98 | -29 | -38 | -37  | -39 | -49 | -55 | -56 | -55 | -50 | -46 | -44 | -46 |
|   | NL | -38            | 07-09 | -1    | 27   | 12-00 | 8   | -1  | -8   | -12 | -17 | -23 | -26 | -27 | -34 | -38 | -30 | -31 |
|   | AT | -60            | 04-96 | -25   | 1    | 09-06 | -17 | -20 | -20  | -23 | -23 | -29 | -31 | -27 | -31 | -23 | -18 | -15 |
|   | PL | -66            | 02-02 | -34   | 1    | 02-08 | -12 | -18 | -21  | -24 | -33 | -39 | -40 | -39 | -40 | -41 | -39 | -39 |
|   | PT | -56            | 02-03 | -28   | -1   | 12-97 | -37 | -42 | -41  | -42 | -55 | -48 | -43 | -46 | -39 | -42 | -41 | -43 |
|   | RO | -60            | 09-99 | -9    | 35   | 06-96 | -4  | -8  | -14  | -19 | -29 | -32 | -36 | -39 | -41 | -42 | -42 | -40 |
|   | SI | -60            | 08-09 | -6    | 24   | 03-07 | -1  | -14 | -27  | -34 | -38 | -48 | -55 | -52 | -57 | -54 | -60 | -60 |
|   | SK | -86            | 07-99 | -24   | 17   | 03-97 | -10 | -10 | -10  | -12 | -28 | -36 | -48 | -50 | -53 | -53 | -51 | -52 |
|   | FI | -97            | 09-91 | -14   | 48   | 06-98 | -20 | -41 | -46  | -57 | -59 | -64 | -57 | -52 | -63 | -57 | -57 | -49 |
|   | SE | -83            | 12-93 | -27   | 48   | 08-07 | 6   | -17 | -19  | -29 | -34 | -33 | -52 | -46 | -45 | -59 | -48 | -50 |
|   | UK | -79            | 06-91 | -20   | 6    | 11-07 | -52 | -53 | -56  | -62 | -65 | -58 | -52 | -57 | -50 | -49 | -49 | -49 |
| ORDER BOOKS<br>(Question 3)<br><br>Component of the<br>construction<br>confidence<br>indicator                | EU | -56            | 08-93 | -27   | -2   | 03-90 | -32 | -37 | -40  | -41 | -44 | -44 | -47 | -50 | -48 | -47 | -47 | -49 |
|   | EA | -55            | 08-93 | -24   | 0    | 09-06 | -26 | -31 | -35  | -35 | -37 | -37 | -41 | -44 | -42 | -41 | -40 | -42 |
|   | BE | -48            | 02-96 | -21   | 2    | 02-00 | -18 | -18 | -18  | -16 | -18 | -23 | -25 | -26 | -28 | -28 | -25 | -26 |
|   | BG | -74            | 10-00 | -38   | -12  | 09-07 | -20 | -26 | -35  | -42 | -40 | -38 | -43 | -43 | -48 | -51 | -47 | -55 |
|   | CZ | -72            | 06-99 | -19   | 9    | 12-02 | -11 | -14 | -20  | -15 | -19 | -23 | -24 | -32 | -33 | -36 | -40 | -39 |
|   | DK | -63            | 09-09 | -10   | 34   | 07-06 | -33 | -38 | -41  | -49 | -49 | -55 | -56 | -58 | -55 | -59 | -60 | -63 |
|   | DE | -67            | 07-02 | -43   | -10  | 02-91 | -39 | -41 | -40  | -42 | -37 | -37 | -39 | -42 | -41 | -42 | -42 | -42 |
|   | EE | -83            | 07-09 | -5    | 59   | 04-06 | -60 | -72 | -74  | -81 | -82 | -74 | -79 | -77 | -80 | -83 | -82 | -79 |
|   | IE | -65            | 04-08 | 2     | 68   | 06-97 | :   | :   | :    | :   | :   | :   | :   | :   | :   | :   | :   | :   |
|   | EL | -77            | 06-95 | -37   | 16   | 04-00 | -29 | -32 | -32  | -35 | -40 | -45 | -41 | -56 | -48 | -48 | -50 | -46 |
|   | ES | -64            | 08-93 | 1     | 54   | 11-05 | -30 | -31 | -33  | -27 | -26 | -34 | -37 | -39 | -39 | -30 | -17 | -31 |
|   | FR | -74            | 09-93 | -20   | 37   | 10-00 | -24 | -29 | -38  | -41 | -49 | -42 | -47 | -55 | -50 | -51 | -53 | -54 |
|   | IT | -84            | 02-94 | -23   | 17   | 05-90 | -21 | -33 | -36  | -34 | -43 | -37 | -43 | -41 | -36 | -35 | -45 | -44 |
|   | CY | -68            | 08-09 | -8    | 46   | 12-03 | -31 | -39 | -33  | -48 | -49 | -57 | -57 | -49 | -68 | -62 | -68 | -63 |
|   | LV | -92            | 09-09 | -45   | 8    | 01-07 | -64 | -68 | -75  | -72 | -70 | -78 | -78 | -83 | -85 | -90 | -91 | -92 |
|   | LT | -99            | 09-09 | -55   | 2    | 03-07 | -56 | -60 | -70  | -76 | -79 | -82 | -86 | -90 | -94 | -95 | -98 | -99 |
|   | LU | -73            | 08-93 | -29   | 12   | 03-90 | -39 | -45 | -47  | -46 | -40 | -42 | -41 | -44 | -54 | -54 | -65 | -56 |
|   | HU | -69            | 05-09 | -24   | 3    | 09-98 | -45 | -51 | -50  | -51 | -59 | -65 | -66 | -69 | -66 | -59 | -60 | -63 |
|   | NL | -37            | 07-09 | -6    | 21   | 02-08 | 8   | -1  | -10  | -16 | -16 | -24 | -25 | -30 | -34 | -37 | -36 | -34 |
|   | AT | -64            | 04-96 | -35   | -6   | 09-06 | -27 | -30 | -34  | -23 | -22 | -29 | -36 | -35 | -36 | -30 | -28 | -22 |
|   | PL | -86            | 10-02 | -59   | -26  | 05-07 | -38 | -42 | -44  | -45 | -50 | -53 | -55 | -56 | -58 | -58 | -58 | -60 |
|   | PT | -79            | 05-94 | -47   | -9   | 12-97 | -53 | -58 | -57  | -57 | -68 | -67 | -61 | -65 | -58 | -61 | -60 | -63 |
|   | RO | -89            | 09-99 | -14   | 64   | 03-98 | -17 | -20 | -25  | -28 | -36 | -37 | -43 | -46 | -49 | -51 | -54 | -53 |
|   | SI | -77            | 08-09 | -12   | 27   | 03-07 | -12 | -25 | -37  | -40 | -45 | -50 | -59 | -62 | -69 | -67 | -77 | -76 |
|   | SK | -93            | 03-94 | -40   | -4   | 03-97 | -26 | -29 | -33  | -24 | -36 | -39 | -53 | -59 | -62 | -64 | -67 | -68 |
|   | FI | -99            | 12-93 | -20   | 47   | 07-07 | -14 | -43 | -43  | -60 | -58 | -69 | -67 | -67 | -72 | -70 | -68 | -63 |
|   | SE | -97            | 05-97 | -37   | 43   | 05-07 | 33  | -11 | -5   | -6  | -19 | -29 | -43 | -40 | -42 | -65 | -60 | -60 |
|   | UK | -87            | 06-91 | -34   | -1   | 11-07 | -62 | -63 | -67  | -71 | -73 | -68 | -68 | -75 | -68 | -68 | -68 | -70 |
| EMPLOYMENT<br>EXPECTATIONS<br>(Question 4)<br><br>Component of the<br>construction<br>confidence<br>indicator | EU | -32            | 02-09 | -9    | 11   | 01-07 | -18 | -20 | -24  | -31 | -32 | -31 | -30 | -28 | -27 | -27 | -25 | -22 |
|   | EA | -35            | 10-93 | -9    | 11   | 02-90 | -13 | -15 | -19  | -26 | -26 | -26 | -26 | -23 | -24 | -25 | -23 | -19 |
|   | BE | -24            | 11-95 | 0     | 19   | 02-90 | -2  | -5  | -8   | -8  | -13 | -14 | -13 | -14 | -14 | -13 | -9  | -12 |
|   | BG | -50            | 01-93 | -8    | 32   | 07-05 | 15  | 12  | -8   | -18 | -23 | -21 | -29 | -27 | -26 | -30 | -28 | -27 |
|   | CZ | -56            | 06-99 | -10   | 12   | 06-95 | 6   | 11  | 1    | -5  | -19 | -19 | -26 | -28 | -28 | -27 | -31 |     |
|   | DK | -38            | 03-09 | -5    | 42   | 03-98 | -23 | -30 | -29  | -31 | -36 | -38 | -37 | -34 | -31 | -33 | -31 | -35 |
|   | DE | -50            | 12-96 | -22   | 19   | 02-90 | -12 | -13 | -16  | -19 | -18 | -20 | -22 | -22 | -19 | -18 | -14 | -15 |
|   | EE | -76            | 03-09 | 7     | 68   | 01-97 | -25 | -36 | -43  | -48 | -57 | -76 | -73 | -62 | -61 | -58 | -54 | -49 |
|   | IE | -72            | 04-08 | 13    | 61   | 07-04 | :   | :   | :    | :   | :   | :   | :   | :   | :   | :   | :   | :   |
|   | EL | -64            | 09-04 | 11    | 60   | 03-99 | 6   | -7  | -10  | -27 | -25 | -45 | -49 | -56 | -34 | -32 | -45 | -33 |
|   | ES | -66            | 03-93 | -6    | 54   | 01-99 | -45 | -30 | -36  | -50 | -45 | -39 | -42 | -23 | -29 | -34 | -31 | -15 |
|   | FR | -51            | 03-93 | -5    | 31   | 10-00 | -3  | -10 | -14  | -17 | -19 | -23 | -23 | -22 | -22 | -23 | -21 | -21 |
|   | IT | -60            | 10-93 | -3    | 31   | 06-04 | -8  | -18 | -23  | -26 | -26 | -19 | -14 | -19 | -17 | -23 | -25 | -19 |
|   | CY | -45            | 03-09 | 7     | 52   | 11-03 | 2   | -8  | -16  | -36 | -35 | -46 | -33 | -30 | -31 | -27 | -30 | -25 |
|   | LV | -74            | 05-09 | -5    | 36   | 12-06 | -30 | -36 | -43  | -53 | -66 | -72 | -70 | -74 | -68 | -69 | -62 | -53 |
|   | LT | -95            | 05-09 | -15   | 37   | 03-03 | -29 | -42 | -42  | -55 | -62 | -87 | -92 | -95 | -89 | -77 | -73 | -61 |
|   | LU | -77            | 02-94 | -25   | 36   | 03-90 | -33 | -37 | -43  | -39 | -35 | -32 | -35 | -35 | -44 | -38 | -41 | -41 |
|   | HU | -46            | 04-09 | -4    | 21   | 01-98 | -13 | -26 | -23  | -27 | -39 | -44 | -46 | -41 | -33 | -32 | -28 | -29 |
|   | NL | -39            | 07-09 | 4     | 41   | 07-08 | 8   | -1  | -5   | -8  | -18 | -22 | -27 | -23 | -33 | -40 | -24 | -27 |
|   | AT | -76            | 02-01 | -14   | 14   | 02-03 | -6  | -9  | -6   | -24 | -24 | -29 | -25 | -18 | -25 | -15 | -9  | -9  |
|   | PL | -56            | 02-02 | -8    | 28   | 02-08 | 13  | 7   | 2    | -4  | -15 | -25 | -25 | -23 | -22 | -23 | -20 | -18 |
|   | PT | -47            | 02-03 | -10   | 18   | 09-97 | -20 | -25 | -24  | -26 | -42 | -30 | -26 |     |     |     |     |     |



TABLE 6 (continued): Monthly survey of construction industry (s.a.)<sup>(a) (b)</sup>

|   | Since 1990 (*) |      |       | 2008 |    |       | 2009 |     |     |     |     |     |     |     |     |     |     |
|---|----------------|------|-------|------|----|-------|------|-----|-----|-----|-----|-----|-----|-----|-----|-----|-----|
|   | Min.           |      | Ave.  | Max. |    | Oct   | Nov  | Dec | Jan | Feb | Mar | Apr | May | Jun | Jul | Aug | Sep |
|   | Value          | Date | Value | Date |    |       |      |     |     |     |     |     |     |     |     |     |     |
| TREND OF ACTIVITY COMPARED WITH PRECEDING MONTHS (Question 1) | <b>EU</b>      | -31  | 05-09 | -6   | 15 | 03-07 | -19  | -17 | -18 | -20 | -30 | -28 | -31 | -30 | -28 | -25 | -26 |
|   | <b>EA</b>      | -35  | 11-93 | -6   | 17 | 03-90 | -15  | -11 | -14 | -15 | -26 | -26 | -27 | -30 | -31 | -29 | -27 |
|   | <b>BE</b>      | -37  | 03-91 | -4   | 36 | 02-90 | -17  | -4  | 0   | 7   | -14 | -20 | -24 | -12 | -13 | -10 | 8   |
|   | <b>BG</b>      | -58  | 05-97 | -9   | 51 | 12-05 | 9    | 8   | -4  | -12 | -14 | -17 | -22 | -25 | -28 | -32 | -38 |
|   | <b>CZ</b>      | -34  | 06-99 | 31   | 77 | 01-05 | 56   | 53  | 55  | 50  | 45  | 48  | 33  | 36  | 29  | 23  | 27  |
|   | <b>DK</b>      | -43  | 05-09 | -3   | 21 | 03-07 | -25  | -27 | -28 | -34 | -41 | -41 | -36 | -43 | -43 | -37 | -33 |
|   | <b>DE</b>      | -45  | 03-05 | -17  | 40 | 03-91 | -18  | -15 | -20 | -24 | -25 | -20 | -10 | -17 | -21 | -21 | -15 |
| Component of the construction confidence indicator            | <b>EE</b>      | -51  | 06-09 | 14   | 50 | 02-06 | -38  | -40 | -43 | -50 | -39 | -38 | -40 | -45 | -51 | -39 | -33 |
|   | <b>IE</b>      | -48  | 02-08 | 2    | 47 | 05-96 | :    | :   | :   | :   | :   | :   | :   | :   | :   | :   | :   |
|   | <b>EL</b>      | -50  | 04-05 | 5    | 61 | 06-98 | 7    | -2  | 11  | 10  | -11 | -21 | -19 | -13 | -34 | -19 | -9  |
|   | <b>ES</b>      | -49  | 07-97 | 7    | 59 | 01-99 | -26  | 7   | 16  | 19  | -17 | -17 | -22 | -36 | -35 | -32 | -34 |
|   | <b>FR</b>      | -64  | 09-93 | -5   | 42 | 07-00 | -14  | -14 | -22 | -32 | -33 | -30 | -37 | -35 | -36 | -40 | -37 |
|   | <b>IT</b>      | -50  | 03-93 | -4   | 26 | 07-04 | -10  | -23 | -34 | -30 | -42 | -41 | -41 | -38 | -35 | -29 | -36 |
|   | <b>CY</b>      | -60  | 03-09 | -7   | 67 | 09-02 | -15  | -28 | -37 | -36 | -48 | -60 | -53 | -44 | -51 | -45 | -55 |
|   | <b>LV</b>      | -75  | 07-09 | -3   | 44 | 06-02 | -47  | -53 | -61 | -60 | -55 | -55 | -60 | -67 | -67 | -75 | -74 |
|   | <b>LT</b>      | -86  | 06-09 | -3   | 81 | 06-02 | -40  | -40 | -38 | -58 | -55 | -47 | -54 | -78 | -86 | -76 | -73 |
|   | <b>LU</b>      | -68  | 10-02 | -24  | 30 | 04-91 | -34  | -33 | -41 | -46 | -41 | -39 | -46 | -57 | -44 | -50 | -50 |
|   | <b>HU</b>      | -54  | 05-09 | -13  | 14 | 03-99 | -28  | -33 | -41 | -41 | -51 | -49 | -54 | -54 | -53 | -50 | -41 |
|   | <b>NL</b>      | -41  | 02-96 | -2   | 37 | 03-97 | -14  | -10 | -8  | -6  | -21 | -26 | -29 | -24 | -28 | -28 | -16 |
|   | <b>AT</b>      | -86  | 04-96 | -5   | 27 | 01-04 | -6   | -10 | -19 | -2  | 1   | -11 | -16 | -25 | -23 | -12 | -11 |
|   | <b>PL</b>      | -24  | 03-04 | 10   | 47 | 01-05 | 10   | 8   | 5   | -12 | -7  | -6  | -6  | -10 | -14 | -17 | -16 |
|   | <b>PT</b>      | -45  | 02-09 | -12  | 24 | 05-97 | -23  | -29 | -29 | -32 | -45 | -39 | -30 | -31 | -29 | -30 | -21 |
|   | <b>RO</b>      | -99  | 06-99 | 13   | 99 | 04-02 | 6    | 3   | -1  | -5  | -11 | -11 | -14 | -28 | -40 | -39 | -42 |
|   | <b>SI</b>      | -64  | 09-09 | 6    | 44 | 03-07 | -4   | -16 | -24 | -38 | -33 | -33 | -33 | -52 | -63 | -55 | -58 |
|   | <b>SK</b>      | -43  | 06-99 | 10   | 54 | 02-07 | 26   | 17  | 13  | 6   | 21  | 4   | -16 | -25 | -27 | -22 | -19 |
|   | <b>FI</b>      | -88  | 09-91 | 6    | 75 | 01-98 | -14  | -42 | -46 | -36 | -41 | -55 | -41 | -49 | -57 | -44 | -51 |
|   | <b>SE</b>      | -67  | 12-91 | -6   | 58 | 01-06 | -14  | -28 | -28 | -38 | -34 | -29 | -53 | -50 | -46 | -27 | -23 |
|   | <b>UK</b>      | -69  | 06-91 | -7   | 16 | 02-04 | -45  | -44 | -41 | -43 | -50 | -41 | -35 | -38 | -26 | -25 | -17 |
| PRICE EXPECTATIONS (Question 5)                               | <b>EU</b>      | -31  | 05-09 | 3    | 23 | 02-90 | -8   | -17 | -21 | -27 | -28 | -31 | -28 | -31 | -31 | -30 | -26 |
|   | <b>EA</b>      | -29  | 07-09 | -1   | 31 | 04-90 | -8   | -16 | -19 | -24 | -24 | -28 | -26 | -29 | -29 | -29 | -25 |
|   | <b>BE</b>      | -22  | 01-96 | 0    | 28 | 01-90 | 6    | -3  | -2  | -11 | -8  | -16 | -17 | -15 | -16 | -19 | -15 |
|   | <b>BG</b>      | -14  | 06-09 | 39   | 94 | 09-94 | 35   | 28  | 5   | 0   | -5  | -7  | -9  | -8  | -14 | -12 | -10 |
| Component of the construction confidence indicator            | <b>CZ</b>      | -39  | 08-00 | 36   | 80 | 02-95 | 41   | 30  | 25  | 16  | 5   | 2   | -4  | -6  | -9  | -10 | -7  |
|   | <b>DK</b>      | -52  | 02-09 | -15  | 9  | 11-06 | -34  | -38 | -36 | -45 | -52 | -47 | -43 | -40 | -40 | -36 | -36 |
|   | <b>DE</b>      | -44  | 02-96 | -13  | 45 | 02-90 | -20  | -22 | -27 | -31 | -24 | -25 | -25 | -25 | -30 | -27 | -23 |
|   | <b>EE</b>      | -60  | 02-09 | 26   | 88 | 04-94 | -36  | -44 | -46 | -51 | -60 | -59 | -59 | -46 | -41 | -30 | -25 |
|   | <b>IE</b>      | -82  | 04-08 | 2    | 58 | 03-00 | :    | :   | :   | :   | :   | :   | :   | :   | :   | :   | :   |
|   | <b>EL</b>      | -46  | 03-09 | 3    | 35 | 06-95 | -25  | -31 | -17 | -31 | -31 | -46 | -36 | -34 | -38 | -38 | -29 |
|   | <b>ES</b>      | -35  | 05-09 | 15   | 71 | 10-00 | -13  | -22 | -22 | -24 | -26 | -27 | -26 | -35 | -29 | -29 | -23 |
|   | <b>FR</b>      | -60  | 03-93 | -13  | 32 | 10-00 | -17  | -23 | -28 | -37 | -39 | -47 | -41 | -47 | -47 | -49 | -44 |
|   | <b>IT</b>      | -16  | 09-09 | 15   | 63 | 06-90 | 5    | -5  | -12 | -6  | -10 | -13 | -7  | -8  | -10 | -12 | -12 |
|   | <b>CY</b>      | -41  | 08-09 | 18   | 79 | 06-04 | 1    | -22 | -25 | -30 | -31 | -27 | -35 | -22 | -34 | -40 | -41 |
|   | <b>LV</b>      | -55  | 05-09 | 27   | 76 | 01-07 | -8   | -22 | -27 | -32 | -39 | -47 | -52 | -56 | -47 | -45 | -45 |
|   | <b>LT</b>      | -70  | 03-09 | 31   | 89 | 01-95 | -18  | -25 | -38 | -49 | -56 | -70 | -68 | -70 | -56 | -50 | -47 |
|   | <b>LU</b>      | -67  | 05-93 | -28  | 29 | 11-00 | -29  | -47 | -54 | -47 | -42 | -39 | -40 | -43 | -55 | -53 | -56 |
|   | <b>HU</b>      | -21  | 04-09 | 7    | 32 | 03-01 | 11   | -6  | -3  | -13 | -20 | -16 | -21 | -21 | -17 | -13 | -16 |
|   | <b>NL</b>      | -23  | 07-09 | 26   | 69 | 04-01 | 33   | 16  | 5   | -4  | -9  | -13 | -14 | -14 | -21 | -23 | -18 |
|   | <b>AT</b>      | -53  | 04-96 | -7   | 32 | 08-08 | 15   | 10  | 6   | -5  | -11 | -18 | -16 | -20 | -15 | -9  | -10 |
|   | <b>PL</b>      | -26  | 03-02 | 16   | 52 | 05-07 | 18   | 11  | 5   | -8  | -17 | -24 | -24 | -24 | -24 | -24 | -22 |
|   | <b>PT</b>      | -40  | 05-03 | -4   | 48 | 06-90 | -18  | -19 | -25 | -23 | -33 | -37 | -36 | -28 | -22 | -24 | -31 |
|   | <b>RO</b>      | -4   | 06-09 | 65   | 98 | 11-93 | 56   | 46  | 34  | 26  | 14  | 11  | 5   | -2  | -4  | -1  | 2   |
|   | <b>SI</b>      | -41  | 03-09 | 4    | 27 | 02-08 | 5    | -5  | -16 | -27 | -34 | -41 | -40 | -36 | -40 | -32 | -31 |
|   | <b>SK</b>      | -22  | 04-09 | 47   | 93 | 06-97 | 39   | 30  | 28  | 23  | 13  | 1   | -22 | -12 | -11 | -17 | -16 |
|   | <b>FI</b>      | -77  | 04-09 | 8    | 65 | 05-97 | -34  | -51 | -69 | -70 | -61 | -60 | -77 | -61 | -59 | -72 | -42 |
|   | <b>SE</b>      | -75  | 06-91 | -12  | 58 | 03-06 | -52  | -64 | -61 | -67 | -75 | -65 | -69 | -56 | -63 | -57 | -46 |
|   | <b>UK</b>      | -56  | 12-90 | 14   | 43 | 08-04 | -12  | -25 | -33 | -40 | -42 | -41 | -36 | -41 | -37 | -32 | -31 |

(a) The indicator is the arithmetic average of the balances (%) for the questions on order-books and employment expectations.

(b) With effect from May 2008, a number of partner institutes in the programme have changed; this may cause a break in some series. Details of the changes are available on the BCS website.

TABLE 7: Monthly survey of financial services sector <sup>(a) (n)</sup>

|   |           | Since 04/2006 |       |       |      |       |      | 2008 |     |     | 2009 |     |     |     |     |      |     |     |     |
|---|-----------|---------------|-------|-------|------|-------|------|------|-----|-----|------|-----|-----|-----|-----|------|-----|-----|-----|
|   |           | Min.          |       | Ave.  |      | Max.  |      | Oct  | Nov | Dec | Jan  | Feb | Mar | Apr | May | Jun  | Jul | Aug | Sep |
|   |           | Value         | Date  | Value | Date | Value | Date |      |     |     |      |     |     |     |     |      |     |     |     |
| FINANCIAL SERVICES<br>CONFIDENCE INDICATOR                                | <b>EU</b> | -20           | 01-09 | 16    | 43   | 04-06 | -4   | -15  | -15 | -20 | -20  | -19 | -8  | -5  | -1  | 2    | 9   | 17  |     |
|   | <b>EA</b> | -22           | 01-09 | 16    | 43   | 04-06 | -5   | -12  | -9  | -22 | -18  | -22 | -6  | -6  | -2  | -1   | 6   | 19  |     |
| ASSESSMENT OF BUSINESS SITUATION<br>OVER THE PAST 3 MONTHS <sup>(c)</sup> | <b>EU</b> | -32           | 02-09 | 12    | 39   | 04-06 | -13  | -18  | -19 | -25 | -32  | -30 | -18 | -15 | -7  | -1.3 | -3  | 11  |     |
|   | <b>EA</b> | -30           | 03-09 | 12    | 40   | 04-06 | -14  | -13  | -13 | -25 | -27  | -30 | -12 | -15 | -7  | -1   | -6  | 13  |     |
| EVOLUTION OF DEMAND<br>OVER THE PAST 3 MONTHS <sup>(c)</sup>              | <b>EU</b> | -25           | 03-09 | 14    | 42   | 04-06 | 1    | -13  | -14 | -16 | -25  | -25 | -18 | -12 | -11 | -1   | 2   | 10  |     |
|   | <b>EA</b> | -25           | 03-09 | 14    | 40   | 04-06 | -1   | -5   | -10 | -20 | -25  | -25 | -15 | -12 | -10 | -5   | 2   | 10  |     |
| EVOLUTION OF DEMAND EXPECTED<br>OVER THE NEXT 3 MONTHS <sup>(c)</sup>     | <b>EU</b> | -18           | 01-09 | 23    | 50   | 04-06 | 0    | -14  | -12 | -18 | -3   | -4  | 11  | 13  | 15  | 7    | 27  | 30  |     |
|   | <b>EA</b> | -20           | 01-09 | 23    | 48   | 04-06 | 0    | -17  | -4  | -20 | -1   | -10 | 9   | 9   | 11  | 4    | 22  | 33  |     |
| EVOLUTION OF EMPLOYMENT<br>OVER THE PAST 3 MONTHS                         | <b>EU</b> | -11           | 02-09 | 10    | 23   | 01-07 | 6    | -5   | -1  | -4  | -11  | -5  | -5  | -4  | -3  | 1    | -1  | -6  |     |
|   | <b>EA</b> | -11           | 02-09 | 12    | 26   | 09-08 | 11   | -1   | -2  | -4  | -11  | -7  | -5  | -5  | 2   | 3    | 2   | -3  |     |
| EVOLUTION OF EMPLOYMENT<br>EXPECTED OVER THE NEXT 3 MONTHS                | <b>EU</b> | -12           | 01-09 | 12    | 30   | 04-06 | -1   | -1   | -6  | -12 | -6   | -7  | -5  | -4  | 3   | 1    | 0   | 5   |     |
|   | <b>EA</b> | -12           | 01-09 | 12    | 29   | 04-06 | 1    | -2   | 0   | -12 | -1   | -8  | -5  | -4  | 4   | 3    | -3  | 6   |     |

(a) The confidence indicator is the arithmetic average of the balances (%) for the questions on business situation and past and expected evolution of demand.

(n) Data are not seasonally adjusted.

(c) Component of the confidence indicator.