

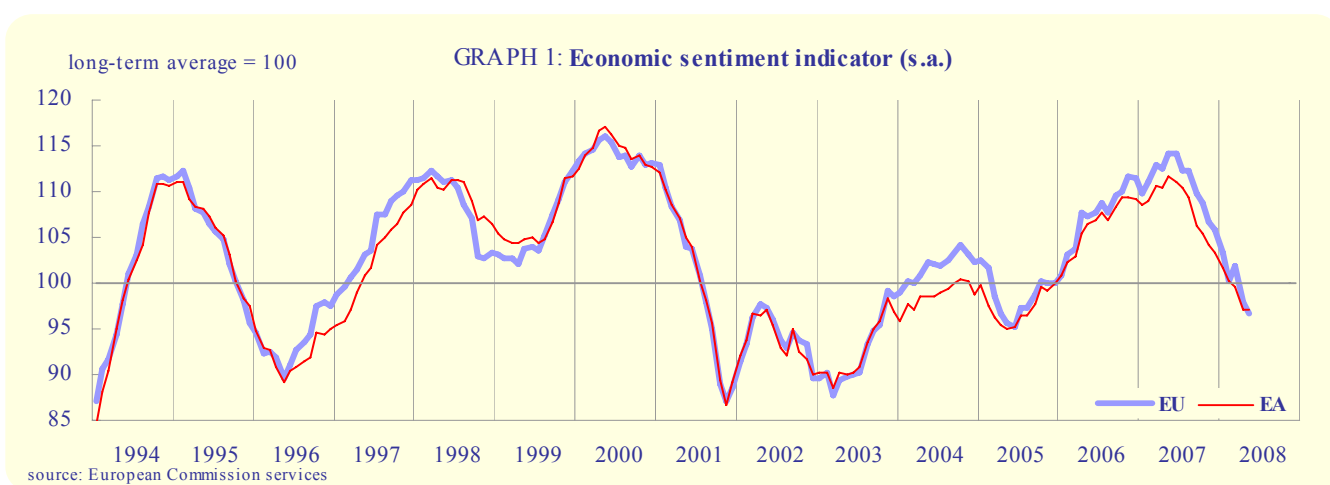


BUSINESS AND CONSUMER SURVEY RESULTS

May 2008

Next publication of Business and Consumer Survey Results scheduled for 27 June 2008

http://ec.europa.eu/economy_finance/db_indicators/db_indicators8650_en.htm



Economic sentiment decreases further in the EU and remains stable in the euro area

In May, the Economic Sentiment Indicator (ESI) decreased further by 1.3 points to 96.7 in the EU and remained unchanged in the euro area at 97.1. In both regions, the ESI stands below its long-term average.

The decrease in the sentiment indicator for the EU is due to lower confidence in *manufacturing* and *construction* and among *consumers*, while confidence in *retail trade* improved and remained stable in *services*. In the euro area, sectoral developments were somewhat different, with confidence remaining stable in *manufacturing*, decreasing among *consumers* and improving in *services*, *retail trade* and *construction*.

In May most countries registered a decline in economic sentiment. Among the large Member States, confidence improved markedly in *Italy* (+3.0), though not enough to bring it above its long-term average, and remained almost stable in *Germany* (+0.2), while confidence weakened further in *the UK* (-5.2), *France* (-3.3), *Poland* (-1.7) and *Spain* (-0.9). In *France*, the ESI dropped below its long-term average for the first time since May 2005, leaving *Germany* and *Poland* as the only large Member States where the ESI stays above its long-term average.

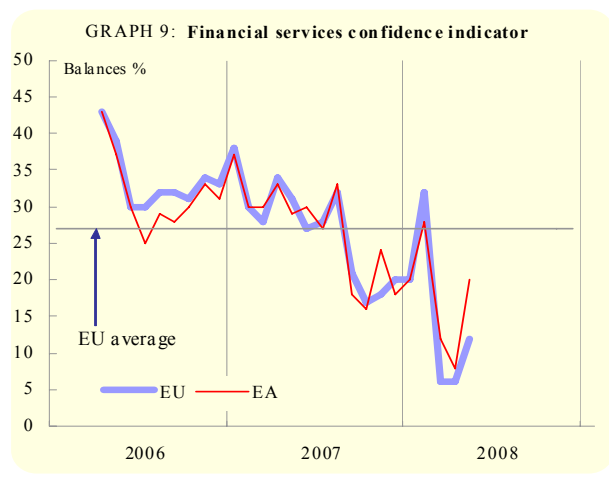
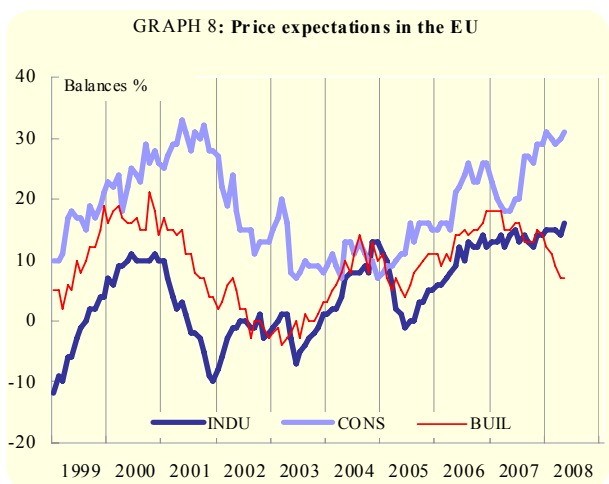
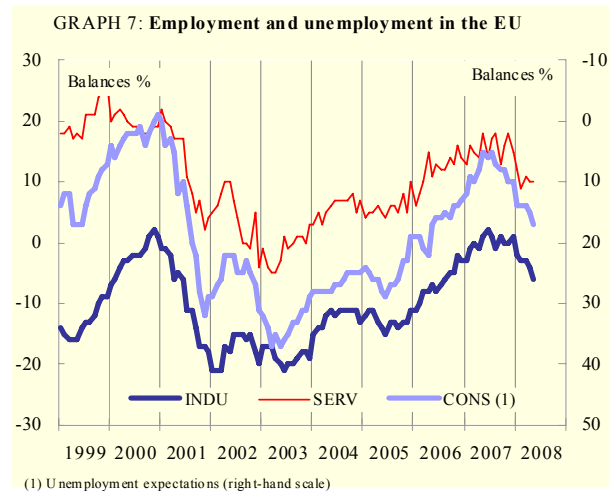
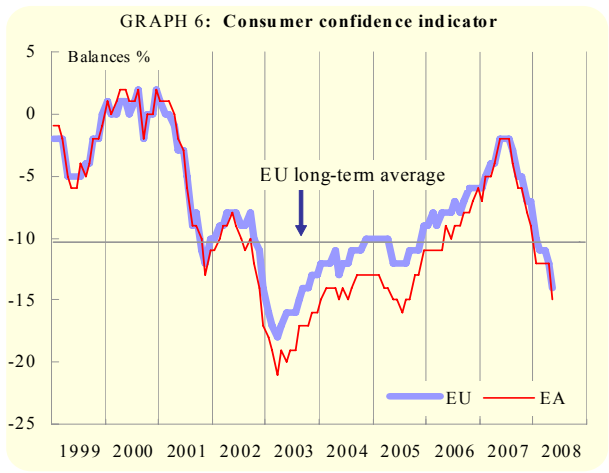
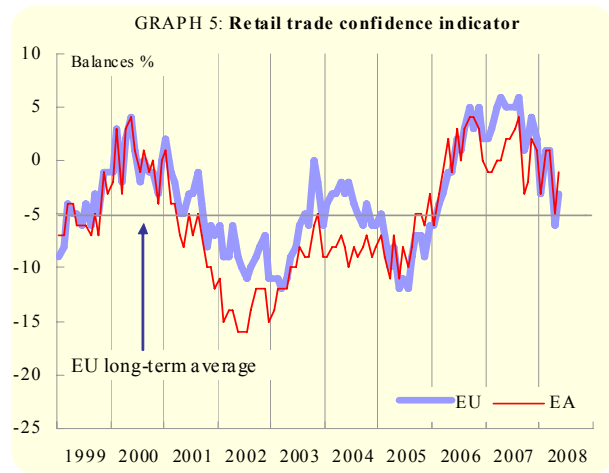
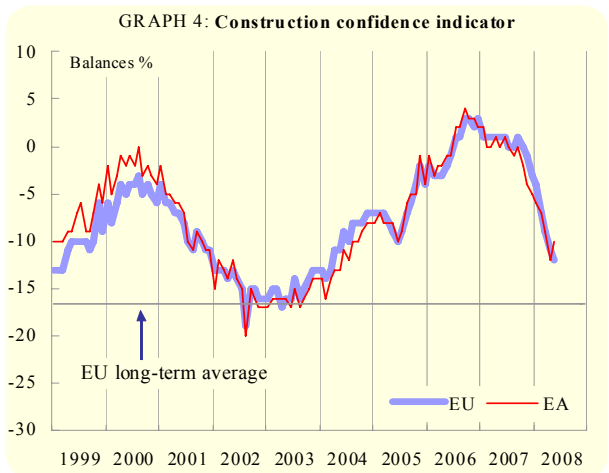
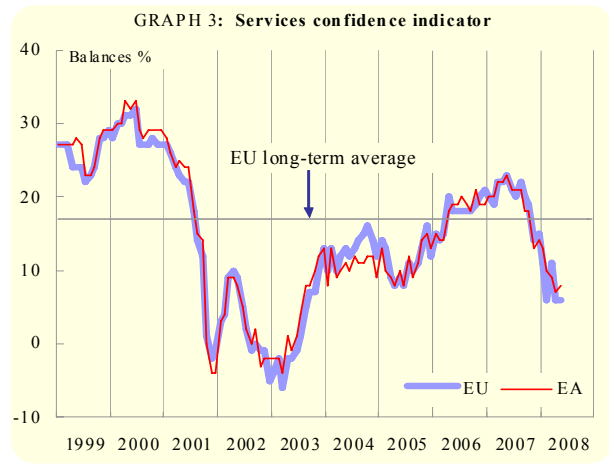
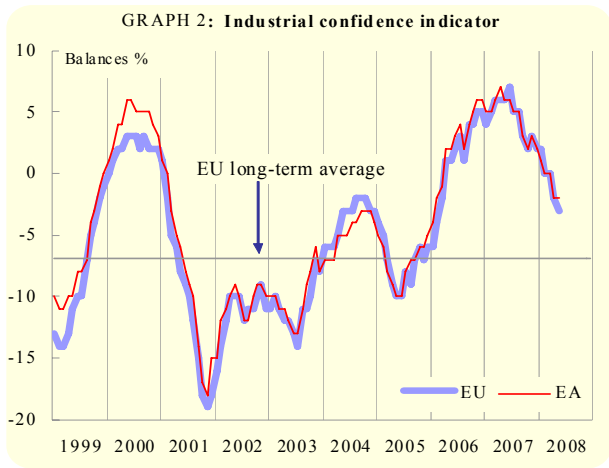


TABLE 2a: (continued) Monthly survey of manufacturing industry (s.a.)^{(a)(c)}

	Since 01/1990						2007						2008					
	Min.		Ave.	Max.		June	July	Aug.	Sep.	Oct.	Nov.	Dec.	Jan.	Feb.	Mar.	Apr.	May	
	Value	Date	Value	Date														
EMPLOYMENT EXPECTATIONS	EU	-38	06-93	-13	2	06-07	2	1	-1	1	0	0	1	-2	-3	-3	-4	-6
	EA	-41	06-93	-12	4	11-00	3	2	2	2	0	2	3	0	-1	-1	-2	-3
	BE	-26	09-93	-8	9	09-00	3	2	2	2	-2	1	-4	0	-3	1	-5	-5
	BG	-47	06-99	-17	6	11-06	-5	-7	-4	-8	-6	-5	-3	-2	2	-4	-2	-3
	CZ	-58	06-99	-20	15	09-07	3	8	12	15	12	10	12	13	6	4	1	-3
	DK	-23	06-93	-2	13	03-98	10	9	9	6	6	8	3	5	2	-6	-6	-4
	DE	-52	06-93	-16	8	02-90	6	7	4	3	2	4	6	3	2	2	2	2
	EE	-78	04-92	-9	22	11-06	12	4	7	9	6	-1	3	1	1	-9	-12	-15
	IE	-34	12-92	-9	16	09-00	-5	-8	-3	-4	1	0	-10	5	-9	0	-27	.
	EL	-12	02-06	-2	12	05-02	-4	-4	-2	-3	-2	0	1	1	-4	-2	-3	-5
	ES	-53	06-93	-8	9	03-01	6	0	-2	-1	-11	-3	-5	-7	-10	-9	-10	-16
	FR	-50	09-93	-16	12	09-00	-6	-7	-5	-3	-1	-2	-1	-4	-4	-7	-5	-9
	IT	-30	08-96	-4	11	11-00	4	3	3	3	-1	0	2	-2	-2	-2	-2	-2
	CY	-16	04-02	13	38	10-04	17	17	20	20	23	18	19	18	18	18	18	25
	LV	-51	04-93	-6	11	11-05	8	5	5	7	4	0	0	-1	-4	-8	-7	-11
	LT	-59	04-94	-23	8	06-06	2	1	3	3	3	1	1	2	-6	-7	-11	-4
	LU	-55	12-91	-25	4	03-08	-8	-7	-6	-4	-2	1	-3	0	-6	4	0	-3
	HU	-60	12-91	-15	10	10-97	-1	2	-4	-4	-8	-6	-4	-4	0	-7	-2	-7
	MT	-27	06-07	-5	17	11-02	-27	-27	-17	-19	-18	-18	-8	-9	6	-6	-11	-12
	NL	-30	06-93	-7	15	06-90	5	6	6	7	7	8	10	8	8	8	8	8
	AT	-29	01-96	-6	13	04-07	11	12	12	9	11	10	5	7	7	8	7	7
	PL	-50	05-99	-21	9	01-07	8	8	6	7	7	9	8	6	5	5	2	2
	PT	-35	06-93	-15	-2	02-90	-12	-14	-15	-10	-12	-15	-8	-13	-13	-13	-10	-14
	RO	-67	07-92	-23	0	08-03	-4	-1	-4	-4	-5	-6	-8	-4	-6	-3	-3	-3
	SI	-42	10-95	-19	14	02-08	7	6	10	10	7	7	10	9	14	11	6	6
	SK	-56	06-99	-20	3	07-07	-1	3	1	3	0	0	1	0	3	-5	-1	0
	FI	-60	06-91	-13	15	12-00	13	4	9	10	8	9	6	4	3	2	-7	-2
SE	-51	06-92	-17	23	12-94	9	11	9	9	8	9	3	-3	-3	-6	-6	-13	
UK	-50	03-91	-20	2	06-97	-8	-11	-21	-10	-6	-12	-12	-12	-15	-13	-17	-21	
SELLING-PRICE EXPECTATIONS	EU	-13	12-98	6	28	02-95	15	13	14	13	12	14	14	15	15	15	14	16
	EA	-10	12-98	6	26	02-95	14	13	13	11	11	12	13	14	14	13	13	14
	BE	-18	02-96	3	26	12-94	9	10	8	8	5	7	11	14	18	13	9	12
	BG	-28	02-00	27	89	11-96	17	14	17	18	18	16	17	19	19	21	22	17
	CZ	-6	12-98	18	71	03-95	12	9	4	6	8	15	12	19	9	9	12	12
	DK	-12	11-01	2	26	01-08	20	16	14	18	18	24	23	26	16	17	8	11
	DE	-8	12-93	7	23	02-95	14	14	16	12	11	12	14	15	13	13	14	14
	EE	-28	03-99	17	86	04-92	28	31	26	29	27	27	28	28	22	20	13	16
	IE	-25	11-92	-1	29	11-03	18	7	8	13	9	8	5	13	3	6	-1	.
	EL	-4	01-99	17	41	10-90	16	16	14	24	26	26	24	29	21	24	23	22
	ES	-18	04-93	4	35	04-95	12	7	11	6	7	11	14	11	12	8	7	7
	FR	-26	01-99	1	24	02-90	10	10	9	9	8	9	11	10	15	14	15	19
	IT	-10	12-98	11	40	03-95	16	15	13	13	15	12	14	15	14	12	11	11
	CY	-8	10-01	7	39	10-03	3	11	12	15	11	19	23	18	13	8	9	28
	LV	-17	12-98	18	50	07-94	35	31	35	32	32	29	30	29	23	21	22	21
	LT	-20	01-00	15	75	11-93	15	20	23	20	24	18	32	29	18	14	16	17
	LU	-50	08-91	-2	53	12-94	-4	6	8	-3	-5	-13	-2	19	13	4	15	15
	HU	1	02-06	26	51	01-01	17	19	18	18	16	19	12	18	20	25	24	22
	MT	-39	12-04	-9	38	12-03	-15	-4	8	7	7	15	-5	4	-9	7	3	-17
	NL	-7	01-99	6	20	12-94	13	13	13	12	10	12	10	17	15	16	14	15
	AT	-23	03-96	1	20	01-07	19	14	17	14	11	15	13	18	15	14	14	9
	PL	-7	06-02	14	39	06-93	16	15	14	17	16	20	19	21	18	21	15	17
	PT	-9	05-03	8	29	10-90	6	19	6	1	9	7	7	11	11	9	12	21
	RO	10	09-97	52	97	10-93	14	13	20	21	28	30	24	29	33	31	23	30
	SI	-24	04-99	-4	22	01-08	10	12	13	12	11	17	14	22	13	13	15	17
	SK	-33	03-01	27	81	04-95	17	26	11	15	18	23	3	39	25	24	26	31
	FI	-34	03-96	5	49	08-94	26	21	21	19	19	19	24	22	17	19	16	18
SE	-20	11-96	5	37	12-94	7	3	8	9	6	4	4	4	7	11	11	2	
UK	-30	01-99	2	30	05-08	19	16	19	20	17	23	19	17	23	22	22	30	

(a) The indicator is the arithmetic average of the balances (%) of the questions on production expectations, order-books and stocks (the last with inverted sign).

(b) Highest figure is considered as a minimum, lowest figure is considered as a maximum.

(c) With effect from May 2008, a number of partner institutes in the programme have changed; this may cause a break in some series. Details of the changes are available on the BCS website.

TABLE 3: (continued) Monthly survey of services (s.a.)^{(a)(b)}

	Since 01/1990						2007						2008					
	Min.		Ave.	Max.		June	July	Aug.	Sep.	Oct.	Nov.	Dec.	Jan.	Feb.	Mar.	Apr.	May	
	Value	Date		Value	Date													
EVOLUTION OF DEMAND	EU	3	12-02	23	38	06-98	23	25	25	22	23	19	19	15	10	13	12	12
EXPECTED OVER THE NEXT 3 MONTHS	EA	-3	11-01	23	38	05-00	25	26	24	22	22	18	19	19	13	13	12	12
Component of the services confidence indicator	BE	-2	07-03	29	51	01-95	33	43	41	33	37	29	27	24	28	29	29	37
	BG	-16	03-03	37	57	05-02	34	34	38	32	36	40	40	37	35	37	40	36
	CZ	22	01-04	33	48	01-07	32	31	30	27	27	28	30	35	34	29	32	30
	DK	16	09-01	31	41	12-04	34	22	30	31	34	30	31	25	26	25	26	25
	DE	-16	11-01	27	59	09-00	23	23	20	14	19	17	17	18	15	14	14	10
	EE	-1	05-08	17	33	12-05	16	15	18	12	15	6	13	5	7	4	1	-1
	IE	-7	05-03	17	45	06-98	22	2	13	23	25	14	4	2	-1	0	2	:
	EL	5	05-03	35	75	09-01	25	20	21	30	34	33	36	39	46	44	36	27
	ES	-1	04-08	34	59	06-98	23	24	26	20	21	16	19	10	8	2	-1	5
	FR	-18	09-93	6	32	03-01	13	15	15	14	14	12	9	14	9	7	9	9
	IT	-6	09-00	27	57	06-01	38	45	25	40	28	22	29	30	9	14	16	15
	CY	0	06-03	21	49	03-07	40	34	46	23	32	21	15	33	34	34	29	30
	LV	8	11-02	16	26	08-07	23	24	26	24	23	25	21	19	16	9	11	8
	LT	-9	10-02	16	30	02-03	20	21	26	22	10	28	23	29	20	8	7	18
	HU	-16	02-07	0	17	02-02	-5	-9	-3	4	-8	-8	-3	-9	-2	-5	-10	-12
	NL	-4	01-96	28	54	07-00	29	27	40	32	30	27	29	32	19	23	14	19
	AT	-1	10-01	18	34	06-98	22	24	20	19	20	17	16	15	16	13	11	13
	PL	-12	03-03	12	32	04-08	29	30	24	26	25	26	27	32	30	32	32	29
	PT	-16	09-03	14	40	06-01	13	19	14	18	23	20	9	8	13	22	12	17
	RO	-3	02-03	25	54	06-04	12	16	21	18	34	34	27	43	30	24	29	23
	SI	18	01-07	26	34	01-08	31	31	27	26	27	24	25	34	28	28	29	28
	SK	28	04-08	48	64	06-03	52	56	48	37	32	32	30	37	32	34	28	30
	FI	-12	10-96	33	73	06-07	73	41	32	20	34	21	16	20	17	24	28	21
	SE	-4	01-03	26	66	02-01	42	49	44	39	43	39	29	34	22	29	33	20
	UK	-14	03-03	25	57	10-97	13	19	25	17	23	18	11	-7	-13	5	0	3
EVOLUTION OF EMPLOYMENT OVER THE PAST 3 MONTHS	EU	-10	03-03	10	25	08-98	11	14	13	10	11	13	12	10	8	10	6	7
	EA	-7	03-03	11	27	01-99	11	11	11	7	9	8	9	8	7	10	6	9
	BE	-14	08-02	9	30	08-98	9	19	13	20	12	21	15	10	16	10	18	15
	BG	-30	08-02	-8	19	08-07	5	3	19	10	5	5	2	0	2	4	4	0
	CZ	-29	11-04	-8	19	02-08	2	6	6	-10	-18	9	-5	3	19	11	10	7
	DK	-2	04-03	12	24	12-06	16	19	15	17	20	17	19	12	17	15	14	15
	DE	-20	12-02	15	44	03-99	20	15	19	14	16	15	15	15	13	16	12	15
	EE	-6	11-07	8	17	03-07	9	9	3	3	-5	-6	4	-1	2	-3	-6	2
	IE	-36	05-05	0	25	02-98	-10	-14	6	0	-3	-5	-8	-6	-6	-1	-7	:
	EL	-42	06-01	8	45	06-00	5	3	9	12	15	11	11	15	15	18	16	16
	ES	-2	05-08	16	45	08-98	13	10	7	8	8	9	8	2	3	1	-1	-2
	FR	-27	06-93	5	23	12-90	12	14	11	8	6	7	12	6	12	13	12	11
	IT	-13	05-03	6	25	04-06	-1	2	6	-8	-3	-6	-3	3	-8	4	-9	2
	CY	-23	06-02	-1	23	05-08	10	8	13	1	-2	8	-3	-3	0	-2	1	23
	LV	-1	09-02	6	13	09-06	7	7	8	5	6	3	6	2	2	5	2	5
	LT	-29	11-03	1	41	04-07	14	21	11	13	5	24	9	17	15	16	10	11
	HU	-16	10-07	-8	2	03-02	-7	-10	-14	-5	-16	-12	-10	-12	-15	-9	-16	-12
	NL	-8	05-03	16	66	06-98	8	15	13	14	16	17	14	8	10	10	6	7
	AT	-7	08-02	7	18	07-98	13	11	10	15	14	13	14	15	11	12	10	8
	PL	-14	02-04	0	16	04-08	10	10	9	11	9	11	9	16	15	16	16	14
	PT	-34	05-03	-3	28	07-98	-7	-4	-2	-4	-2	-1	-8	-11	-8	-8	2	-11
	RO	-30	01-03	1	22	12-04	10	10	7	8	7	4	9	10	11	10	11	10
	SI	-10	12-03	8	25	10-06	13	11	12	11	8	2	6	9	11	14	22	17
	SK	-67	12-04	-35	3	07-02	-31	-31	-35	-23	-9	-12	-13	-16	-19	-19	-19	-24
	FI	-26	04-97	25	91	11-97	13	10	2	3	5	11	8	10	9	3	8	5
	SE	-40	04-03	7	42	01-01	18	19	24	26	18	23	19	20	17	8	17	15
	UK	-22	04-03	10	30	11-07	11	27	21	20	23	30	23	19	9	9	4	2
EVOLUTION OF EMPLOYMENT EXPECTED OVER THE NEXT 3 MONTHS	EU	-5	04-03	11	26	06-98	14	17	18	13	16	18	15	12	9	11	10	10
	EA	-3	05-03	10	26	04-00	14	14	17	13	15	14	13	12	10	9	8	10
	BE	-11	04-03	18	39	10-07	32	30	35	29	39	31	29	27	26	25	29	36
	BG	-29	05-02	-4	26	08-07	13	14	26	23	9	2	15	19	17	13	17	19
	CZ	-30	12-02	-12	18	01-08	10	8	13	11	10	13	8	18	11	10	7	8
	DK	4	02-03	14	24	04-06	20	17	21	19	22	17	20	15	17	17	13	15
	DE	-11	05-03	4	17	08-07	17	13	17	12	13	16	13	13	11	10	11	9
	EE	4	05-08	16	27	03-05	26	18	23	20	16	15	18	6	17	9	8	4
	IE	-13	11-04	7	31	04-98	3	1	4	5	1	-2	-2	-5	4	-6	2	:
	EL	-33	12-00	11	47	05-99	8	4	11	32	17	21	20	26	25	23	18	20
	ES	3	04-08	17	41	04-00	9	12	10	12	13	11	11	8	8	3	3	8
	FR	-31	06-97	2	21	06-98	11	10	9	9	13	9	10	11	15	11	10	9
	IT	-10	06-05	11	34	06-00	13	19	18	8	13	16	10	10	-4	1	-6	5
	CY	-5	07-05	4	22	05-08	11	9	9	9	-3	2	-1	3	6	1	5	22
	LV	-1	05-02	10	18	08-07	17	17	18	14	15	15	14	15	14	11	8	7
	LT	-49	05-02	4	34	01-07	26	22	23	26	16	33	15	20	25	16	10	7
	HU	-13	09-06	-4	6	05-04	-5	-5	-3	0	-9	-8	-8	-5	0	-6	-10	-2
	NL	-4	03-05	19	40	01-99	21	25	28	27	23	21	25	22	18	20	16	11
	AT	-6	01-04	9	27	09-98	14	14	15	15	17	12	18	14	10	9	7	11
	PL	-12	02-04	2	24	01-08	17	17	14	15	15	16	15	24	20	19	23	21
	PT	-32	08-05	0	37	08-03	-8	-11	-12	-11	-1	-2	-3	-6	-8	-8	3	-6
	RO	-45	06-02	3	24	03-03	12	8	8	10	10	13	13	15	10	7	9	8
	SI	-9	08-03	11	25	11-07	1											

TABLE 4: Consumer opinion on economic and financial conditions (s.a.)^{(a)(b)(d)}

		Since 01/1990				2007							2008						
		Min.		Ave.		Max.		June	July	Aug.	Sep.	Oct.	Nov.	Dec.	Jan.	Feb.	Mar.	Apr.	May
		Value	Date	Value	Date	Value	Date												
CONSUMER CONFIDENCE INDICATOR	EU	-27	03-93	-10	2	08-00	-2	-2	-3	-5	-5	-7	-7	-10	-11	-11	-12	-14	
	EA	-29	07-93	-11	2	04-00	-2	-2	-4	-6	-6	-8	-9	-12	-12	-12	-12	-15	
	BE	-27	08-93	-5	17	12-00	1	1	-1	-1	0	-6	-3	-7	-5	-4	-8	-8	
	BG	-39	08-03	-29	-14	08-01	-21	-25	-30	-31	-31	-30	-30	-29	-28	-30	-29	-30	
	CZ	-36	03-98	-12	5	10-06	-3	-3	-2	-1	-2	-9	-13	-11	-2	-1	-1	-6	
	DK	-11	10-90	8	19	11-06	16	17	14	13	14	13	10	4	6	7	4	4	
	DE	-28	10-93	-10	9	05-07	8	9	6	3	4	3	2	-1	-3	-2	0	-4	
	EE	-56	04-93	-19	13	04-06	7	3	-2	-3	-8	-8	-8	-13	-15	-14	-17	-19	
	IE	-31	03-93	-5	19	01-00	-7	-12	-10	-6	-12	-18	-22	-23	-22	-20	-24	:	
	EL	-44	07-03	-30	-6	04-00	-28	-29	-30	-26	-22	-29	-29	-40	-34	-39	-39	-44	
	ES	-37	10-92	-11	6	03-00	-13	-11	-12	-14	-16	-17	-19	-20	-21	-19	-25	-31	
	FR	-34	08-93	-17	4	01-01	0	-1	-3	-5	-7	-11	-10	-15	-14	-15	-15	-18	
	IT	-38	04-93	-14	2	06-01	-19	-19	-20	-19	-21	-22	-22	-22	-23	-25	-23	-20	
	CY	-42	07-04	-30	-13	06-01	-31	-25	-28	-31	-36	-36	-32	-29	-28	-29	-31	-31	
	LV	-45	02-93	-22	0	09-06	-4	-5	-8	-9	-10	-15	-14	-18	-18	-18	-22	-23	
	LT	-32	05-01	-8	9	05-07	9	7	7	4	-1	-5	-4	-5	-5	-7	-11	-15	
	LU	-8	05-06	3	14	02-02	8	9	8	5	9	6	4	5	6	4	6	2	
	HU	-58	04-95	-31	0	08-02	-46	-45	-45	-47	-49	-51	-45	-45	-45	-49	-52	-50	
	MT	-36	04-06	-22	-2	01-03	-17	-17	-14	-15	-15	-9	-9	-7	-5	-3	-10	-18	
	NL	-19	07-93	5	31	03-00	21	21	19	10	11	11	8	6	4	4	2	1	
	AT	-16	04-96	0	17	06-07	17	16	17	14	11	12	8	4	5	4	3	2	
PL	-40	08-01	-22	0	04-08	-4	-2	-5	-4	-5	-2	-1	-3	-2	-2	0	-1		
PT	-49	03-03	-25	-1	07-91	-33	-33	-35	-37	-38	-37	-40	-42	-42	-43	-43	-48		
RO	-33	07-02	-22	-10	07-07	-15	-10	-11	-11	-13	-15	-13	-20	-20	-16	-14	:		
SI	-29	06-99	-18	-4	07-07	-8	-4	-7	-13	-17	-17	-14	-22	-20	-15	-14	-21		
SK	-50	08-99	-24	7	12-06	0	2	1	-1	-6	-8	-5	-4	-8	-9	-11	-14		
FI	6	11-01	15	23	02-00	21	21	21	20	20	16	15	14	11	14	14	12		
SE	-10	09-96	9	25	03-00	21	21	20	18	18	18	16	13	8	11	7	7		
UK	-28	10-92	-8	7	10-97	-3	-3	-2	-3	-2	-4	-5	-7	-9	-10	-13	-15		
FINANCIAL SITUATION OF HOUSEHOLDS OVER NEXT 12 MONTHS	EU	-10	12-93	-1	5	04-01	2	2	1	0	1	-1	-2	-3	-3	-4	-5	-7	
	EA	-11	07-93	-2	5	03-00	-1	-1	-2	-3	-4	-4	-5	-7	-7	-7	-8	-10	
	BE	-9	12-93	2	13	08-00	4	4	3	4	2	-1	0	-2	-1	-2	-2	-1	
	BG	-25	05-08	-14	3	07-01	-10	-12	-24	-23	-24	-25	-21	-24	-19	-22	-23	-25	
	CZ	-32	02-98	-9	5	12-06	-4	-7	-2	-10	-12	-21	-28	-23	-13	-6	-4	-8	
	DK	2	12-90	13	39	10-00	16	18	19	17	18	15	15	14	13	14	14	15	
	DE	-15	02-94	-5	4	05-00	1	1	-1	-2	-3	-2	-2	-4	-3	-4	-3	-6	
	EE	-38	04-93	-7	17	04-06	13	9	3	4	-2	0	0	-6	-3	-1	-4	-6	
	IE	-14	04-08	0	16	01-00	-3	-4	-7	-4	-3	-11	-12	-13	-11	-11	-14	:	
	EL	-34	05-08	-16	10	04-00	-16	-15	-17	-10	-10	-16	-15	-25	-20	-24	-27	-34	
	ES	-17	05-08	0	10	10-99	-3	-2	-2	-5	-6	-7	-10	-8	-12	-10	-15	-17	
	FR	-12	12-95	-1	6	01-01	3	1	0	-2	-2	-4	-5	-8	-7	-8	-9	-11	
	IT	-15	04-93	-1	7	07-01	-6	-6	-6	-7	-6	-7	-8	-8	-8	-9	-8	-7	
	CY	-36	06-04	-18	0	06-01	-15	-10	-18	-21	-27	-29	-22	-20	-16	-19	-22	-16	
	LV	-29	09-93	-5	16	09-06	10	8	8	5	-1	-2	-1	-6	-4	-3	-2	-4	
	LT	-10	10-01	2	13	03-07	10	12	11	9	3	-1	1	1	1	1	-3	-6	
	LU	-6	05-06	3	12	06-02	4	5	2	-2	4	-1	-1	-1	1	-2	-2	-6	
	HU	-63	04-95	-23	16	08-02	-34	-35	-34	-37	-41	-40	-33	-35	-37	-39	-41	-40	
	MT	-35	07-06	-20	2	01-03	-18	-14	-14	-14	-16	-11	-8	-9	-4	-4	-10	-21	
	NL	-11	12-04	3	16	12-99	6	6	6	1	3	3	1	2	0	-1	-3	-5	
	AT	-18	04-96	-4	4	04-99	2	0	2	-1	-3	-2	-5	-8	-7	-9	-9	-10	
PL	-20	08-01	-7	5	12-07	0	4	1	3	3	5	5	3	2	0	2	4		
PT	-32	05-08	-9	11	01-92	-16	-14	-16	-16	-17	-19	-22	-25	-25	-26	-26	-32		
RO	-14	07-02	-1	10	12-07	7	10	7	9	8	8	10	-1	1	4	6	:		
SI	-34	01-08	-12	-2	11-96	-8	-7	-5	-18	-27	-20	-20	-34	-30	-21	-21	-26		
SK	-44	08-99	-19	10	12-06	1	3	-1	-1	-4	-8	-3	-4	-9	-11	-14	-19		
FI	-8	04-93	7	13	10-04	12	12	12	11	12	12	10	9	8	8	8	6		
SE	-13	09-96	9	18	07-02	14	14	13	12	15	13	13	12	11	12	11	11		
UK	-23	03-90	3	16	09-02	11	11	11	12	13	9	9	7	6	6	0	-3		
GENERAL ECONOMIC SITUATION OVER NEXT 12 MONTHS	EU	-31	03-93	-11	1	01-00	-1	-2	-5	-8	-8	-11	-13	-17	-18	-18	-21	-23	
	EA	-35	03-93	-12	4	04-00	1	1	-3	-7	-6	-11	-12	-17	-18	-17	-19	-21	
	BE	-46	07-93	-10	20	06-00	2	2	-7	-7	-7	-20	-15	-19	-17	-15	-19	-23	
	BG	-28	04-06	-12	16	07-01	-8	-12	-20	-24	-22	-20	-23	-22	-21	-25	-26	-24	
	CZ	-40	09-97	-10	8	11-05	-6	-8	-5	-7	-2	-13	-15	-12	-6	-6	-2	-12	
	DK	-23	02-99	-1	23	07-01	5	4	1	1	1	5	-2	-14	-11	-10	-14	-15	
	DE	-41	03-93	-14	15	05-07	14	14	10	6	7	4	1	-2	-6	-4	-5	-9	
	EE	-38	04-93	-2	27	12-06	14	10	3	1	-11	-11	-5	-14	-14	-10	-16	-16	
	IE	-37	01-08	-4	22	01-00	-14	-23	-18	-15	-24	-32	-35	-37	-34	-33	-36	:	
	EL	-43	05-08	-18	17	01-00	-22	-22	-26	-18	-18	-24	-24	-39	-33	-40	-42	-43	
	ES	-38	10-92	-6	11	08-97	-9	-9	-10	-14	-16	-16	-19	-20	-21	-17	-23	-31	
	FR	-37	01-91	-17	6	05-07	4	3	-3	-10	-9	-17	-14	-25	-24	-24	-29	-29	
	IT	-40	04-93	-9	13	02-95	-14	-15	-15	-17	-16	-20	-22	-24	-22	-24	-21	-13	
	CY	-45	06-04	-23	-6	05-01	-24	-17	-21	-28	-29	-31	-22	-18	-20	-18	-19	-31	
	LV	-27	06-95	-6	17	09-06	9	4	3	-5	-11	-12	-12	-16	-14	-13	-17	-18	
	LT	-21	05-08	3	18	06-07	18	14	17	8	-2	-6	-3	-7	-5	-8	-14	-21	
	LU	-28	09-05	-8	6	02-02	3	2	-1	-7	3	-4	-4	-8	-8	-10	-13	-19	
	HU	-53	04-95	-17	19	08-02	-30	-33	-33	-37	-39	-41	-35	-34	-34	-41	-46	-45	
	MT	-31	05-05	-16	10	11-02	-7	-7	-7	-10	-9	-2	-2	1	2	7	-2	-11	
	NL	-42	03-93	-7	26	03-00	15	12	9	-9	-6	-9	-8	-15	-22	-20	-28	-30	
	AT	-26	04-96	-4	17	07-07	17	17	17	15	10	9	3	-7	-7	-7	-12	-12	
PL	-35	08-01	-13	14	04-08	3	6	-2	3	4	11	13	9</						

TABLE 4 (continued) : Consumer opinion on economic and financial conditions (s.a.)^{(a)(d)}

		Since 01/1990						2007						2008					
		Min.		Ave.		Max.		June	July	Aug.	Sep.	Oct.	Nov.	Dec.	Jan.	Feb.	Mar.	Apr.	May
		Value	Date	Value	Date	Value	Date												
SAVINGS	EU	-16	08-93	-5	3	04-01	-2	-2	-2	-2	-4	-4	-4	-6	-6	-7	-6	-9	
OVER NEXT	EA	-15	05-08	-6	3	03-01	-7	-7	-8	-7	-10	-11	-10	-11	-12	-13	-12	-15	
12 MONTHS	BE	-4	04-08	12	31	06-98	10	8	9	8	3	3	0	-2	-1	-4	0		
Component of the consumer confidence indicator	BG	-81	03-02	-71	-58	04-08	-60	-65	-67	-67	-66	-65	-65	-64	-61	-65	-58	-64	
	CZ	-16	03-98	-2	19	04-07	4	7	3	12	4	2	-4	-8	6	4	4	2	
	DK	-3	01-90	24	40	12-06	35	35	32	29	26	25	27	21	26	26	26	26	
	DE	-5	03-03	7	23	08-90	4	4	4	4	0	2	5	0	-2	1	3	-2	
	EE	-69	10-93	-44	-4	05-06	-11	-16	-17	-16	-20	-17	-17	-20	-29	-24	-24	-22	
	IE	-32	03-93	2	31	09-07	17	14	21	31	17	15	11	10	12	12	8	8	
	EL	-57	07-95	-44	-23	01-00	-41	-39	-42	-43	-34	-40	-38	-52	-42	-49	-42	-51	
	ES	-35	05-08	-20	0	07-00	-25	-23	-25	-22	-28	-30	-32	-30	-27	-27	-30	-35	
	FR	-36	03-96	-21	-6	05-07	-8	-8	-8	-7	-8	-13	-13	-14	-14	-17	-17	-21	
	IT	-44	03-08	-18	2	03-91	-36	-36	-40	-36	-41	-39	-37	-34	-39	-44	-40	-39	
	CY	-59	06-06	-42	-12	06-01	-44	-39	-37	-41	-47	-44	-42	-39	-42	-45	-46	-45	
	LV	-90	03-96	-53	13	01-94	-39	-42	-46	-43	-31	-46	-45	-46	-47	-48	-51	-50	
	LT	-55	11-01	-41	-21	05-07	-24	-29	-30	-28	-31	-36	-33	-35	-35	-37	-42	-38	
	LU	38	12-07	47	58	10-05	47	47	49	49	49	45	38	46	50	44	51	49	
	HU	-70	11-95	-54	-19	01-00	-64	-61	-62	-61	-65	-68	-62	-63	-62	-66	-69	-65	
	MT	-57	04-06	-39	-15	01-03	-35	-37	-33	-35	-37	-32	-31	-28	-27	-28	-33	-36	
	NL	17	09-05	37	55	10-99	37	35	40	37	32	36	28	28	35	35	33	33	
	AT	-11	11-00	32	55	03-02	40	37	38	38	35	37	32	34	37	34	33	33	
	PL	-66	09-03	-48	-21	09-01	-36	-39	-38	-38	-40	-36	-37	-35	-39	-35	-35	-34	
	PT	-60	10-07	-37	-14	01-92	-50	-53	-55	-56	-60	-60	-60	-59	-57	-58	-59	-59	
	RO	-63	12-03	-53	-45	09-07	-52	-48	-45	-45	-46	-49	-45	-50	-53	-48	-49	:	
SI	-52	06-99	-26	-6	05-07	-14	-8	-15	-16	-19	-23	-23	-29	-27	-22	-24	-27		
SK	-70	08-01	-37	-17	12-06	-25	-19	-20	-22	-25	-27	-22	-19	-24	-23	-28	-27		
FI	19	01-96	41	58	04-08	54	53	55	56	55	55	54	55	54	52	58	52		
SE	11	06-98	31	46	06-00	36	41	41	42	36	40	43	44	39	41	39	43		
UK	-26	10-92	-2	23	04-06	18	19	19	17	20	19	19	16	15	14	15	12		
UNEMPLOYMENT	EU	56	03-93	24	-1	12-00	6	5	7	8	8	10	10	14	14	14	15	17	
OVER NEXT	EA	60	08-93	25	-3	01-01	2	1	3	6	5	7	8	11	12	11	11	14	
12 MONTHS	BE	63	10-93	26	-19	12-00	12	11	10	10	4	7	-1	6	2	-1	7	7	
Component of the consumer confidence indicator	BG	31	03-02	16	2	07-01	7	9	10	11	12	10	9	6	10	8	10	5	
	CZ	64	03-99	29	-5	02-08	6	5	3	-3	-3	3	4	1	-5	-3	2	6	
	DK	38	12-92	5	-19	11-97	-9	-10	-4	-5	-8	-7	1	6	3	2	12	11	
	DE	58	10-93	26	-16	07-07	-14	-16	-10	-4	-10	-10	-5	-1	-1	-1	-4	0	
	EE	80	04-93	27	-25	12-06	-12	-8	-5	0	-2	4	8	10	15	21	24	33	
	IE	58	04-92	17	-29	12-99	29	36	36	34	40	45	52	52	53	48	55	:	
	EL	62	12-98	43	24	04-90	34	38	36	31	25	36	37	42	39	44	45	47	
	ES	67	01-93	17	-8	03-00	12	11	10	16	13	15	16	22	24	23	33	40	
	FR	64	03-03	28	-14	01-01	-3	-1	1	2	9	11	7	12	12	10	4	12	
	IT	70	04-93	26	-2	06-01	21	18	20	17	20	20	21	20	22	23	24	20	
	CY	52	09-05	39	26	05-01	41	35	36	34	40	38	42	38	35	33	36	31	
	LV	54	01-93	22	-10	10-06	-6	-9	-5	-6	-3	-1	-1	3	6	7	18	20	
	LT	46	05-01	-3	-32	05-07	-31	-31	-29	-25	-24	-20	-20	-21	-21	-18	-14	-5	
	LU	45	06-03	31	14	02-02	21	17	20	21	16	16	19	18	15	14	17		
	HU	59	02-93	31	-3	07-98	56	52	51	52	52	55	50	50	47	52	53	49	
	MT	36	01-04	15	-11	03-08	7	10	3	1	0	-9	-6	-9	-7	-11	-6	3	
	NL	77	03-93	14	-35	07-98	-26	-30	-20	-11	-14	-14	-12	-9	-4	-3	-4	-7	
	AT	49	12-96	23	-10	08-07	-8	-9	-10	-6	-4	-4	-3	4	4	4	2	5	
	PL	63	05-01	21	-21	07-07	-16	-21	-17	-17	-15	-13	-14	-12	-19	-18	-18	-15	
	PT	73	10-93	34	-10	08-97	44	43	44	47	45	42	45	46	45	44	46	52	
	RO	51	01-02	33	11	07-07	17	11	14	13	15	19	17	20	20	13	12	:	
SI	44	09-05	24	4	04-08	10	7	9	10	12	13	9	8	10	11	4	10		
SK	68	08-99	16	-18	01-07	-17	-14	-15	-11	-8	-7	-12	-12	-12	-8	-9	-6		
FI	42	07-91	-2	-31	01-95	-14	-15	-14	-16	-15	-6	-5	-3	5	-6	-5	-4		
SE	39	11-01	4	-29	05-07	-27	-26	-24	-21	-22	-20	-12	-7	2	-1	7	12		
UK	53	02-91	22	-11	04-98	28	27	26	25	26	27	27	29	30	31	34	30		
FINANCIAL	EU	-20	01-94	-10	-2	03-01	-6	-6	-7	-7	-8	-9	-10	-11	-12	-13	-14	-16	
SITUATION OF	EA	-20	02-03	-11	-1	05-90	-9	-9	-10	-10	-12	-13	-15	-15	-16	-17	-17	-19	
HOUSEHOLDS	BE	-16	12-93	-6	4	11-00	-4	-4	-3	-4	-5	-9	-11	-13	-13	-13	-15		
OVER NEXT	BG	-40	08-03	-30	-18	04-07	-21	-23	-32	-32	-35	-30	-33	-29	-31	-33	-34		
12 MONTHS	CZ	-30	02-98	-13	-2	04-07	-4	-4	-3	-4	-6	-11	-10	-14	-12	-13	-14		
DK	-5	04-01	7	16	02-05	13	14	13	12	12	8	8	4	6	5	6	7		
DE	-31	12-02	-11	4	05-90	-4	-3	-5	-5	-7	-9	-8	-8	-9	-9	-8	-10		
EE	-54	04-93	-13	18	03-07	14	12	9	10	3	5	1	0	-4	-5	-3	-9		
IE	-25	02-93	-7	11	04-00	-6	-8	-9	-6	-5	-14	-13	-13	-16	-17	-19	:		
EL	-43	01-93	-27	-6	04-00	-23	-22	-25	-21	-20	-24	-24	-29	-27	-30	-27	-35		
ES	-28	01-94	-9	4	04-00	-9	-7	-10	-10	-12	-15	-20	-16	-18	-18	-21	-24		
FR	-19	05-08	-10	-2	01-01	-8	-8	-8	-8	-10	-12	-14	-17	-16	-18	-17	-19		
IT	-32	04-08	-15	-1	05-90	-23	-21	-21	-23	-25	-23	-25	-26	-30	-32	-32	-32		
CY	-36	10-05	-21	-4	07-03	-19	-14	-20	-25	-28	-29	-26	-21	-22	-22	-21	-20		
LV	-57	01-93	-18	9	09-06	9	5	2	3	-4	-8	-6	-13	-12	-13	-15	-15		
LT	-30	06-01	-7	15	03-07	11	12	10	8	3	0	0	-2	-1	3	-4	-4		
LU	-9	05-08	0	8	01-02	-1	-1	1	-1	-1	-5	-7	-4	-3	-5	-7	-9		
HU	-65	11-95	-36	0	08-02	-47	-47	-47	-46	-49	-52	-44	-48	-46	-47	-51	-50		
MT	-41	05-05	-28	-10															

TABLE 4 (continued) : Consumer opinion on economic and financial conditions (s.a.) ^{(a)(d)}

		Since 01/1990						2007						2008					
		Min.		Ave.		Max.		June	July	Aug.	Sep.	Oct.	Nov.	Dec.	Jan.	Feb.	Mar.	Apr.	May
		Value	Date	Value	Date	Value	Date												
GENERAL ECONOMIC SITUATION OVER LAST 12 MONTHS	EU	-55	03-93	-26	-5	05-00	-11	-11	-11	-14	-15	-18	-21	-25	-28	-30	-33	-38	
	EA	-58	07-93	-28	-3	05-00	-9	-8	-9	-13	-14	-18	-21	-25	-29	-30	-32	-36	
	BE	-61	08-93	-24	22	12-00	-3	-4	-8	-11	-10	-26	-30	-40	-40	-42	-49	-51	
	BG	-42	08-03	-29	-9	08-01	-22	-23	-32	-37	-39	-40	-41	-38	-38	-39	-40	-40	
	CZ	-54	12-97	-18	4	06-06	-9	-9	-6	-7	-4	-13	-17	-16	-14	-9	-12	-17	
	DK	-25	04-93	2	26	03-06	18	17	10	12	9	13	9	1	-3	-3	-4	-8	
	DE	-60	05-03	-24	21	06-07	21	21	19	16	15	14	10	9	5	6	5	-1	
	EE	-72	10-92	-7	33	01-07	24	21	15	8	-3	-1	-4	-8	-15	-17	-23	-37	
	IE	-59	03-93	-6	42	08-99	-9	-18	-14	-17	-24	-29	-34	-39	-40	-41	-41	:	
	EL	-50	05-90	-32	6	05-00	-28	-32	-33	-28	-25	-35	-35	-43	-40	-45	-42	-46	
	ES	-61	08-93	-17	13	03-00	-19	-16	-19	-22	-23	-26	-30	-30	-34	-33	-36	-42	
	FR	-57	10-96	-36	-1	01-01	-26	-23	-26	-29	-32	-38	-40	-45	-50	-51	-53	-56	
	IT	-74	04-93	-39	-8	05-90	-38	-39	-38	-42	-42	-43	-46	-56	-58	-66	-66	-66	
	CY	-41	07-04	-24	-13	01-02	-19	-13	-16	-23	-25	-27	-20	-15	-19	-19	-16	-35	
	LV	-59	01-93	-22	6	09-06	1	-5	-7	-11	-29	-26	-22	-29	-33	-35	-40	-41	
	LT	-41	05-01	-5	21	06-07	21	19	19	15	4	-5	-5	-7	-6	-11	-19	-22	
	LU	-35	06-03	-20	-4	01-02	-4	-6	-6	-9	-5	-8	-12	-14	-16	-15	-17	-22	
	HU	-71	04-95	-34	6	09-02	-50	-52	-50	-54	-54	-57	-51	-51	-50	-56	-60	-59	
	MT	-45	05-05	-25	2	03-08	-14	-14	-14	-14	-15	-8	-8	-4	1	2	-4	-11	
	NL	-73	03-03	-11	45	03-00	22	18	20	8	4	-1	0	-2	-12	-13	-17	-26	
AT	-50	02-97	-19	22	08-07	16	20	22	19	13	14	10	6	-4	-2	-8	-9		
PL	-55	09-01	-25	15	04-08	4	5	2	7	4	9	9	9	9	12	15	14		
PT	-60	03-03	-28	13	10-91	-38	-40	-41	-45	-44	-45	-48	-50	-54	-56	-54	-60		
RO	-30	07-02	-16	-3	07-07	-9	-3	-4	-9	-10	-10	-9	-18	-21	-20	-13	:		
SI	-39	09-98	-26	-5	12-06	-10	-6	-13	-14	-19	-23	-22	-28	-28	-26	-27	-36		
SK	-69	10-99	-30	17	04-07	13	15	10	9	4	-2	-2	0	-1	2	0	-3		
FI	-65	01-92	-3	30	08-98	13	13	12	7	8	6	0	-2	-9	-6	-5	-11		
SE	-25	04-03	-3	25	03-00	18	17	16	13	13	13	7	0	-6	-3	-7	-9		
UK	-67	11-92	-26	5	10-97	-26	-27	-22	-24	-27	-28	-32	-34	-36	-39	-50	-58		
SAVINGS AT PRESENT ^(b)	EU	:	:	:	:	:	:	:	:	:	:	:	:	:	:	:	:		
	EA	:	:	:	:	:	:	:	:	:	:	:	:	:	:	:	:		
	BE	-45	12-03	34	70	02-01	-9	-7	-5	-10	-12	-19	-24	-33	-31	-35	-39	-35	
	BG	-77	07-03	-67	-54	06-07	-54	-58	-63	-61	-66	-64	-62	-59	-60	-61	-62	-61	
	CZ	-35	01-03	-13	15	03-01	2	-3	3	-4	-2	-1	-11	-12	-10	-11	-11	-11	
	DK	51	01-90	67	82	08-07	78	82	82	76	78	75	77	82	77	76	81	80	
	DE	29	11-92	45	61	09-02	49	50	49	50	49	50	50	51	49	50	50	49	
	EE	-58	09-96	-33	-2	02-07	-5	-9	-7	-13	-14	-12	-14	-20	-25	-18	-19	-18	
	IE	-2	03-93	23	56	12-01	36	37	45	50	42	38	31	32	34	40	31	:	
	EL	-70	10-05	-48	-18	01-00	-60	-58	-60	-60	-55	-60	-59	-63	-62	-63	-62	-49	
	ES	-38	05-08	20	59	08-96	-27	-23	-29	-25	-30	-31	-37	-38	-35	-35	-36	-38	
	FR	2	12-05	39	61	06-95	24	26	27	27	24	20	21	22	20	19	20	18	
	IT	26	06-04	47	73	05-08	70	65	64	65	66	68	65	59	67	64	64	73	
	CY	-36	07-04	-13	10	06-01	-8	-5	-4	-5	-11	-9	-1	-11	-4	-8	5	-4	
	LV	-78	12-95	-56	-27	09-01	-47	-50	-51	-49	-45	-55	-53	-54	-55	-56	-58	-55	
	LT	-49	10-05	-39	-27	05-02	-30	-35	-32	-33	-39	-40	-41	-43	-40	-42	-46	-45	
	LU	45	04-03	57	69	08-07	63	62	69	68	63	68	64	66	66	62	69	67	
	HU	-83	11-95	-64	-28	12-00	-67	-67	-65	-66	-69	-70	-67	-68	-71	-70	-73	-69	
	MT	-56	08-05	-43	-24	01-03	-43	-44	-38	-39	-40	-43	-37	-34	-33	-33	-39	-42	
	NL	47	06-91	61	70	09-96	66	67	69	64	67	62	62	67	68	68	66	66	
AT	17	12-96	45	65	11-07	61	63	63	61	62	65	61	64	64	63	64	61		
PL	-49	09-01	-31	-12	07-07	-17	-12	-14	-15	-15	-14	-15	-18	-16	-19	-14	-14		
PT	-77	05-08	-43	-13	01-92	-61	-62	-66	-68	-73	-73	-74	-73	-77	-77	-72	-77		
RO	-62	06-02	-48	-24	06-01	-47	-40	-42	-41	-43	-48	-43	-46	-50	-46	-42	:		
SI	-25	09-97	-9	19	12-06	9	15	3	6	0	-2	-6	-6	-5	-3	-11	-16		
SK	-55	10-04	-45	-29	06-07	-29	-32	-35	-36	-37	-39	-35	-36	-39	-36	-38	-36		
FI	-23	04-94	7	37	11-07	32	35	37	35	34	37	36	34	33	32	32	30		
SE	-9	09-01	8	26	08-07	22	26	26	21	21	23	22	22	15	15	17	19		
UK	-16	03-03	14	41	08-07	32	39	41	37	37	34	35	29	27	24	29	23		
MAJOR PURCHASES OVER NEXT 12 MONTHS	EU	-21	05-08	-15	-9	03-00	-16	-16	-16	-16	-18	-17	-17	-18	-19	-20	-21		
	EA	-21	07-93	-17	-12	03-00	-17	-16	-17	-17	-16	-18	-18	-18	-18	-19	-20		
	BE	-29	10-96	-15	-6	10-03	-10	-11	-10	-11	-11	-14	-11	-14	-15	-15	-17		
	BG	-47	04-03	-31	-15	02-08	-17	-19	-20	-19	-17	-20	-18	-15	-15	-15	-15		
	CZ	-36	01-01	-21	0	05-07	-8	-10	-3	-4	-3	-7	-11	-8	-13	-6	-13		
	DK	-14	01-93	-6	4	03-06	3	1	-1	-1	-3	-3	-1	-4	-3	-2	-7		
	DE	-39	02-03	-26	-14	01-90	-25	-25	-24	-26	-23	-27	-26	-26	-27	-27	-27		
	EE	-64	10-92	-22	0	09-06	-8	-12	-12	-9	-12	-17	-15	-20	-19	-18	-15		
	IE	-20	05-93	-9	2	12-00	-9	-14	-5	-12	-8	-10	-13	-15	-11	-14	-15		
	EL	-60	10-05	-25	5	06-03	-42	-38	-46	-33	-32	-35	-36	-13	-36	-29	-33		
	ES	-48	11-93	-24	-7	11-00	-25	-23	-26	-22	-26	-28	-30	-36	-30	-35	-34		
	FR	-8	05-08	-1	1	09-99	-5	-4	-4	-4	-5	-4	-4	-6	-6	-6	-6		
	IT	-23	10-92	-17	-8	12-06	-14	-14	-18	-16	-17	-17	-16	-14	-14	-14	-13		
	CY	-5	04-06	11	40	03-03	14	17	17	25	26	22	15	15	10	18	14		
	LV	-84	03-96	-32	23	06-06	11	9	7	11	7	3	5	0	2	1	-5		
	LT	-18	12-02	-4	17	03-08	6	6	11	12	11	11	11	13	14	17	16		
	LU	-23	11-07	-14	-6	01-02	-11	-17	-13	-8	-11	-23	-15	-15	-13	-22	-22		
	HU	-69	06-95	-38	-8	08-02	-44	-45	-44	-48	-52	-51	-45	-48	-48	-47	-51		
	MT	-22	02-07	-10	0	05-08	-7	-5	-5	-5	-6	-3	-1	-5	-8	-3	-8		
	NL	-25	03-03	-13	-4	11-98	-13	-13	-11	-12	-9	-10	-12	-					

TABLE 4 (continued) : Consumer opinion on economic and financial conditions (s.a.)^{(a) (d)}

		Since 01/1990						2007						2008				
		Min.		Ave.	Max.		June	July	Aug.	Sep.	Oct.	Nov.	Dec.	Jan.	Feb.	Mar.	Apr.	May
		Value	Date		Value	Date												
MAJOR PURCHASES AT PRESENT	EU	-26	05-08	-10	6	01-00	-8	-10	-10	-11	-13	-16	-17	-19	-20	-21	-21	-26
	EA	-29	05-08	-15	5	03-99	-13	-13	-15	-16	-18	-23	-23	-22	-23	-25	-23	-29
	BE	-40	06-97	-1	26	09-07	21	21	19	26	20	14	13	13	12	10	9	2
	BG	-65	06-02	-43	-17	10-06	-22	-22	-30	-30	-32	-31	-30	-23	-27	-18	-22	-24
	CZ	-33	05-95	4	34	07-03	21	24	23	25	19	21	14	10	13	16	9	10
	DK	-27	01-93	-7	10	09-97	-5	-9	-18	-11	-14	-11	-7	-20	-13	-15	-17	-17
	DE	-31	11-02	-10	32	11-06	-2	-4	-7	-11	-14	-19	-15	-10	-9	-9	-8	-16
	EE	0	04-01	18	49	05-06	39	33	37	38	30	30	21	28	9	17	15	1
	IE	-22	04-92	13	40	09-97	6	2	7	6	7	5	4	-3	-4	-1	-7	.
	EL	-68	10-05	-37	-10	01-01	-44	-46	-38	-42	-30	-41	-40	-37	-44	-49	-45	-45
	ES	-64	06-93	-20	26	11-99	-34	-34	-35	-35	-35	-38	-39	-40	-46	-47	-43	-48
	FR	-39	12-95	-14	14	07-00	-8	-5	-6	-8	-8	-18	-23	-26	-26	-28	-28	-32
	IT	-64	11-96	-35	-2	05-90	-42	-41	-43	-42	-46	-46	-46	-43	-44	-47	-44	-51
	CY	-20	10-01	1	24	11-04	13	6	10	8	-3	-5	-2	-5	-3	-4	2	-14
	LV	-81	06-96	-32	22	12-06	16	13	10	11	5	-3	3	-8	-6	-5	-14	-13
	LT	-11	05-01	26	50	02-06	38	37	37	35	36	30	28	30	24	28	23	25
	LU	-18	06-04	-8	0	08-07	-10	-3	0	-7	-7	-11	-14	-6	-9	-10	-11	-14
	HU	-87	06-96	-52	-7	03-06	-36	-40	-38	-39	-45	-43	-39	-45	-47	-46	-51	-47
	MT	-13	07-05	9	36	09-03	11	7	14	20	15	19	21	17	22	17	19	9
	NL	-39	04-03	5	54	02-00	17	16	14	12	6	5	7	7	3	-2	1	-3
AT	-14	07-02	6	29	08-99	12	13	13	11	11	3	0	0	-1	-5	-6	-8	
PL	-27	11-01	-4	14	05-07	8	14	4	9	2	6	11	11	13	4	10	13	
PT	-71	01-08	-37	-2	01-92	-62	-61	-63	-66	-69	-67	-68	-71	-70	-69	-64	-68	
RO	-54	06-02	-27	5	06-01	-27	-24	-22	-24	-20	-27	-27	-25	-29	-30	-25	.	
SI	-50	04-97	-19	18	08-06	-12	3	-2	-13	-16	-19	-27	-19	-22	-27	-27	-27	
SK	-25	02-04	-8	11	05-08	1	6	7	-1	4	1	-2	5	8	9	9	11	
FI	-27	04-90	17	39	08-03	17	18	18	16	14	15	21	24	21	23	23	12	
SE	2	11-95	19	36	08-05	23	24	19	21	18	20	17	17	13	13	11	12	
UK	-30	05-08	7	28	11-02	7	-4	3	-2	-2	-2	-7	-18	-19	-19	-23	-30	
PRICE TRENDS OVER NEXT 12 MONTHS	EU	7	06-03	23	49	09-90	20	20	27	27	26	29	29	31	30	29	30	31
	EA	3	04-04	23	51	01-91	19	19	26	28	26	28	28	28	28	26	28	28
	BE	-4	09-02	20	46	10-01	27	26	38	29	34	37	29	30	28	21	17	21
	BG	-3	07-01	35	54	12-06	41	47	53	50	49	49	48	47	48	54	54	54
	CZ	11	05-05	43	72	03-98	38	45	50	48	45	57	59	45	42	39	32	37
	DK	-29	08-93	-8	28	08-02	3	9	7	18	17	17	21	27	15	21	18	23
	DE	5	12-04	32	58	03-91	19	17	36	34	32	30	27	31	32	35	34	36
	EE	23	04-93	48	88	05-04	52	53	56	63	66	53	57	61	49	37	41	37
	IE	6	01-94	23	42	10-00	20	23	14	9	14	28	32	27	24	25	31	.
	EL	0	03-04	38	60	05-90	39	41	38	29	33	47	47	52	46	45	45	59
	ES	-4	11-98	16	36	01-02	29	25	25	29	24	24	27	24	17	18	19	27
	FR	-13	08-97	12	54	01-91	16	20	26	32	30	36	28	35	27	16	21	20
	IT	-23	12-04	18	62	02-91	4	4	7	17	11	13	19	11	13	16	12	7
	CY	10	09-06	40	68	10-02	45	33	41	43	38	42	34	36	28	29	17	47
	LV	16	03-00	36	70	03-04	56	56	62	67	48	65	60	59	51	50	48	49
	LT	14	02-03	49	74	05-04	59	60	61	65	71	60	55	57	53	54	55	58
	LU	2	06-03	19	44	08-07	30	26	44	36	34	36	37	37	27	34	33	36
	HU	31	02-06	52	76	01-07	58	58	62	64	66	68	64	63	63	67	66	69
	MT	5	09-03	26	50	05-08	34	34	32	33	32	26	27	25	24	36	41	50
	NL	-28	12-02	25	60	01-91	31	24	33	45	43	44	42	47	44	44	42	49
AT	-19	12-95	18	44	08-07	39	38	44	37	38	41	43	40	36	33	32	37	
PL	8	04-05	30	55	04-04	28	27	28	26	31	33	33	36	39	39	43	41	
PT	-9	08-97	33	56	03-03	28	30	31	34	37	41	43	48	47	50	42	55	
RO	30	02-07	50	63	02-08	34	37	49	43	52	51	51	63	63	57	57	.	
SI	16	01-05	41	62	04-00	16	25	32	39	33	30	24	43	37	26	22	31	
SK	7	01-07	46	78	11-02	22	29	31	39	43	54	52	55	60	63	65	69	
FI	-21	12-95	15	50	01-08	28	31	33	39	48	45	46	50	43	43	43	45	
SE	-14	03-05	16	47	10-07	33	44	40	44	47	40	44	44	44	45	41	41	
UK	5	03-05	25	57	09-90	17	19	21	20	21	22	24	28	28	29	32	33	
PRICE TRENDS OVER LAST 12 MONTHS	EU	-4	03-99	24	63	05-08	29	29	32	35	40	45	48	51	52	57	57	63
	EA	-4	01-99	30	70	05-08	36	36	41	45	50	55	59	60	61	66	65	70
	BE	-1	06-98	38	84	05-08	55	59	60	60	62	71	75	78	78	82	83	84
	BG	6	06-01	45	86	05-08	55	61	73	76	78	78	79	79	80	81	83	86
	CZ	-33	08-03	18	63	03-98	-9	-6	-2	-8	1	4	7	11	16	20	17	25
	DK	-51	09-93	-23	38	05-08	-19	-19	-19	-17	-11	-8	1	16	22	29	31	38
	DE	-3	03-99	32	74	08-02	34	33	47	50	57	62	65	64	62	67	63	73
	EE	-1	04-03	37	88	04-08	52	57	57	59	71	69	77	84	81	84	88	83
	IE	-3	07-97	31	66	12-02	32	35	28	25	27	36	42	40	40	41	46	.
	EL	5	06-99	45	85	01-08	73	72	69	63	64	74	78	85	78	77	77	81
	ES	-5	06-97	33	65	03-03	48	43	45	49	49	56	58	57	53	55	59	61
	FR	-23	01-99	19	82	05-08	41	43	47	50	55	63	68	67	70	79	77	82
	IT	0	05-97	36	70	11-03	31	31	30	37	44	45	48	54	58	67	68	67
	CY	20	08-01	41	63	02-04	41	30	38	33	44	50	46	42	48	51	41	58
	LV	-31	09-96	32	81	04-08	63	60	69	71	71	78	78	77	78	80	81	77
	LT	-17	10-03	23	70	05-08	44	45	47	52	59	58	59	65	64	68	70	70
	LU	21	01-02	42	69	05-08	43	45	43	46	46	59	56	57	57	67	63	69
	HU	6	04-06	40	71	06-95	46	45	45	48	49	51	46	49	46	49	48	49
	MT	15	06-04	42	67	06-06	45	40	42	47	53	46	51	41	34	34	48	56
	NL	-3	04-90	27	89	12-02	17	14	11	16	24							

TABLE 5: Monthly survey of retail trade (s.a.) ^{(a) (b) (d)}

		Since 01/1990			2007								2008					
		Min.		Ave.	Max.		June	July	Aug.	Sep.	Oct.	Nov.	Dec.	Jan.	Feb.	Mar.	Apr.	May
		Value	Date		Value	Date												
RETAIL TRADE	EU	-21	09-92	-5	6	08-07	5	5	6	1	2	4	2	-3	1	1	-6	-3
CONFIDENCE INDICATOR	EA	-21	02-93	-7	7	08-90	2	3	4	-3	-2	2	1	-3	1	1	-5	-1
	BE	-25	05-93	-5	13	04-90	5	2	3	-5	2	2	-6	-7	-12	-6	-12	-11
	BG	5	11-00	19	32	06-00	22	20	21	20	23	23	26	26	27	23	22	21
	CZ	-1	02-99	15	28	02-08	23	22	27	27	26	27	26	27	28	26	27	26
	DK	-6	10-01	18	37	11-94	20	21	17	17	15	16	14	12	11	13	6	7
	DE	-41	01-03	-16	19	12-90	-10	-8	-10	-17	-14	-13	-18	-22	-11	-10	-18	-12
	EE	-4	04-08	21	36	04-07	30	25	27	26	18	22	22	17	7	7	4	-3
	IE	-21	05-03	1	24	06-00	-4	-1	-7	-4	-4	-11	-11	-20	-7	-10	-20	:
	EL	-24	06-95	6	39	07-07	34	39	38	36	34	33	34	31	33	28	31	27
	ES	-36	02-93	-7	10	06-00	-9	-15	-8	-18	-14	-16	-17	-13	-23	-26	-34	-23
	FR	-37	04-97	-13	9	12-07	5	8	4	1	-2	6	9	4	3	1	-1	1
	IT	-19	09-96	10	39	09-95	19	20	27	15	18	30	29	20	31	31	25	23
	CY	-16	04-03	0	17	05-07	9	12	17	10	9	10	7	8	13	7	14	8
	LV	1	10-96	11	23	03-07	19	18	16	19	16	16	11	9	8	5	1	3
	LT	-25	09-00	2	42	01-07	25	35	27	29	32	37	26	27	24	20	15	21
	HU	-28	05-05	-9	9	11-97	-13	-14	-15	-18	-18	-21	-19	-23	-20	-16	-23	-19
	NL	-16	12-03	12	30	10-99	:	:	:	:	:	:	:	:	:	:	:	:
	AT	-29	03-03	-11	4	07-00	-2	2	2	-3	-3	-1	-4	-5	-5	-4	-10	-12
	PL	-16	03-03	-3	8	10-07	7	7	7	7	8	8	7	7	6	8	5	5
	PT	-27	01-03	-8	4	01-99	-10	-15	-11	-11	-12	-9	-7	-9	-12	-9	-15	-11
	RO	1	06-99	16	36	12-97	20	19	19	22	20	22	21	21	23	22	24	22
	SI	3	01-01	15	37	09-07	25	25	26	37	29	34	33	25	28	33	28	30
	SK	-17	10-93	10	34	11-98	18	17	23	26	20	19	19	26	23	30	22	22
	FI	-17	11-00	0	27	08-07	22	20	27	25	18	18	17	15	15	16	14	16
	SE	-8	09-01	10	36	07-06	26	25	27	24	22	24	19	19	15	15	14	10
	UK	-32	11-05	-4	20	06-04	9	6	8	7	7	4	0	-10	-2	-1	-17	-14
	PRESENT BUSINESS SITUATION	EU	-25	09-92	-5	18	04-90	11	12	15	8	9	11	9	-1	7	9	-3
Component of the retail confidence indicator	EA	-29	12-94	-7	20	06-90	4	9	10	2	3	7	4	-2	5	5	-4	3
	BE	-41	10-95	-5	29	06-00	10	8	8	-5	3	5	-10	-7	-15	5	-14	-3
	BG	-3	09-96	22	54	11-97	25	24	26	26	26	22	31	33	37	32	30	29
	CZ	0	11-98	32	64	11-07	54	54	56	59	62	64	59	56	59	56	58	49
	DK	-1	08-01	30	57	11-94	31	37	30	33	28	26	23	23	22	27	9	16
	DE	-54	12-02	-17	46	11-90	-10	-4	-3	-14	-9	-13	-20	-25	-2	-3	-20	-7
	EE	3	04-08	42	73	04-07	58	52	45	48	36	44	46	33	22	26	3	9
	IE	-30	05-03	3	37	06-98	2	0	-18	-6	-5	-15	-12	-18	-8	-9	-25	:
	EL	-50	04-95	1	65	09-07	56	61	64	65	57	53	56	49	56	52	50	39
	ES	-72	07-93	-29	4	06-00	-31	-32	-31	-45	-38	-35	-40	-36	-48	-50	-57	-53
	FR	-50	03-93	-11	26	12-07	9	19	16	13	5	20	26	19	13	11	7	8
	IT	-42	01-95	17	73	01-93	32	37	43	31	36	42	38	22	36	40	38	40
	CY	-48	04-03	-22	21	04-07	-2	-6	3	3	-4	-9	-16	-10	-11	-7	-14	5
	LV	-18	07-96	9	37	03-07	28	27	19	25	19	21	16	12	9	5	-4	1
	LT	-37	03-00	-2	75	01-07	51	61	29	35	61	68	44	45	39	31	24	24
	HU	-41	03-05	-8	16	03-98	-6	-10	-16	-22	-19	-25	-23	-30	-22	-14	-25	-22
	NL	-27	12-03	28	57	06-99	:	:	:	:	:	:	:	:	:	:	:	:
	AT	-36	04-03	-9	18	05-07	7	12	15	6	4	9	6	2	4	6	7	-13
	PL	-32	10-01	-7	19	11-07	15	14	16	19	19	19	17	16	14	18	13	12
	PT	-46	01-03	-22	3	07-99	-30	-30	-25	-28	-31	-27	-25	-27	-31	-30	-31	-31
	RO	-1	02-03	27	58	09-97	27	25	24	29	24	28	31	26	33	37	41	33
	SI	2	04-02	23	58	12-07	41	41	40	58	42	57	58	35	40	55	51	53
	SK	-35	06-95	14	58	11-98	34	25	27	34	34	28	32	37	37	51	40	36
	FI	-15	11-00	14	51	09-07	44	42	51	51	37	44	44	40	32	35	27	36
	SE	-21	10-96	16	65	07-06	44	42	43	40	38	40	38	35	30	28	25	16
	UK	-57	09-92	-4	42	06-04	23	13	23	16	17	15	16	-10	7	16	-8	-4
	VOLUME OF STOCKS	EU	21	09-92	15	11	06-07	11	13	13	15	15	15	16	16	16	18	16
Component of the retail confidence indicator	EA	23	09-96	15	7	01-91	12	14	14	15	16	16	17	18	16	15	18	14
	BE	32	03-92	13	-5	09-90	8	10	13	14	8	6	12	14	15	21	21	26
	BG	12	11-00	-15	-55	03-97	1	0	0	1	-1	2	3	1	0	0	1	2
	CZ	27	05-95	10	0	03-00	14	13	10	12	15	14	12	10	8	11	11	10
	DK	32	04-00	18	-1	04-98	22	17	18	20	23	23	19	20	26	22	24	23
	DE	40	01-03	24	3	01-91	23	19	25	26	27	24	28	31	27	25	29	25
	EE	27	05-08	10	0	09-06	9	7	10	7	14	12	11	13	17	21	25	27
	IE	25	08-98	10	-5	06-00	9	7	6	8	7	5	6	10	6	7	17	:
	EL	41	12-93	14	-7	11-02	17	14	17	14	16	23	19	22	24	16	13	8
	ES	25	06-06	5	-8	02-96	2	13	2	8	5	8	8	6	10	12	14	8
	FR	21	09-98	11	-3	10-93	11	12	13	13	16	11	12	15	14	10	14	3
	IT	43	09-96	8	-8	09-99	-1	9	1	5	10	14	11	7	5	3	8	9
	CY	17	05-08	-5	-16	04-05	0	2	-3	0	-2	-5	3	9	3	-9	-10	17
	LV	8	12-02	-2	-18	07-96	3	2	3	5	3	2	4	5	4	3	3	3
	LT	13	10-96	-1	-21	12-99	-1	3	1	0	-2	0	1	-1	1	1	2	2
	HU	33	01-99	22	4	02-96	18	24	19	18	23	20	18	20	17	19	17	14
	NL	19	06-05	12	5	07-97	:	:	:	:	:	:	:	:	:	:	:	:
	AT	36	01-96	24	-2	01-00	19	20	21	23	23	21	21	23	27	21	26	23
	PL	8	12-07	-3	-18	12-93	6	6	6	7	6	7	8	4	7	6	7	6
	PT	25	06-90	9	-3	12-03	12	13	12	4	6	4	5	4	6	6	18	8
	RO	55	10-95	4	-20	12-94	-4	2	2	3	2	3	2	3	2	4	4	3
	SI	33	01-99	12	-4	03-08	0	2	3	2	2	0	-1	-3	-1	-4	-1	2
	SK	26	02-95	9	-8	06-06	10	4	7	8	5	3	2	1	7	2	6	6
	FI	40	08-00	27	14	03-07	19	17	15	20	17	21	26	18	17	18	15	21
	SE	44	02-98	29	13	03-07	19	19	15	19	20	22	2					

TABLE 5 (continued): Monthly survey of retail trade (s.a.)^{(a) (b) (d)}

		Since 01/1990			2007								2008					
		Min.		Ave.	Max.		June	July	Aug.	Sep.	Oct.	Nov.	Dec.	Jan.	Feb.	Mar.	Apr.	May
		Value	Date	Value	Date													
EXPECTED BUSINESS SITUATION	EU	-18	10-92	4	18	04-07	15	16	16	11	12	16	13	8	13	10	2	4
	EA	-25	02-93	1	17	06-06	14	14	14	5	9	15	15	10	14	11	6	7
Component of the retail confidence indicator	BE	-23	04-03	3	22	04-98	13	7	13	4	12	6	4	-1	-6	0	-2	-4
	BG	-33	02-97	19	58	01-07	43	35	37	34	42	49	50	45	45	36	37	35
	CZ	2	09-00	24	46	02-02	28	24	34	33	32	29	32	33	32	34	34	37
	DK	8	10-01	41	71	07-94	50	43	40	40	40	44	39	34	37	34	33	28
	DE	-34	11-02	-7	26	12-90	1	-2	-3	-11	-6	-1	-8	-8	-3	-1	-6	-4
	EE	1	04-03	30	64	01-03	42	30	45	37	32	33	31	30	18	16	12	11
	IE	-31	07-03	9	44	11-97	-7	4	2	2	0	-11	-16	-31	-7	-13	-19	:
	EL	-4	05-95	30	71	07-07	63	71	67	57	62	67	65	65	67	50	55	50
	ES	-34	02-93	13	34	04-91	6	2	11	-1	0	-3	-4	2	-12	-17	-30	-7
	FR	-64	02-93	-18	19	10-04	18	17	10	4	7	7	13	10	8	3	4	-3
	IT	-20	02-93	21	64	02-08	25	33	38	20	28	60	60	45	64	57	46	37
	CY	-20	06-02	16	52	02-08	29	44	44	26	28	34	41	44	52	19	45	38
	LV	2	01-04	21	37	02-07	32	28	33	35	30	30	22	19	18	13	10	10
	LT	-35	09-00	6	62	11-06	23	47	52	51	33	42	35	35	33	31	22	40
	HU	-27	08-06	2	39	02-98	-16	-7	-10	-15	-12	-18	-16	-21	-21	-15	-27	-21
	NL	-5	12-03	19	41	10-99	:	:	:	:	:	:	:	:	:	:	:	:
	AT	-24	03-03	-1	15	07-00	7	13	12	8	10	8	3	6	9	4	3	1
	PL	-29	01-02	-5	12	12-07	11	11	11	8	12	10	12	8	12	12	9	9
	PT	-26	01-03	6	39	01-90	12	-2	3	1	0	4	9	4	0	9	3	6
	RO	-37	10-94	26	74	11-95	29	35	34	38	39	40	34	39	37	32	36	37
SI	15	02-03	33	55	09-07	36	37	41	55	45	46	40	38	43	41	31	38	
SK	-14	11-94	25	60	12-96	30	28	48	50	30	30	26	42	38	40	32	37	
FI	-4	04-03	14	44	09-07	41	36	44	44	35	30	31	22	30	31	29	34	
SE	19	10-01	44	67	04-00	53	51	54	51	47	54	46	52	43	47	45	41	
UK	-29	11-05	10	40	01-97	10	16	17	21	17	11	-2	-8	4	-1	-22	-16	
INTENTIONS OF PLACING ORDERS	EU	-12	02-93	-1	13	02-90	7	7	6	4	4	7	5	2	3	5	-6	-3
	EA	-19	09-02	-3	15	02-90	3	3	3	-1	-1	4	6	2	0	5	-5	0
	BE	-27	05-93	-5	15	03-90	2	3	8	9	8	5	3	0	-4	3	-2	-5
	BG	-39	02-97	14	51	01-07	36	33	32	27	29	44	43	41	41	38	35	37
	CZ	-34	02-96	27	56	02-95	20	13	11	17	9	8	11	18	20	22	22	27
	DK	-12	10-01	19	58	07-94	28	22	16	13	17	21	15	12	13	11	8	5
	DE	-42	08-02	-14	24	01-91	-12	-12	-10	-17	-20	-8	-12	-10	-13	-5	-9	-9
	EE	-4	03-03	21	37	08-07	31	21	37	31	23	23	21	10	8	3	-3	6
	IE	-43	05-03	-6	27	08-00	-11	1	-2	-5	-15	-22	-18	-30	-17	-17	-27	:
	EL	-23	04-93	14	47	07-07	46	47	41	37	41	43	38	33	42	32	31	34
	ES	-32	04-08	3	21	01-90	-5	-10	-3	-15	-12	-13	-10	-5	-18	-20	-32	-17
	FR	-37	12-92	-12	11	10-99	11	7	3	1	1	4	4	-2	0	4	4	-2
	IT	-25	09-97	23	69	03-92	18	22	20	25	27	35	47	34	33	42	18	26
	CY	-51	06-02	-3	32	03-07	2	29	15	8	3	-1	3	13	15	7	9	2
	LV	-4	10-96	11	30	02-07	23	23	24	23	22	23	19	12	7	4	1	2
	LT	-23	01-03	10	56	12-06	23	14	23	48	37	29	10	7	10	12	3	10
	HU	-32	08-06	-5	23	05-98	-18	-11	-18	-20	-23	-22	-17	-24	-23	-20	-28	-27
	NL	-22	09-03	3	25	08-99	:	:	:	:	:	:	:	:	:	:	:	:
	AT	-42	03-99	-28	-10	08-07	-12	-15	-10	-15	-16	-12	-11	-12	-19	-16	-22	-23
	PL	-27	01-02	-4	10	12-07	10	10	10	7	8	9	10	7	9	9	8	9
PT	-41	01-03	-13	12	11-98	-3	-11	-5	-7	-9	-5	-4	-6	-10	-6	-18	-11	
RO	-12	07-95	20	81	03-97	26	26	28	27	25	27	26	28	28	25	22	24	
SI	-2	10-01	17	32	08-06	26	25	22	22	23	29	29	25	25	28	22	19	
SK	-19	03-96	36	78	01-02	33	44	58	54	42	43	38	43	34	39	30	27	
FI	-20	07-03	-1	26	06-07	26	20	24	24	13	14	9	10	13	12	7	7	
SE	-17	10-01	17	52	03-00	34	31	33	30	32	34	24	25	20	24	25	15	
UK	-37	03-91	3	34	08-96	9	16	12	13	14	11	-4	-6	8	-3	-21	-19	
EMPLOYMENT EXPECTATIONS	EU	-14	11-92	-1	9	07-00	3	3	5	1	3	7	4	5	5	4	3	1
	EA	-11	01-97	-1	11	10-06	5	6	9	3	4	10	8	10	9	8	5	4
	BE	-13	12-92	4	16	01-07	16	16	14	11	10	12	16	15	7	13	11	8
	BG	-21	10-00	1	19	09-06	8	9	8	9	9	8	8	10	7	6	6	6
	CZ	-37	01-95	4	28	09-07	12	18	13	28	14	23	20	26	27	23	19	22
	DK	-8	05-01	9	28	05-00	7	6	10	10	12	11	11	9	11	11	8	3
	DE	-37	01-03	-11	9	03-91	-2	-2	1	-8	-8	1	-6	-10	-7	-3	-7	0
	EE	-10	05-02	8	25	04-07	24	19	17	18	15	16	9	8	3	1	0	-5
	IE	-17	05-03	0	22	03-98	-1	-2	-4	0	-2	-4	-7	-5	-8	-5	-13	:
	EL	-12	07-05	27	62	03-98	20	40	41	19	33	33	35	52	45	46	44	40
	ES	-19	09-93	1	8	12-98	1	4	2	-1	0	0	1	-1	-1	-2	-1	-7
	FR	-14	06-91	-2	12	10-00	1	2	3	4	-1	5	4	3	4	-1	1	-3
	IT	-34	01-97	14	57	01-08	20	25	32	18	30	40	37	57	49	40	29	24
	CY	-5	07-02	1	12	05-08	6	5	7	2	7	7	6	4	4	2	-2	12
	LV	-23	04-96	3	25	03-07	22	21	20	19	17	15	11	8	6	6	2	0
	LT	-48	07-95	2	74	11-06	46	43	53	62	60	65	48	63	53	50	41	34
	HU	-48	09-06	-10	5	11-03	-4	-13	-11	-5	-13	-16	-19	-13	-16	-7	-12	-12
	NL	-6	08-05	2	13	06-99	:	:	:	:	:	:	:	:	:	:	:	:
	AT	-18	03-96	-6	3	07-99	-3	-2	-1	-2	-2	-2	-2	1	2	-1	0	-2
	PL	-25	01-02	-9	5	02-08	4	4	4	4	3	4	5	3	5	4	3	3
PT	-23	05-03	-5	13	09-97	-3	-12	-3	-5	-3	-3	-6	-4	-7	-5	-8	0	
RO	-32	10-94	-1	64	12-98	9	12	12	8	11	10	10	13	11	9	11	13	
SI	-46	02-99	-4	31	12-07	20	20	21	18	19	26	31	15	18	21	15	16	
SK	-71	12-93	-4	31	09-02	16	8	18	22	16	15	25	24	29	27	26	27	
FI	-16	07-03	-1	18	01-07	3	1	9	13	9	5	6	-2	6	11	7	1	
SE	-34	10-96	-1	23	06-00	13	13	12	13	15	17	15	12	6	1			

TABLE 6: Monthly survey of construction industry (s.a.)^{(a)(b)}

		Since 01/1985						2007						2008				
		Min.		Ave.	Max.		June	July	Aug.	Sep.	Oct.	Nov.	Dec.	Jan.	Feb.	Mar.	Apr.	May
		Value	Date		Value	Date												
CONSTRUCTION	EU	-42	10-93	-17	3	09-06	1	0	0	1	0	-1	-3	-4	-7	-9	-11	-12
CONFIDENCE	EA	-44	10-93	-16	5	03-90	1	0	-1	0	-2	-4	-5	-6	-7	-9	-12	-10
INDICATOR	BE	-35	11-95	-10	10	02-00	1	-1	0	-1	0	3	2	1	4	0	-3	-4
	BG	-56	03-93	-23	6	03-08	-1	-1	5	5	4	6	6	4	3	6	3	-4
	CZ	-64	06-99	-15	5	03-08	-3	-2	-4	-4	-5	1	4	4	2	5	3	3
	DK	-37	12-91	-5	25	11-06	6	6	6	7	7	3	4	0	-1	-4	-6	-11
	DE	-55	12-02	-33	2	02-90	-27	-25	-25	-25	-24	-23	-23	-22	-23	-25	-29	-25
	EE	-46	12-99	7	49	05-06	22	17	12	6	5	2	-5	-3	-2	-12	-19	-36
	IE	-69	04-08	7	58	06-97	-9	-24	-12	-35	-36	-24	-26	-26	-29	-46	-69	:
	EL	-53	03-05	-12	33	04-00	-3	-11	-11	-20	-19	-14	-16	-17	-7	-10	-1	-9
	ES	-57	10-92	-1	42	01-99	16	15	6	15	8	-6	-6	-6	-18	-20	-21	-14
	FR	-60	03-93	-12	34	10-00	22	21	22	22	20	20	21	14	17	17	13	9
	IT	-68	10-93	-12	21	05-90	-6	-9	-5	-4	-5	-6	-12	-12	-12	-10	-14	-9
	CY	-30	12-05	6	39	12-03	2	-1	8	16	9	-10	-5	19	4	-15	2	6
	LV	-64	07-93	-22	19	01-07	12	9	7	11	5	1	0	-6	-7	-14	-23	-28
	LT	-76	09-00	-32	13	01-07	3	2	1	6	-2	0	4	10	6	-4	-7	-19
	LU	-73	03-94	-26	24	03-90	-21	-21	-24	-21	-26	-28	-27	-25	-23	-23	-26	-23
	HU	-36	11-07	-11	11	09-98	-35	-33	-33	-29	-28	-36	-32	-34	-32	-30	-33	-32
	NL	-25	05-03	0	27	12-00	24	24	21	16	16	18	22	20	20	19	14	17
	AT	-60	04-96	-25	1	09-06	-13	-8	-15	-13	-12	-12	-14	-8	-8	-19	-16	-12
	PL	-66	02-02	-35	1	02-08	-4	-4	-4	-4	-5	-3	-1	-1	1	-3	-7	-7
	PT	-56	02-03	-28	-1	12-97	-33	-35	-35	-34	-37	-33	-35	-36	-35	-30	-39	-39
	RO	-60	09-99	-8	35	06-96	-4	-2	-6	-3	2	2	4	3	2	2	-1	-3
	SI	-33	06-02	0	24	03-07	22	20	18	15	16	12	18	13	12	16	12	11
	SK	-86	07-99	-24	18	03-97	-16	-9	2	-5	0	2	-3	-11	-4	0	-10	-8
	FI	-97	09-91	-12	48	06-98	27	27	16	21	17	14	13	20	14	11	16	7
	SE	-83	12-93	-28	48	08-07	46	43	48	41	45	42	35	22	23	25	12	12
	UK	-79	06-91	-18	6	11-07	-2	-3	2	1	3	6	-1	0	-9	-13	-13	-24
ORDER BOOKS	EU	-56	08-93	-26	-2	03-90	-6	-7	-9	-7	-8	-9	-11	-12	-13	-16	-18	-19
	EA	-55	08-93	-24	0	09-06	-5	-6	-9	-8	-9	-12	-11	-13	-13	-15	-18	-17
Component of the construction confidence indicator	BE	-48	02-96	-21	2	02-00	-7	-8	-10	-10	-8	-7	-7	-7	-6	-10	-12	-13
	BG	-74	10-00	-38	-12	09-07	-14	-14	-13	-12	-13	-15	-15	-16	-16	-13	-17	-18
	CZ	-72	06-99	-19	9	12-02	-12	-3	-10	-14	-16	-5	-4	-1	2	5	4	3
	DK	-49	12-91	-7	34	07-06	16	11	11	11	10	4	5	-2	-1	-2	-4	-9
	DE	-67	07-02	-44	-10	02-91	-42	-40	-39	-39	-41	-38	-38	-36	-37	-37	-40	-39
	EE	-67	12-99	2	59	04-06	24	10	8	-4	-7	-2	-7	-15	-9	-12	-27	-47
	IE	-65	04-08	2	68	06-97	-14	-26	-21	-43	-31	-42	-28	-16	-28	-37	-65	:
	EL	-77	06-95	-37	16	04-00	-16	-40	-36	-42	-39	-33	-35	-38	-22	-27	-21	-37
	ES	-64	08-93	3	54	11-05	25	20	5	20	10	-4	0	1	-17	-21	-18	-12
	FR	-74	09-93	-19	37	10-00	16	17	17	15	15	14	14	9	16	12	6	1
	IT	-84	02-94	-23	17	05-90	-10	-15	-10	-16	-13	-12	-17	-22	-16	-15	-18	-13
	CY	-37	05-06	-1	46	12-03	-10	-8	6	9	-3	-17	-20	-1	-5	-23	-1	3
	LV	-84	01-96	-43	8	01-07	2	-1	-6	-5	-11	-14	-14	-18	-20	-23	-30	-39
	LT	-96	09-00	-54	2	03-07	-9	-13	-12	-9	-18	-17	-13	-12	-16	-14	-17	-22
	LU	-73	08-93	-28	12	03-90	-23	-24	-31	-27	-31	-30	-32	-27	-24	-27	-31	-29
	HU	-54	11-07	-21	3	09-98	-50	-49	-48	-43	-44	-54	-47	-48	-41	-43	-47	-45
	NL	-30	09-93	-6	21	02-08	20	20	14	14	15	10	16	14	21	17	12	13
	AT	-65	04-96	-36	-6	09-06	-22	-20	-28	-24	-24	-25	-22	-23	-19	-29	-25	-22
	PL	-86	10-02	-60	-26	05-07	-27	-29	-30	-30	-31	-29	-28	-29	-26	-27	-31	-30
	PT	-79	05-94	-46	-9	12-97	-48	-53	-62	-54	-58	-59	-57	-55	-53	-38	-48	-60
	RO	-89	09-99	-13	64	03-98	-12	-10	-17	-14	-13	-16	-14	-11	-11	-6	-9	-11
	SI	-42	06-02	-7	27	03-07	18	16	16	13	8	7	16	7	2	4	1	2
	SK	-93	03-94	-40	-5	03-97	-24	-22	-12	-25	-21	-21	-25	-26	-23	-20	-25	-22
	FI	-99	12-93	-18	47	07-07	28	47	25	23	25	25	21	22	8	9	17	4
	SE	-97	05-97	-39	43	05-07	39	34	37	33	27	39	31	17	29	28	20	23
	UK	-87	06-91	-31	-1	11-07	-15	-13	-11	-5	-6	-1	-12	-12	-18	-24	-22	-30
EMPLOYMENT EXPECTATIONS	EU	-31	10-93	-8	11	01-07	8	7	10	9	8	7	5	4	0	-1	-5	-5
	EA	-35	10-93	-8	11	03-90	6	6	6	8	6	4	2	1	-2	-3	-6	-3
Component of the construction confidence indicator	BE	-24	11-95	1	19	02-90	9	6	10	8	8	13	11	8	13	10	6	4
	BG	-50	01-93	-8	32	07-05	12	12	23	23	21	27	27	24	22	26	23	11
	CZ	-57	06-99	-10	12	06-95	7	-1	2	6	6	7	11	9	3	5	2	2
	DK	-31	09-91	-4	42	03-98	-4	2	1	3	3	2	2	2	-1	-6	-9	-14
	DE	-50	12-96	-22	19	02-90	-11	-10	-10	-10	-7	-8	-7	-7	-9	-12	-17	-11
	EE	-45	03-99	12	68	01-97	20	25	17	16	17	7	-3	9	4	-11	-11	-26
	IE	-72	04-08	13	61	07-04	-4	-22	-3	-27	-41	-6	-23	-36	-29	-55	-72	:
	EL	-64	09-04	13	60	03-99	9	18	15	3	2	6	4	3	9	8	20	19
	ES	-66	03-93	-4	54	01-99	8	10	7	10	7	-7	-11	-14	-18	-19	-23	-15
	FR	-51	03-93	-5	31	10-00	28	25	27	28	25	27	27	19	18	22	20	17
	IT	-60	10-93	-2	31	06-04	-1	-2	0	8	3	1	-7	-2	-7	-5	-9	-5
	CY	-30	09-06	12	52	11-03	14	7	9	23	21	-2	9	39	13	-7	4	8
	LV	-45	07-93	-1	36	12-06	22	19	21	27	21	17	15	7	7	-6	-16	-17
	LT	-56	09-00	-11	37	03-03	15	16	15	21	14	17	21	32	28	5	4	-15
	LU	-77	02-94	-24	36	03-90	-18	-18	-16	-14	-21	-27	-22	-23	-23	-19	-21	-17
	HU	-22	02-08	-1	21	01-98	-21	-16	-19	-15	-12	-18	-17	-19	-22	-17	-20	-18
	NL	-26	05-03	5	36	12-00	28	27	28	19	16	26	28	2				

TABLE 6 (continued): Monthly survey of construction industry (s.a.)^{(a)(b)}

	Since 01/1985						2007						2008					
	Min.		Ave.		Max.		June	July	Aug.	Sep.	Oct.	Nov.	Dec.	Jan.	Feb.	Mar.	Apr.	May
	Value	Date	Value	Date	Value	Date												
TREND OF ACTIVITY COMPARED WITH PRECEDING MONTHS	EU	-30	12-92	-5	15	03-07	9	9	8	6	3	6	5	4	6	6	-4	-3
	EA	-35	11-93	-5	17	03-90	6	7	5	4	0	5	4	1	6	6	-5	-1
	BE	-37	03-91	-3	36	02-90	3	-2	0	-4	-6	11	-2	9	19	14	-25	0
	BG	-58	05-97	-9	51	12-05	19	16	9	19	17	17	22	20	19	23	20	20
	CZ	-34	06-99	29	77	01-05	55	55	50	49	52	60	57	55	66	61	65	59
	DK	-21	04-03	0	21	03-07	5	1	4	2	1	-2	1	-1	2	3	0	-3
	DE	-45	03-05	-17	40	03-91	-15	-17	-17	-16	-16	-14	-19	-14	-1	5	-18	-16
	EE	-27	05-08	20	50	02-06	30	15	18	2	6	-8	3	2	-2	4	-9	-27
	IE	-48	02-08	2	47	05-96	-23	-22	-6	-18	-22	-16	-10	-15	-48	-43	-31	.
	EL	-50	04-05	6	61	06-98	10	0	9	5	-4	-1	3	-7	7	6	11	2
	ES	-49	07-97	8	59	01-99	22	35	25	13	-4	12	12	11	16	13	-5	9
	FR	-64	09-93	-4	42	07-00	27	24	24	21	22	23	22	17	18	18	19	12
	IT	-50	03-93	-2	26	07-04	-8	-9	1	5	-1	1	-1	-7	-6	-10	-18	-6
	CY	-37	09-04	-2	67	09-02	-19	0	-16	-12	-11	-26	-10	-6	7	-7	-11	8
	LV	-47	04-96	1	44	06-02	24	16	12	14	12	5	7	1	0	-3	-15	-28
	LT	-61	03-00	2	81	06-02	22	30	21	20	14	15	28	19	14	26	24	6
	LU	-68	10-02	-23	30	04-91	-24	-24	-20	-26	-21	-27	-25	-17	-9	-4	-12	-21
	HU	-42	11-07	-10	14	03-99	-29	-32	-33	-30	-36	-42	-35	-35	-31	-21	-27	-29
	NL	-41	02-96	-1	37	03-97	12	11	-19	-3	5	9	8	6	15	11	5	5
	AT	-87	04-96	-5	27	01-04	4	-1	-4	-3	2	0	2	-1	6	6	1	-4
PL	-24	03-04	11	47	01-05	24	22	20	19	16	19	20	23	30	35	24	18	
PT	-41	08-06	-11	24	05-97	-9	-14	-19	-16	-17	-14	-8	-16	-11	-1	-15	-19	
RO	-99	06-99	15	99	04-02	18	15	7	13	9	6	13	9	21	29	27	21	
SI	-15	08-05	14	45	03-07	38	36	20	20	21	18	26	20	14	25	14	13	
SK	-43	06-99	11	54	02-07	23	27	29	24	14	29	27	19	31	41	44	36	
FI	-88	09-91	9	75	01-98	40	42	45	26	27	31	35	21	13	12	12	7	
SE	-67	12-91	-5	58	01-06	24	35	18	19	22	22	15	22	13	10	14	19	
UK	-69	06-91	-5	16	02-04	15	12	13	9	7	9	6	9	-5	-3	-12	-20	
PRICE EXPECTATIONS	EU	-16	02-96	4	22	02-90	16	16	13	13	13	15	14	12	11	9	7	7
	EA	-24	02-96	0	31	04-90	11	10	6	6	6	9	9	7	4	2	2	5
	BE	-22	01-96	0	29	01-90	7	5	5	3	6	10	8	10	7	6	7	12
	BG	-9	08-01	42	94	09-94	27	27	43	34	31	35	37	36	30	36	36	42
	CZ	-39	08-00	38	80	02-95	19	22	21	27	33	33	39	50	42	44	33	36
	DK	-36	03-03	-13	9	11-06	-4	-5	-9	-5	-8	-8	-8	-13	-12	-13	-19	-18
	DE	-44	02-96	-12	45	02-90	-1	-3	-9	-13	-13	-11	-12	-11	-12	-10	-11	-9
	EE	-33	04-08	33	88	04-94	39	35	36	22	9	12	-3	-4	-19	-22	-33	-28
	IE	-82	04-08	2	58	03-00	-28	-47	-29	-31	-53	-44	-49	-48	-35	-70	-82	.
	EL	-39	06-05	5	35	06-95	4	9	12	2	9	1	-1	-2	-7	-3	-9	-14
	ES	-20	10-93	17	71	10-00	8	4	-4	15	7	25	17	16	9	-2	-6	8
	FR	-60	03-93	-12	32	10-00	15	17	13	11	13	14	14	17	13	11	10	10
	IT	-16	07-93	16	63	06-90	12	13	10	4	8	5	12	0	0	1	6	8
	CY	-8	08-06	26	79	06-04	15	9	-4	6	18	31	22	51	16	12	16	34
	LV	-11	03-01	32	76	01-07	64	62	62	62	60	51	53	49	40	35	23	20
	LT	-5	03-01	38	89	01-95	58	48	49	47	47	43	46	44	40	25	22	10
	LU	-67	05-93	-27	29	11-00	-26	-28	-24	-30	-35	-26	-26	-21	-16	-13	-17	-22
	HU	-8	01-06	10	32	03-01	7	2	-1	6	5	4	0	7	5	9	9	7
	NL	-7	01-04	28	69	04-01	61	58	51	47	47	50	54	48	41	40	39	44
	AT	-53	04-96	-7	30	03-07	19	19	17	10	14	16	21	21	18	20	26	24
PL	-26	03-02	18	52	05-07	50	48	44	39	38	38	38	39	44	40	35	31	
PT	-40	05-03	-2	48	06-90	-17	-13	-4	-10	-12	-9	-4	-10	-11	-9	1	-12	
RO	15	04-02	68	98	11-93	23	25	27	27	35	36	38	42	43	43	39	45	
SI	-7	10-04	8	27	02-08	15	15	15	8	21	17	17	18	27	19	14	17	
SK	-20	08-00	51	93	06-97	37	37	32	33	34	42	41	38	41	38	41	39	
FI	-45	06-91	12	65	05-97	45	32	32	24	39	20	20	30	14	34	29	24	
SE	-75	06-91	-10	59	03-06	28	30	32	34	22	12	3	-1	-8	-1	-5	-3	
UK	-56	12-90	17	43	08-04	34	35	35	32	38	33	31	24	32	30	23	15	

(a) The indicator is the arithmetic average of the balances (%) for the questions on order-books and employment expectations.

(b) With effect from May 2008, a number of partner institutes in the programme have changed; this may cause a break in some series. Details of the changes are available on the BCS website.

TABLE 7: Monthly survey of financial services sector ^{(a)(n)}

		Since 04/2006						2007						2008					
		Min.		Ave.		Max.		June	July	Aug.	Sep.	Oct.	Nov.	Dec.	Jan.	Feb.	Mar.	Apr.	May
		Value	Date	Value	Date	Value	Date												
FINANCIAL SERVICES	EU	6	04-08	27	43	04-06	27	28	32	21	17	18	20	20	32	6	6	12	
CONFIDENCE INDICATOR	EA	8	04-08	27	43	04-06	30	27	33	18	16	24	18	20	28	12	8	20	
ASSESSMENT OF BUSINESS SITUATION	EU	-4	03-08	24	39	04-06	27	29	34	16	12	11	20	15	30	-4	-2	3	
OVER THE PAST 3 MONTHS ^(c)	EA	0	04-08	23	40	04-06	27	27	33	11	11	17	20	17	25	4	0	10	
EVOLUTION OF DEMAND	EU	1	04-08	26	42	04-06	31	30	32	19	14	20	26	22	30	5	1	5	
OVER THE PAST 3 MONTHS ^(c)	EA	3	04-08	25	40	04-06	31	26	34	14	12	27	24	22	26	13	3	16	
EVOLUTION OF DEMAND EXPECTED	EU	15	12-07	32	50	04-06	25	25	30	27	24	23	15	24	37	18	18	27	
OVER THE NEXT 3 MONTHS ^(c)	EA	10	12-07	32	48	04-06	33	27	31	29	24	27	10	22	32	19	22	35	
EVOLUTION OF EMPLOYMENT	EU	6	01-08	15	23	01-07	22	20	11	13	7	8	20	6	20	7	9	6	
OVER THE PAST 3 MONTHS	EA	8	04-08	17	24	04-06	23	18	16	19	14	15	12	9	24	14	8	16	
EVOLUTION OF EMPLOYMENT	EU	10	11-07	18	30	04-06	19	23	15	16	12	10	20	15	23	14	14	13	
EXPECTED OVER THE NEXT 3 MONTHS	EA	13	11-07	19	30	04-06	17	23	18	14	16	13	15	16	25	16	14	16	

(a) The confidence indicator is the arithmetic average of the balances (%) for the questions on business situation and past and expected evolution of demand.

(n) Data are not seasonally adjusted.

(c) Component of the confidence indicator.