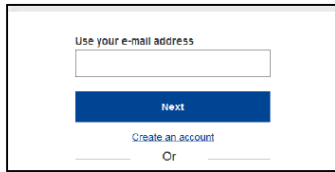


## Create an EU Login account

You can create an **EU Login account** using the self-registration page.

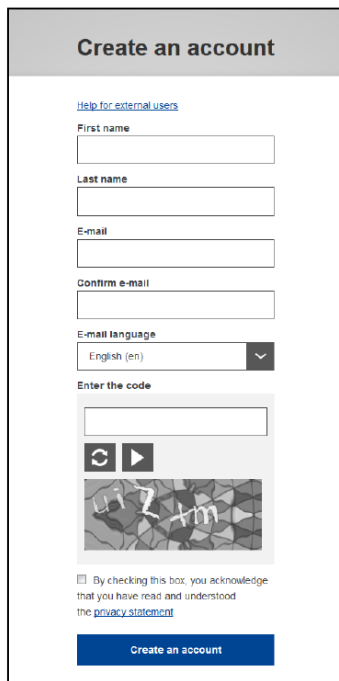
Please note that active members of EU staff do not need to create an account.



A screenshot of a registration form. At the top, it says "Use your e-mail address" above a text input field. Below the field is a blue button labeled "Next". Underneath the button is a link that says "Create an account" and below that is the word "Or" followed by another text input field.

Go to the page <https://webgate.ec.europa.eu/cas/login> and click on the "**Create an account**" link on the EU Login main page.

There is no need to fill in the "Use your e-mail address" field.



A screenshot of the "Create an account" form. The title "Create an account" is at the top. Below it is a link for "Help for external users". The form contains several fields: "First name", "Last name", "E-mail", "Confirm e-mail", and "E-mail language" (with a dropdown menu set to "English (en)"). There is also a "Enter the code" section with a text input field, a refresh button, and a play button. Below the code field is a CAPTCHA image showing numbers and letters. At the bottom, there is a checkbox for "By checking this box, you acknowledge that you have read and understood the [privacy statement](#)" and a blue "Create an account" button.

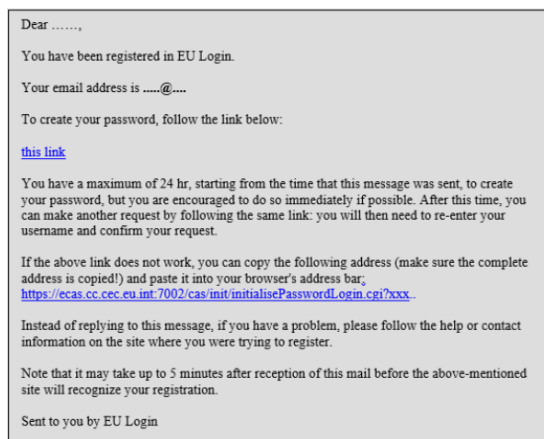
Fill in the provided form with your personal details:

- **First name** – Your first name cannot be empty and can contain letters in any alphabet;
- **Last name** – Your last name cannot be empty and can contain letters in any alphabet;
- **E-mail** – An e-mail address that you have access to;
- **Confirm e-mail** – Type your e-mail address again to make sure it is correct;
- **E-mail language** – The language used when EU Login sends you e-mails regardless of the language used in the interface. It guarantees that you are able to understand these e-mails even if they were triggered mistakenly. EU Login only sends you e-mails for validating your identity or for notifying you about security events affecting your account;
- **Enter the code** – By entering the letter and numbers in the picture, you demonstrate that you are a human being who is legitimately creating an account. If the code is too difficult to read, click on the button with two arrows to generate a new one;
- Check the **privacy statement** by clicking on the link and tick the box to accept the conditions;
- Click on "**Create an account**" to proceed.

If the form is correctly filled in, an e-mail is sent to the address you provided in order to verify that you have access to it.

After a couple of seconds, you should **receive an e-mail** in your mailbox.

If you cannot find the e-mail, check your spam or junk folder.



An email notification from EU Login. It starts with "Dear .....", followed by "You have been registered in EU Login." and "Your email address is .....@....". It then says "To create your password, follow the link below:" and provides a blue link "this link". Below that, it explains that the user has 24 hours to create a password and can make another request using the same link. It also provides an alternative URL: "https://ecas.cc.ec.eu.int/7002/cas/init/initialisePasswordLogin.cgi?scxx". It includes contact information for help and a note that registration may take up to 5 minutes. The email ends with "Sent to you by EU Login".

**Click the link** in the e-mail or copy/paste it in the address bar of your browser.

You are invited to **select a password** and to **confirm** it to make sure you did not mistype it.

The E-mail field is prefilled and cannot be changed. It should contain the e-mail address you provided previously.

**New password**

Please choose your new password.

n...  
(External)

New password

Confirm new password

**Submit**

Passwords cannot include your username and must contain at least 8 characters chosen from at least three of the following four character groups (white space permitted):

- Upper Case: A to Z
- Lower Case: a to z
- Numeric: 0 to 9
- Special Characters: !\"#\$%&'()\*+,-./:;<=>?@[\_`{|}~

Examples: SEN5Rbaw GwOzIgg0m U(ruCuwh  
[Generate other sample passwords](#)

**Type the password** you want to use in the "New password" field. It must contain at least 10 characters and a combination of:

- upper case letters,
- lower case letters,
- numbers and
- special characters.

Select a password as long and as complex as you can in order to make your account more secure but keep in mind that you will have to remember it.

**Type your password again** in the "Confirm new password" and click on "Submit".

You are now authenticated and can proceed to the service you want to use. Click on "Proceed" in order to do so.

## Sign in with an EU Login account

Once your EU Login account is created, you can use it to access a multitude of services. While accessing these services, the EU Login screen will display when authentication is needed.

**Sign in to continue**

Use your e-mail address

**Next**

[Create an account](#)

Or

**Enter the e-mail address** you provided when creating your EU Login account in the "Use your e-mail address" field and click on "Next".

Your e-mail address will automatically be remembered so that you can skip this step next time you use the same browser on the same PC.