

EUROPEAN CONSTRUCTION SECTOR OBSERVATORY

Housing & Sustainability in the EU

State of play

Rising urbanisation

41.7%

People living in densely populated areas in the EU

over 80% by 2050



Share of people living in cities projected to rise

Average age of the European housing stock

> 30 years

The majority of the housing stock in the EU was built before

1979



Overcrowding rate

2%



The EU-average improved between 2010 and 2017

towns and suburbs: 14.2%
cities: 16.1%

Need for renovations and improvements

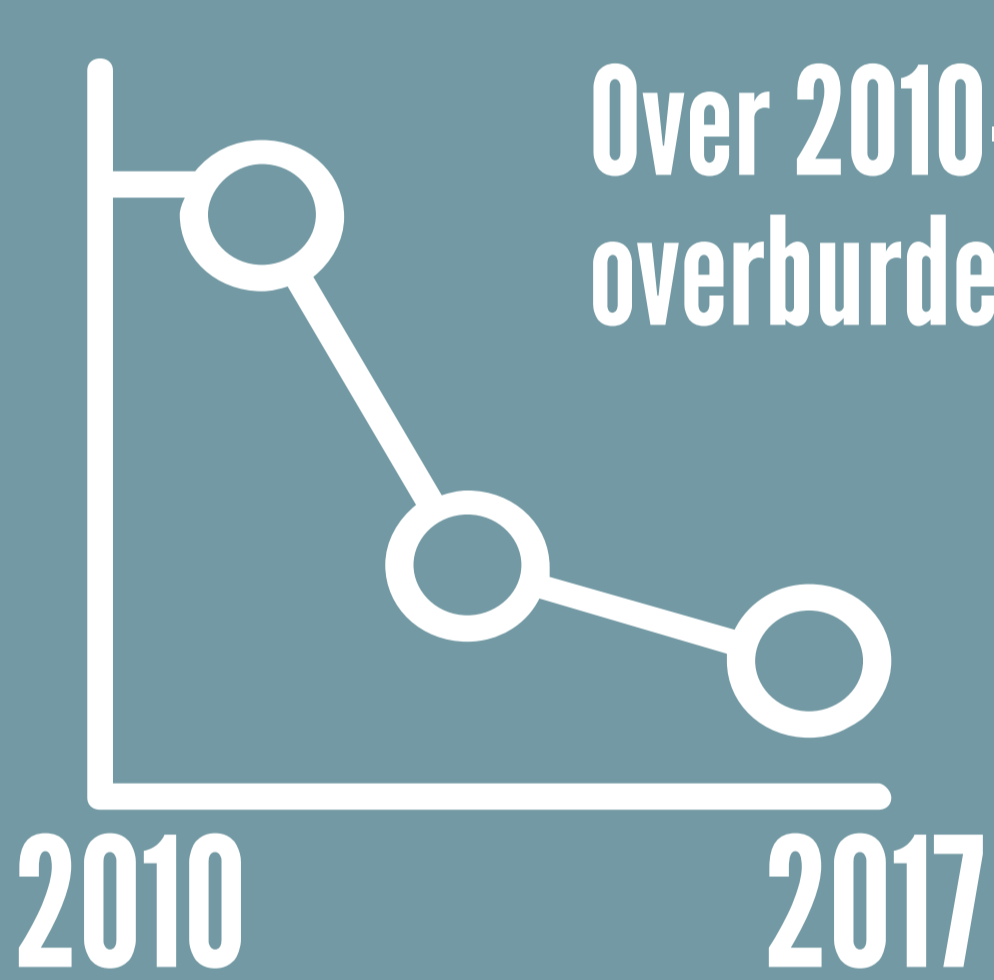
Housing overburden rate

The overburden rate for the lowest income quintile is over 3 times



10.4%


Spend more than 40% of their income on housing.



Over 2010-2017 the housing overburden rate fell in

17 EU Member States

TOP 3 COUNTRIES WITH THE LOWEST OVERCROWDING RATE



Malta



Cyprus



Ireland

Sustainability and quality of life in the built environment

Sustainable building

Noise from neighbours or from the street - a problem experienced by

contributes to the 9 SDGs



can result in direct and indirect savings, improving affordability and the quality of life in cities



17.9%




European citizens around the dwelling they inhabit

Buildings consume


40%

of the world-wide energy use



Policy initiatives in EU

Breakdown of housing policies in the EU



Home Ownership and Home Buyers (29.67%) Rental Policies (24.18%)
Social Housing Policies (26.37%) Housing Allowances (19.78%)

Member States that implement home ownership and home buyers policies

27

Member States that implement rental policies, such as rent protection or rent control policies

22

Member States that implement social housing policies

24

Member States that implement housing allowances schemes

18

