

# ICT Proposers' Day 2016 - analysis of the survey results

*Thank you to all who responded to the ICT Proposers' Day 2016 online survey. Of the 1837 delegates who attended the event, 25% (451) responded. You will find the results below.*

*All results below are taken from the online survey unless otherwise stated.*

Total number of responses to the survey: 451 (25% of attendees)

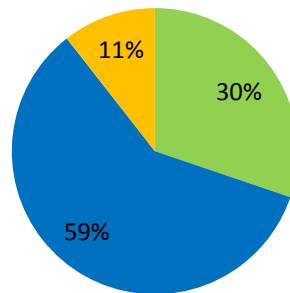
Total number of attendees: 1837

## DEMOGRAPHICS

The ICT Proposers' Day 2016 was attended by delegates from **55 different countries**. Slovakia (14%), Spain (8%) and Italy (7%) were the top 3 countries represented. Of the non-EU countries, Turkey (2.3%) and Norway (1.7%) were the highest represented.

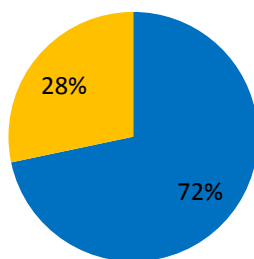
### Country of residence of actual participants

■ EU 13 ■ EU 15 ■ Other

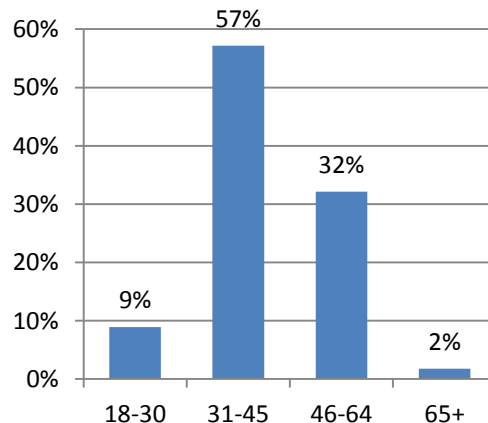


### Gender of actual participants

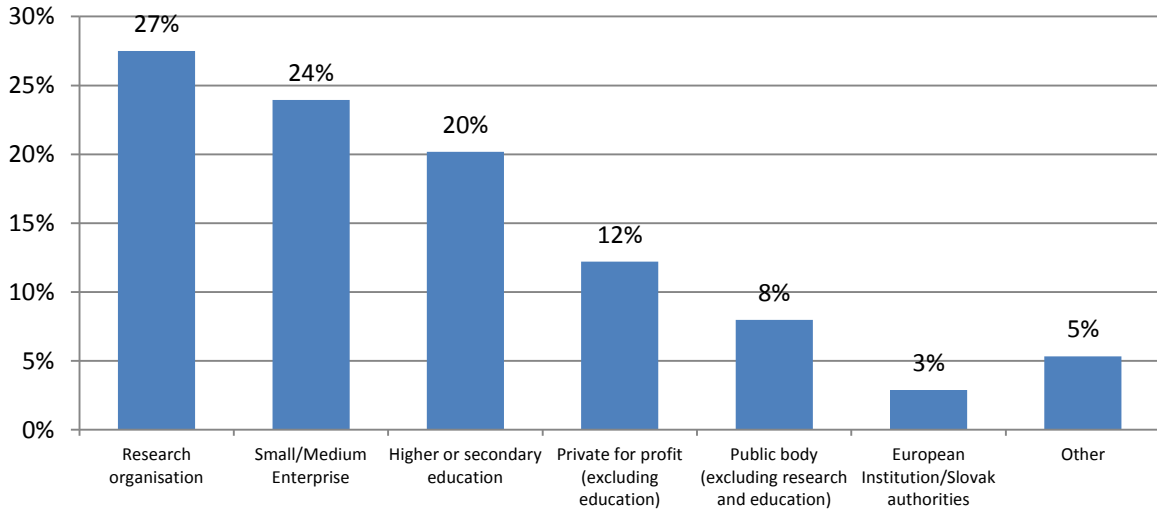
■ male ■ female



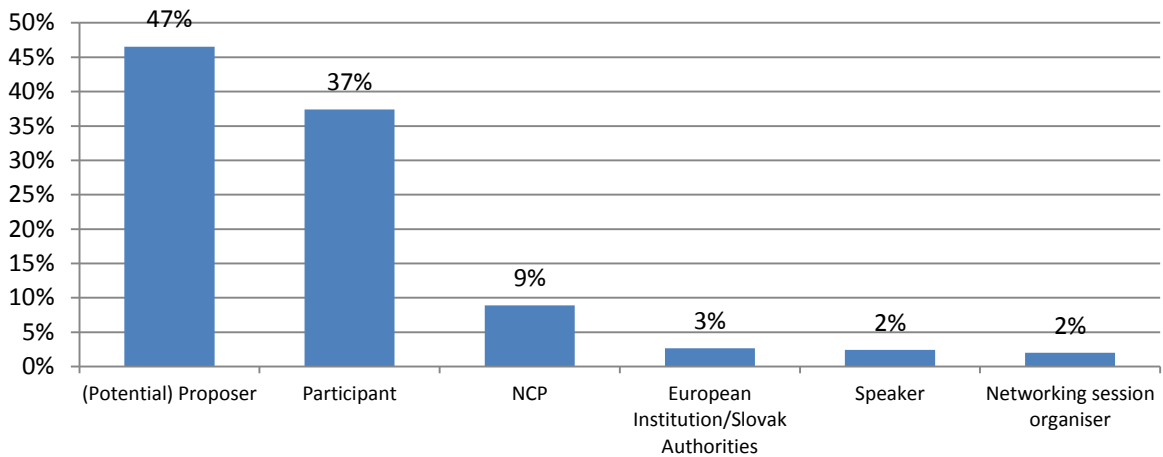
### Age of survey respondents



### What type of organisation do you work for?

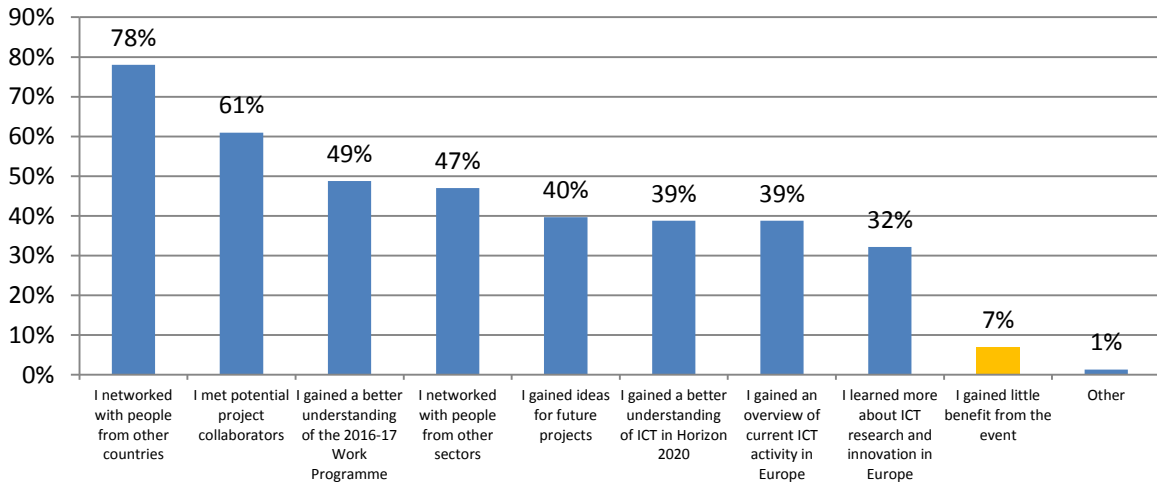


### In what capacity did you attend ICT Proposers' Day 2016?



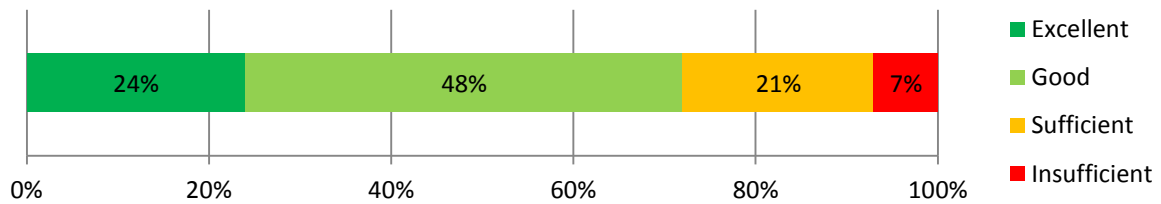
**OUTCOME: BENEFITS & OBJECTIVES MET**

**How did you benefit from attending the event? (\*)**

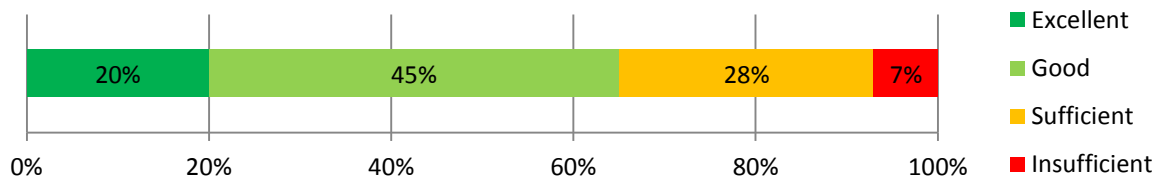


(\*) Multiple answers possible (the total therefore adds up to more than 100%) - % of respondents

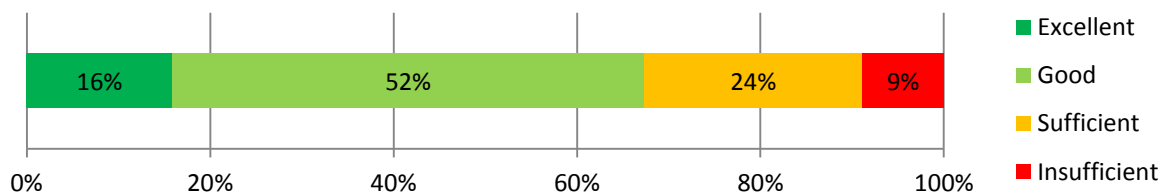
**How well did the ICT Proposers' Day 2016 event help you to meet research partners?**



**How well did the ICT Proposers' Day 2016 event help you to collect and/or present ideas for projects?**



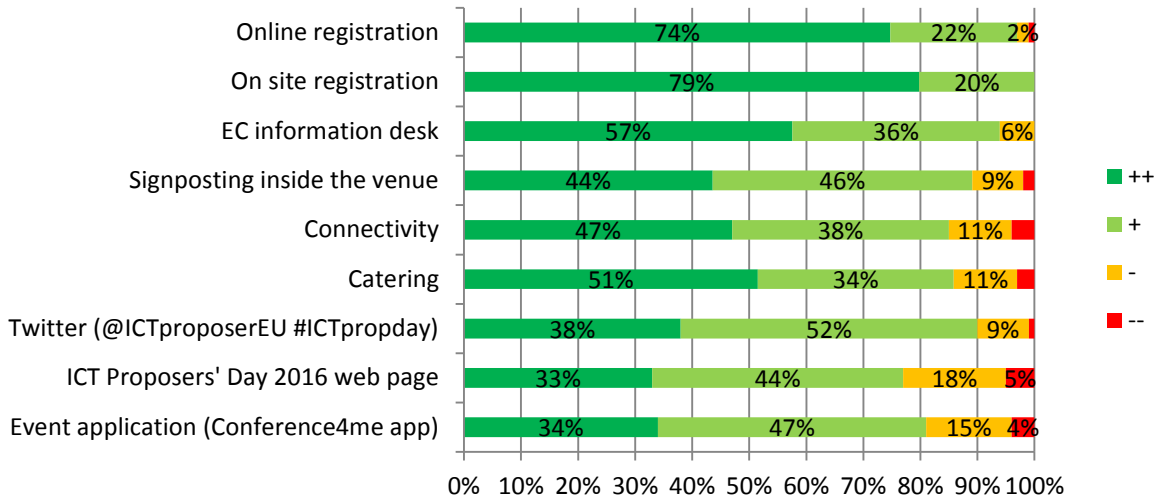
**Overall, to what extent were the published objectives of the event - to create opportunities to build quality partnerships - actually met?**



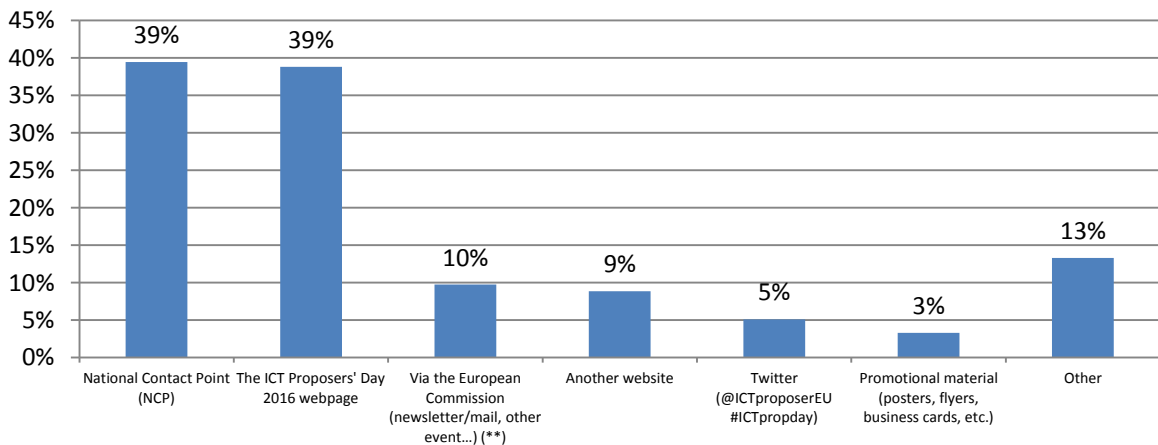
**ACTIVITY RATINGS**

**Logistics and Communication:**

**How would you rate the following aspects? (\*)**



**Where did you hear about the ICT Proposers' Day 2016? (\*)**

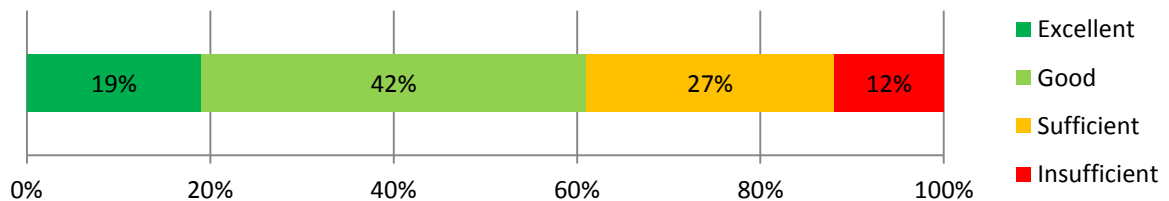


(\*) Multiple answers possible (the total therefore adds up to more than 100%) - % of respondents

(\*\*)not an actual option in the survey, but came out as part of "other"

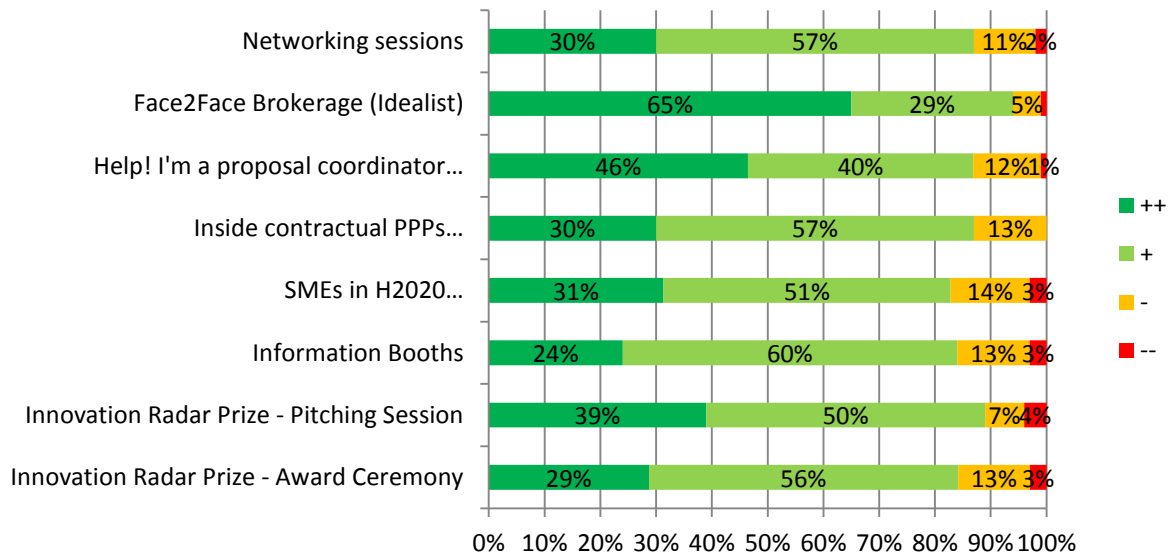
**Content<sup>1</sup>:**

**How would you rate the presentations and explanations provided by the Commission staff during the sessions in the different rooms and at the booths?**

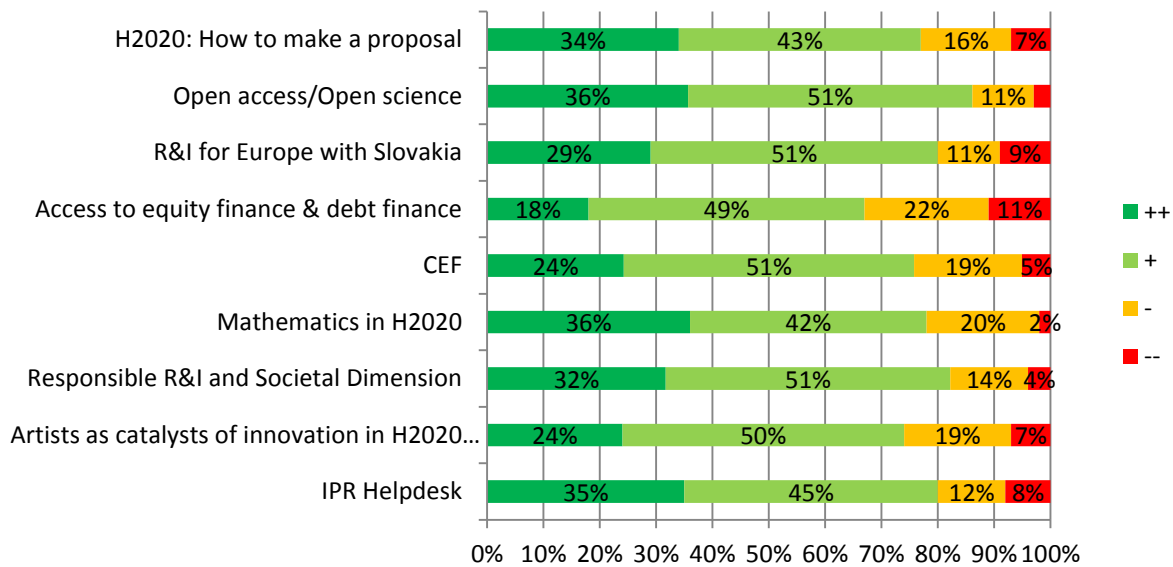


<sup>1</sup> Recordings of all Networking and Information sessions can be found on each respective session page on the [ICT Proposers' Day 2016 website](#)

**How would you rate the following parts of ICT Proposers' Day 2016 event?  
(\*)**



**How would you rate the following Information Sessions given at the ICT Proposers' Day 2016? (\*)**

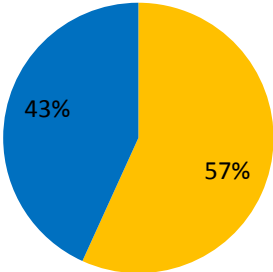


(\*) excluding 'Not Applicable'

**ATTENDANCE AND FUTURE EVENTS**

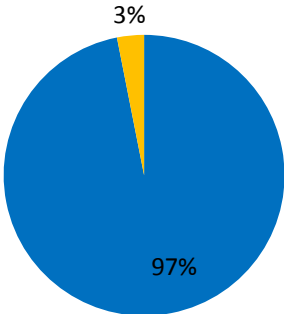
**Is this the first time you have attended an EU-organised ICT Proposers' Day?**

■ No ■ Yes



**Would you attend another EU-organised ICT Proposers' Day in the future?**

■ Yes ■ No



**Future events - would you recommend that the European Commission organise this type of event again to support the launch of future Calls for Proposals?**

■ Yes ■ No

