

## *Slovenia: ICT R&D and participation to FP7*

### *Research & Development expenditure in ICT*

- In 2011, public support for ICT R&D (ICT GBAORD) in Slovenia was €34.7M, at 14.3% of total public funding for R&D, which itself amounted to 0.67% of GDP, in line with EU average (0.6%);
- In 2010, business expenditure in R&D in the ICT sector (ICT BERD) in Slovenia amounted to €54.4M, up from €49M the year before. The share of ICT in total BERD was at just above 10%, below the EU average (19%). Total BERD was 1.4% of GDP, in line with EU average (1.2%).

### *Participation to the ICT theme of FP7*

**Organisations from Slovenia participated to 130 projects (0.7% of total) and coordinated 4 projects over the period 2007-2012, for total €31.2M of EC funding<sup>1</sup> (0.5% of total funding).**

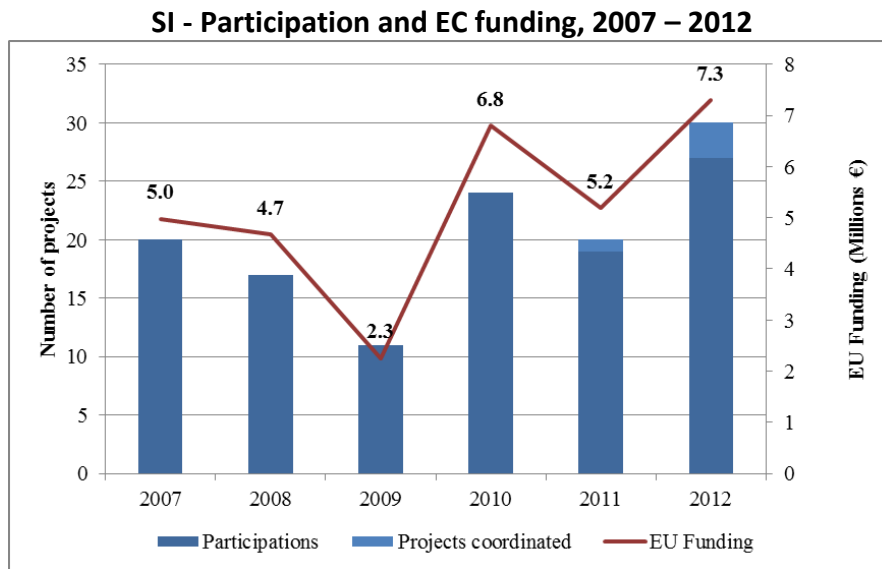
- Slovenian participation in the ICT Programme has increased from ~0.25% in FP5 to ~0.4% in FP6 and to 0.5% FP7 so far;
- Over the period 207 – 2012, 53 Slovenian organisations participated to the programme;
- There has been a relatively strong participation from SMEs (26% of total funding) and a good participation from research institutions (61%), although it is very strongly concentrated in two organizations only;
- Participation of large industry (10%) is low but increasing (it was 5% in 2011) and concentrated in a handful of organizations;
- In terms of funding, the strategic objectives receiving the highest shares are ICT for energy efficiency, Intelligent Information Management, Cognitive systems and Robotics,

---

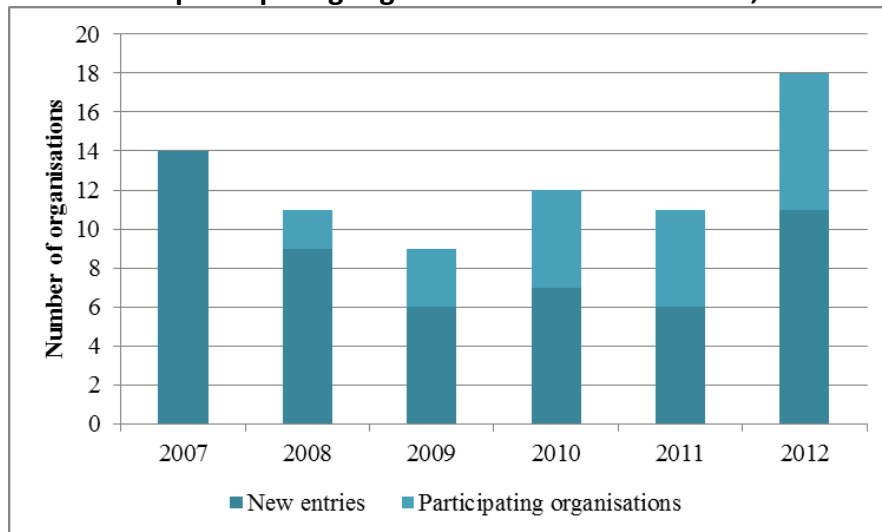
<sup>1</sup> Cumulated figures 2007-2012.

Software, Services and internet connected objects and Intelligent Information Management;

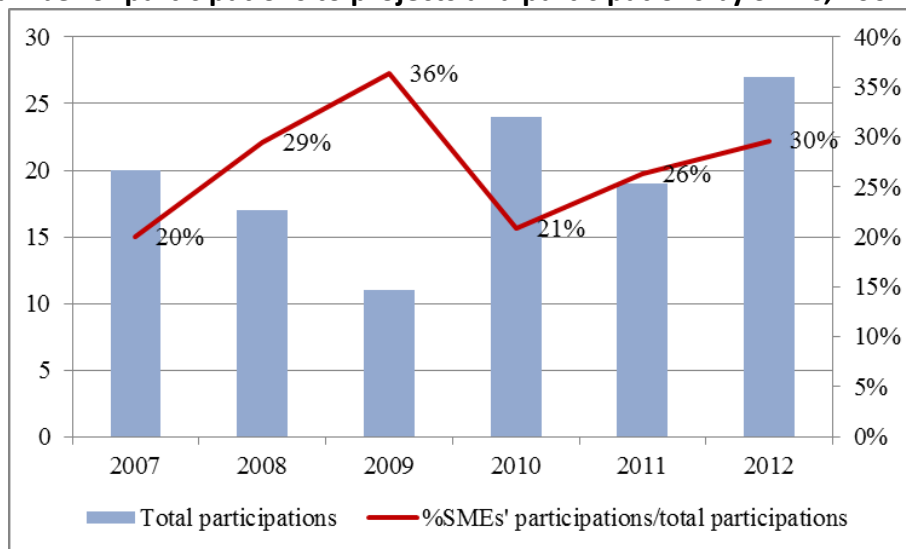
- Slightly less than 90% of total funding is directed towards Ljubljana.



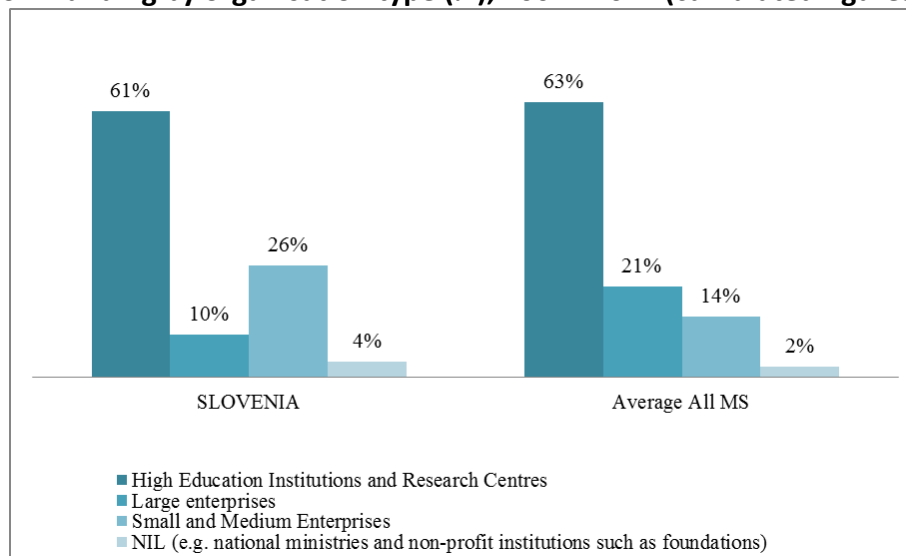
**SI - Number of participating organisations and new entries, 2007 – 2012**



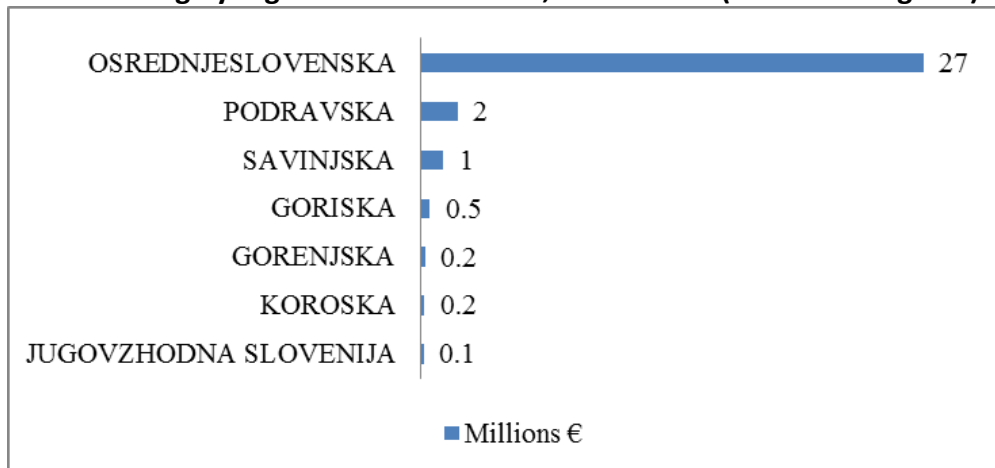
**SI - Number of participations to projects and participations by SMEs, 2007 – 2012**



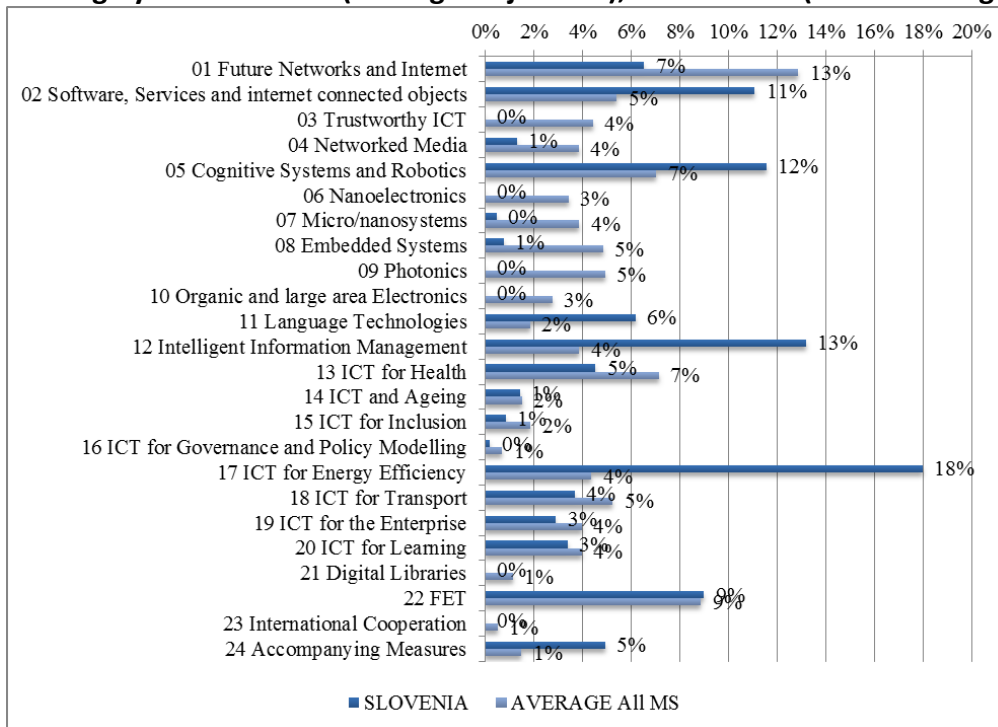
**SI - Funding by organisation type (%), 2007 - 2012 (cumulated figures)**



**SI - Funding by regions at NUTS 3 level, 2007 - 2012 (cumulated figures)**



**SI- Funding by research area (strategic objectives), 2007 – 2012 (cumulated figures)**



### Top 50 SI organisations by funding, 2007 - 2012 (cumulated figures)

#	Organisation	Type	EU funding	%
1	INSTITUT JOZEF STEFAN	HES/REC	13,690,986	43.9%
2	UNIVERZA V LJUBLJANI	HES/REC	3,287,924	10.5%
3	XLAB RAZVOJ PROGRAMSKE OPREME IN SVETOVANJE D.O.O.	SME	2,389,974	7.7%
4	GORENJE GOSPODINJSKI APARATI D.D.	LARGE	751,252	2.4%
5	KORONA INZENIRING DD	SME	743,161	2.4%
6	ZA VOD ZA VARNOSTNE TEHNOLOGIJE INFORMACIJSKE DRUŽBE IN ELEKTRONSKO POSLOVANJE	HES/REC	680,223	2.2%
7	ETREL SVETOVANJE IN DRUGE STORITVE DOO	SME	644,756	2.1%
8	AMIS DRUŽBA ZA TELEKOMUNIKACIJE D.O.O.	LARGE	547,000	1.8%
9	UNIVERZA V MARIBORU	HES/REC	526,716	1.7%
10	COMTRADE PROGRAMSKE RESITVE DOO	LARGE	436,355	1.4%
11	TELEKOM SLOVENIJE D.D.	LARGE	412,120	1.3%
12	ELAPHE, podjetje za razvoj in prodajo električnih vozil ter energijskih virov d.o.o	SME	406,824	1.3%
13	CYCORP, RAZISKOVANJE IN EKSPERIMENTALNI RAZVOJ D.O.O.	SME	390,252	1.3%
14	ENVIGENCE, OKOLJSKA INTELIGENCA, DOO	SME	356,000	1.1%
15	ELEKTRO LJUBLJANA PODJETJE ZA DISTRIBUCIJO ELEKTRICNE ENERGIJE D.D.	LARGE	345,510	1.1%
16	INNOVATION SERVICE NETWORK PODJETNISKO IN POSLOVNO SVETOVANJE DOO	SME	320,101	1.0%
17	UNIVERZITETNI KLINIKNI CENTER LJUBLJANA	HES/REC	300,400	1.0%
18	UNIVERZITETNI REHABILITACIJSKI INSTITUT REPUBLIKE SLOVENIJE-SOCA	NIL	290,255	0.9%
19	ZEMANTA PAMETNE SPLETNE STORITVE IN SVETOVANJE DOO	SME	279,380	0.9%
20	SOLVERA LYNX NOVE TEHNOLOGIJE ZA ENERGETIKO DD	SME	277,100	0.9%
21	Thyia Tehnologije d.o.o	SME	262,500	0.8%
22	Univerzitetni klinični center Maribor	NIL	253,200	0.8%
23	MEIS STORITVE ZA OKOLJE D.O.O.	SME	240,208	0.8%
24	BOSIO PROIZVODNO-TRGOVSKO PODJETJE D.O.O.	SME	239,102	0.8%
25	INEA INFORMATIZACIJA ENERGETIKA AVTOMATIZACIJA DOO	SME	219,320	0.7%
26	SLOVENSKA TISKOVNA AGENCIJA DOO	SME	205,201	0.7%
27	AMANOVA - INTELIGENTNI SISTEMI, SENZORJI IN NOVI MATERIALI D.O.O.	SME	200,490	0.6%
28	IPAK INSTITUT ZA SIMBOLNO ANALIZO IN RAZVOJ INFORMACIJSKIH TEHNOLOGIJ VELEBNICE	HES/REC	193,504	0.6%
29	MG-SOFT PODJETJE ZA RACUNALNISKI INZENIRING DOO	SME	189,636	0.6%
30	SOLVERA LYNX NOVE TEHNOLOGIJE ZA ENERGETIKO DOO	SME	178,920	0.6%
31	GOSPODARSKO INTERESNO ZDRUŽENJE ACS SLOVENSKI AVTOMOBILSKI GROZD	HES/REC	168,780	0.5%
32	RADIOTELEVIZIJA SLOVENIJA JAVNI ZAVOD LJUBLJANA	NIL	163,420	0.5%
33	OPREMA RA VNE PNEVMATIKA, HIDRA VLIKA, ORODJA IN TEHNOLOSKE LINIJE D.O.O.	SME	162,360	0.5%
34	Inovacijsko-razvojni institut Univerze v Ljubljani	HES/REC	149,546	0.5%
35	ORIA POSLOVNE RESITVE DOO	SME	147,695	0.5%
36	AMZS DRUŽBA ZA OPRAVLJANJE STORITEV CLANOM AMD IN DRUGIM UDELEZENECM V OBLASTI AVTOMOBILSKIH VELEBNIC	LARGE	136,650	0.4%
37	KULTURNO IZOBRAZEVALNO DRUŠTVO KIBLA	NIL	121,522	0.4%
38	TRIMO INZENIRING IN PROIZVODNJA MONTAZNIH OBJEKTOV, D.D.	LARGE	120,460	0.4%
39	ELEKTRO GORENJSKA PODJETJE ZA DISTRIBUCIJO ELEKTRICNE ENERGIJE DD	LARGE	112,032	0.4%
40	SALONIT ANHOVO GRADBENI MATERIALI D.D.	LARGE	111,810	0.4%
41	Uprava RS za zaščito in reševanje, Ministrstvo za obrambo	NIL	109,230	0.3%
42	BORZEN, ORGANIZATOR TRGA Z ELEKTRICNO ENERGIJO, DOO	SME	104,160	0.3%
43	SINTESIO USTANOVA	NIL	84,352	0.3%
44	ELEKTRO-SLOVENIJA D.O.O.	LARGE	73,800	0.2%
45	AMNIN D.O.O CENTR ZA ZNANSTVENO VIZUALIZACIJO	SME	62,370	0.2%
46	REGIONALNA USTANOVA CENTER ZA PODORO RAZVOJU E-UPRAVLJANJA	NIL	61,500	0.2%
47	NARODNA IN UNIVERZITETNA KNJIZNICA	NIL	50,100	0.2%
48	MINISTRSTVO ZA VISOKO SOLSTVO, ZNANOST IN TEHNOLOGIJO	NIL	14,955	0.0%
49	HERMES SOFTLAB PROGRAMSKA OPREMA D.D.	LARGE	0	0.0%
50	ISKRA ZASCITE D.O.O. PODJETJE ZA IZVAJANJE ZASCIT , INZENIRING IN KOOPERACIJE	SME	0	0.0%
	<b>Total</b>		<b>31,213,112</b>	<b>100.0%</b>

## Data sources:

The “Research & Development expenditure in ICT” section presents the latest available data on public and private investment in ICT (Government budget appropriations or outlays for research and development – GBAORD; Business enterprise expenditure on R&D - BERD), based on EUROSTAT data and IPTS estimates.

The “Participation to the ICT theme of FP7” section is part of the Statistical Report for Annual Monitoring Stream 2012, available at: <https://ec.europa.eu/digital-agenda/en/download-data>. The report is based on administrative data of the whole population of projects funded under the ICT theme of FP7. The projects considered are those signed as of 31 December 2012. The report analyses several aspects related to the portfolio of projects, based on descriptive statistical analysis. It provides a consolidated analysis for the years 2007-2012, and analysis on a yearly basis for selected indicators.

### Please note that:

- a **participant** is defined as an organisation participating to the programme/project;
- a **participation** is defined as the involvement of an organisation in a project/programme (i.e. projects have multiple partners and an organization can be the partner of multiple projects);
- Analyses by **year** are carried out considering the year of first signature of a project.