

Digital Single Market

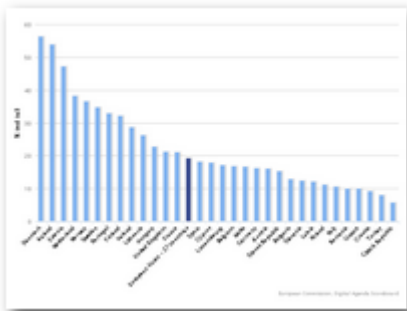
Create Graphs

Page Contents

A hundred indicators of the European information society, comparing progress across countries and over time.


Select a graph or watch the tutorial at the bottom of the page

1. [Analyse one indicator across countries](#) [1]



[1]

2. [See the evolution of one indicator](#)



[over time](#) [2]

[2]

3. See a country profile [3]



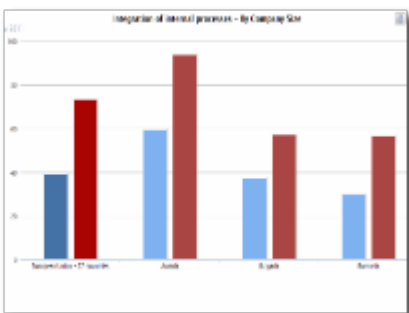
[3]

4. Country ranking table, on a thematic group of indicators [4]

Indicator	2017 Value	Top performer (2017)	Second best performer (2017)	Third best performer (2017)	Fourth best performer (2017)	Bottom performer (2017)
Population growth in urban areas	0.1	USA	CHN	IND	GBR	DEU
Population growth in rural areas	0.1	USA	CHN	IND	GBR	DEU
Population growth in total area	0.1	USA	CHN	IND	GBR	DEU
Population growth in total area (incl. EU)	0.1	USA	CHN	IND	GBR	DEU
Population growth in total area (excl. EU)	0.1	USA	CHN	IND	GBR	DEU
Population growth in total area (excl. EU) (incl. EU)	0.1	USA	CHN	IND	GBR	DEU
Population growth in total area (excl. EU) (excl. EU)	0.1	USA	CHN	IND	GBR	DEU
Population growth in total area (excl. EU) (excl. EU) (incl. EU)	0.1	USA	CHN	IND	GBR	DEU
Population growth in total area (excl. EU) (excl. EU) (excl. EU)	0.1	USA	CHN	IND	GBR	DEU
Population growth in total area (excl. EU) (excl. EU) (excl. EU) (incl. EU)	0.1	USA	CHN	IND	GBR	DEU
Population growth in total area (excl. EU) (excl. EU) (excl. EU) (excl. EU)	0.1	USA	CHN	IND	GBR	DEU
Population growth in total area (excl. EU) (excl. EU) (excl. EU) (excl. EU) (incl. EU)	0.1	USA	CHN	IND	GBR	DEU
Population growth in total area (excl. EU) (excl. EU) (excl. EU) (excl. EU) (excl. EU)	0.1	USA	CHN	IND	GBR	DEU

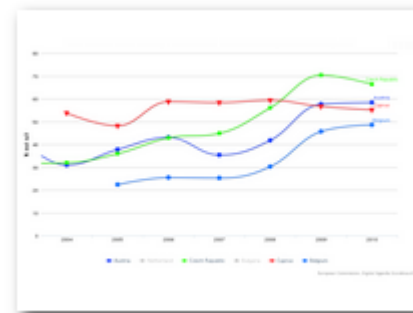
[4]

5. Analyse one indicator and compare breakdowns [5]



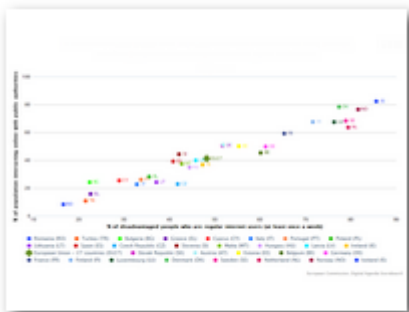
[5]

6. See the evolution of an indicator and compare breakdowns [6]



[6]

7. Compare two indicators [7]



[7]

8. Compare two indicators, using country bubbles sized on third [8]



[8]

9. Maps by country [9]

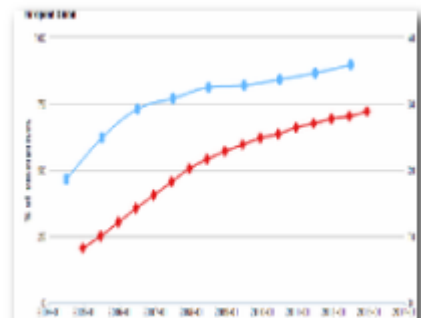


[9]

10. Compare the evolution of two indicators [10]

indicators [10]

[10]



Tutorial

>

Published:

Friday, 21 March, 2014

Last update:

Thursday, 26 February, 2015

Team responsible

[DG CONNECT](#) ^[11]

[Share this page](#)

Source URL: <https://ec.europa.eu/digital-single-market/en/create-graphs>

Links

[1]

[http://digital-agenda-data.eu/charts/analyse-one-indicator-and-compare-countries#chart={%22indicator-group%22:%22internet-usage%22,%22indicator%22:%22i_iday%22,%22breakdown-group%22:%22any%22,%22breakdown%22:%22IND_TOTAL%22,%22unit-measure%22:%22pc_ind%22,%22ref-area%22:\[%22BE%22,%22BG%22,%22CZ%22,%22DK%22,%22DE%22,%22EE%22,%22IE%22,%22EL%22,%22ES%22,%22FR%22,%22IT%22,%22CY%22,%22LV%22,%22LT%22,%22LU%22,%22HU%22,%22HR%22,%22MT%22,%22NL%22,%22AT%22,%22PL%22,%22PT%22,%22RO%22,%22SI%22,%22SK%22,%22FI%22,%22SE%22,%22UK%22,%22EU27%22\]}](http://digital-agenda-data.eu/charts/analyse-one-indicator-and-compare-countries#chart={%22indicator-group%22:%22internet-usage%22,%22indicator%22:%22i_iday%22,%22breakdown-group%22:%22any%22,%22breakdown%22:%22IND_TOTAL%22,%22unit-measure%22:%22pc_ind%22,%22ref-area%22:[%22BE%22,%22BG%22,%22CZ%22,%22DK%22,%22DE%22,%22EE%22,%22IE%22,%22EL%22,%22ES%22,%22FR%22,%22IT%22,%22CY%22,%22LV%22,%22LT%22,%22LU%22,%22HU%22,%22HR%22,%22MT%22,%22NL%22,%22AT%22,%22PL%22,%22PT%22,%22RO%22,%22SI%22,%22SK%22,%22FI%22,%22SE%22,%22UK%22,%22EU27%22]})

[2]

[http://digital-agenda-data.eu/charts/see-the-evolution-of-an-indicator-and-compare-countries#chart={%22indicator-group%22:%22internet-services%22,%22indicator%22:%22i_iubk%22,%22breakdown-group%22:%22total%22,%22breakdown%22:%22IND_TOTAL%22,%22unit-measure%22:%22pc_ind%22,%22ref-area%22:\[%22DK%22,%22EU27%22,%22FI%22\]}](http://digital-agenda-data.eu/charts/see-the-evolution-of-an-indicator-and-compare-countries#chart={%22indicator-group%22:%22internet-services%22,%22indicator%22:%22i_iubk%22,%22breakdown-group%22:%22total%22,%22breakdown%22:%22IND_TOTAL%22,%22unit-measure%22:%22pc_ind%22,%22ref-area%22:[%22DK%22,%22EU27%22,%22FI%22]})

[3]

[http://digital-agenda-data.eu/charts/country-profiles-the-relative-position-against-all-other-european-countries#chart={%22indicator-group%22:%22broadband%22,%22ref-area%22:%22NL%22,%22time-period%22:%222013%22,%22indicator%22:\[%22bb_speed2%22,%22bb_speed10%22,%22bb_lines%22,%22bb_speed30%22,%22bb_speed100%22,%22bb_ne%22,%22bb_dsl%22,%22bb_penet%22\]}](http://digital-agenda-data.eu/charts/country-profiles-the-relative-position-against-all-other-european-countries#chart={%22indicator-group%22:%22broadband%22,%22ref-area%22:%22NL%22,%22time-period%22:%222013%22,%22indicator%22:[%22bb_speed2%22,%22bb_speed10%22,%22bb_lines%22,%22bb_speed30%22,%22bb_speed100%22,%22bb_ne%22,%22bb_dsl%22,%22bb_penet%22]})

[4]

[http://digital-agenda-data.eu/charts/country-ranking-table-on-a-thematic-group-of-indicators#chart={%22indicator-group%22:%22mobile%22,%22time-period%22:%222013%22,%22indicator%22:\[%22e_pmd%22,%22i_iu3g%22,%22mbb_hspcov%22,%22mbb_penet%22,%22mob_ms%22,%22mob_penet%22,%22mob_subs%22,%22breakdown%22:%22TOTAL_FBB%22,%22unit-measure%22:%22subs_per_100_pop%22,%22ref-area%22:%22SE%22\]}](http://digital-agenda-data.eu/charts/country-ranking-table-on-a-thematic-group-of-indicators#chart={%22indicator-group%22:%22mobile%22,%22time-period%22:%222013%22,%22indicator%22:[%22e_pmd%22,%22i_iu3g%22,%22mbb_hspcov%22,%22mbb_penet%22,%22mob_ms%22,%22mob_penet%22,%22mob_subs%22,%22breakdown%22:%22TOTAL_FBB%22,%22unit-measure%22:%22subs_per_100_pop%22,%22ref-area%22:%22SE%22]})

[5]

[http://digital-agenda-data.eu/charts/analyse-one-indicator-and-compare-breakdowns#chart={%22indicator-group%22:%22ecommerce%22,%22time-period%22:%222013%22,%22indicator%22:%22i_blt12%22,%22unit-measure%22:%22pc_ind%22,%22ref-area%22:\[%22DK%22,%22EU27%22,%22UK%22,%22breakdown-group%22:%22byemp%22,%22breakdown%22:\[%22RETIR_OTHER%22,%22SAL_SELF_FAM%22,%22STUD%22,%22UNE%22\]}](http://digital-agenda-data.eu/charts/analyse-one-indicator-and-compare-breakdowns#chart={%22indicator-group%22:%22ecommerce%22,%22time-period%22:%222013%22,%22indicator%22:%22i_blt12%22,%22unit-measure%22:%22pc_ind%22,%22ref-area%22:[%22DK%22,%22EU27%22,%22UK%22,%22breakdown-group%22:%22byemp%22,%22breakdown%22:[%22RETIR_OTHER%22,%22SAL_SELF_FAM%22,%22STUD%22,%22UNE%22]})

[6]

[http://digital-agenda-data.eu/charts/see-the-evolution-of-an-indicator-and-compare-breakdowns#chart={%22indicator-group%22:%22internet-usage%22,%22indicator%22:%22i_iday%22,%22unit-measure%22:%22pc_ind%22,%22ref-area%22:%22EU27%22,%22breakdown-group%22:%22byage6classes%22,%22breakdown%22:\[%22Y65_74%22,%22Y16_24%22,%22Y45_54%22,%22Y35_44%22,%22Y25_34%22,%22Y55_64%22,%22time-period%22:\[%222004%22,%222005%22,%222006%22,%222007%22,%222008%22,%222009%22,%222010%22,%222011%22,%222012%22,%222013%22\]}](http://digital-agenda-data.eu/charts/see-the-evolution-of-an-indicator-and-compare-breakdowns#chart={%22indicator-group%22:%22internet-usage%22,%22indicator%22:%22i_iday%22,%22unit-measure%22:%22pc_ind%22,%22ref-area%22:%22EU27%22,%22breakdown-group%22:%22byage6classes%22,%22breakdown%22:[%22Y65_74%22,%22Y16_24%22,%22Y45_54%22,%22Y35_44%22,%22Y25_34%22,%22Y55_64%22,%22time-period%22:[%222004%22,%222005%22,%222006%22,%222007%22,%222008%22,%222009%22,%222010%22,%222011%22,%222012%22,%222013%22]})

[7]

<http://digital-agenda-data.eu/charts/compare-two-indicators/#chart={%22x-indicator-group%22:%22ict-skills&>

```
quot;,&quot;y-indicator-group&quot;:&quot;ebusiness&quot;,&quot;x-indicator&quot;:&quot;P_IUSE&quot;,&quot;y-  
indicator&quot;:&quot;e_empmd_gt20&quot;,&quot;x-breakdown&quot;:&quot;ent_sm_xfin&quot;,&quot;y-  
breakdown&quot;:&quot;ent_sm_xfin&quot;,&quot;x-unit-measure&quot;:&quot;PC_EMP&quot;,&quot;y-  
unit-measure&quot;:&quot;pc_ent&quot;,&quot;time-period&quot;:&quot;2013&quot;,&quot;ref-area&quot;:[  
8]
```

```
http://digital-agenda-data.eu/charts/compare-two-indicators-using-country-bubbles-sized-on-a-third-one#chart={&quot;  
t;x-indicator-group&quot;:&quot;research-and-development&quot;,&quot;y-indicator-group&quot;:&quot;research-  
and-development&quot;,&quot;x-indicator&quot;:&quot;FP7ICT_EC_funding&quot;,&quot;y-  
indicator&quot;:&quot;gbaord_ict&quot;,&quot;x-  
breakdown&quot;:&quot;orgclass_total&quot;,&quot;y-breakdown&quot;:&quot;TOTAL&quot;,&quot;x-unit-measure&q  
uot;:&quot;euro_x_million_of_GDP&quot;,&quot;y-unit-measure&quot;:&quot;pc_gbaord&quot;,&quot;time-  
period&quot;:&quot;2011&quot;,&quot;z-indicator-group&quot;:&quot;research-and-  
development&quot;,&quot;z-  
indicator&quot;:&quot;FP7ICT_EC_funding&quot;,&quot;z-breakdown&quot;:&quot;orgclass_sme&quot;,&quot;z-unit-m  
easure&quot;:&quot;pc_FP7ICT_EC_funding&quot;,&quot;ref-  
area&quot;:[&quot;AT&quot;,&quot;BE&quot;,&quot;BG&quot;,&quot;CY&quot;,&quot;CZ&quot;,&quot;DE&quot;,&quot;  
t;DK&quot;,&quot;EE&quot;,&quot;EL&quot;,&quot;ES&quot;,&quot;FI&quot;,&quot;FR&quot;,&quot;HU&quot;,&quot;H  
R&quot;,&quot;IE&quot;,&quot;IT&quot;,&quot;LT&quot;,&quot;LU&quot;,&quot;LV&quot;,&quot;MT&quot;,&quot;NL&  
quot;,&quot;PL&quot;,&quot;PT&quot;,&quot;RO&quot;,&quot;SE&quot;,&quot;SI&quot;,&quot;SK&quot;,&quot;UK&q  
uot;]}
```

```
[9]  
http://digital-agenda-data.eu/charts/maps-by-country#chart={&quot;indicator-group&quot;:&quot;internet-services&q  
uot;,&quot;indicator&quot;:&quot;i_iusnet&quot;,&quot;breakdown-  
group&quot;:&quot;byedu&quot;,&quot;breakdown&quot;:&quot;IO_2&quot;,&quot;unit-measure&quot;:&quot;pc_ind_i  
u3&quot;,&quot;ref-  
area&quot;:[&quot;BE&quot;,&quot;BG&quot;,&quot;CZ&quot;,&quot;DK&quot;,&quot;DE&quot;,&quot;EE&quot;,&quo  
t;IE&quot;,&quot;EL&quot;,&quot;ES&quot;,&quot;FR&quot;,&quot;HR&quot;,&quot;IT&quot;,&quot;CY&quot;,&quot;L  
V&quot;,&quot;LT&quot;,&quot;LU&quot;,&quot;HU&quot;,&quot;MT&quot;,&quot;NL&quot;,&quot;AT&quot;,&quot;PL  
&quot;,&quot;PT&quot;,&quot;RO&quot;,&quot;SI&quot;,&quot;SK&quot;,&quot;FI&quot;,&quot;SE&quot;,&quot;UK&q  
uot;],&quot;time-period&quot;:&quot;2013&quot;}
```

```
[10]  
http://digital-agenda-data.eu/charts/compare-the-evolution-of-two-indicators#chart={%22x-indicator-group%22:%22in  
ternet-usage%22,%22x-indicator%22:%22i_iday%22,%22x-breakdown%22:%22IND_TOTAL%22,%22x-unit-  
measure%22:%22pc_ind%22,%22y-indicator-group%22:%22ecommerce%22,%22y-  
indicator%22:%22i_blt12%22,%22y-breakdown%22:%22IND_TOTAL%22,%22y-  
unit-measure%22:%22pc_ind%22,%22ref-area%22:%22DK%22}
```

```
[11] https://ec.europa.eu/info/departments/communications-networks-content-and-technology_en
```