

# Electronic Exchange of Social Security Information (EESSI)

The Electronic Exchange of Social Security Information (EESSI) DSI is a central platform to which national social security institutions connect to exchange information between each other. The exchanged information covers all 8 branches of social security coordination, which are sickness benefits, accidents at work and occupational disease benefits, family benefits, old-age pensions, pre-retirement and invalidity benefits, unemployment benefits. The institutions use the system to route structured electronic documents to their counterparties following agreed business processes (also known as "Business Use Cases").

The EESSI initiative aims to improve the cross-border communication between the national social security institutions of 32 countries (EU Member States, the United Kingdom, Iceland, Norway, Liechtenstein and Switzerland), by supporting an efficient transition to electronic exchange of data in order to reduce the period of co-existence of digital exchange with current paper procedures, and by increasing overall efficiency in social security coordination activity. The EESSI received funding through the CEF Telecom Programme for two work strands (i.e. the Core Service Platform and the Generic Services projects) aiming to support financially its implementation in Member States and EFTA/EEA countries associated to the programme (i.e. Iceland and Norway).

The Core Service Platform consists in a messaging and information transmission platform composed by a Central Service Node maintained by the European Commission, access points and the Reference Implementation of a National Application (RINA). The Central Service Node is the hub hosting the Directory service of all EESSI social security institutions, orchestrating the exchanges and providing the repository of the BUCs for all 8 domains of social security coordination. The access points offer the basis of reliable and secure transport and messaging between EU and EEA countries associated to the programme as well as the intelligent routing feature (allowing the messages to reach the right destination). RINA is a case management portal reference implementation offering multiple services such as management of social security coordination cases, enforcing the specific sectorial business processes in an effort to avoid delays, errors and lack of information in processing of social security coordination cases. Member states and participating countries, can also develop alternative implementations based on this reference architecture will be interoperable by default with RINA, hence fulfilling the cross border interoperability intended by the EESSI.

Also, training material and training activities (IT training and business training for trainers) for EU and EEA countries associated to the programme are prepared in the context of the Core Service Platform.

The deployment of Generic Services in EU and EEA countries associated to the programme consists in the acquisition of software and hardware for the integration of EESSI components (e.g. access points and national applications) in their national IT systems. Depending on the national setting, Generic Services can cover the whole country or only certain branches of social security.

The EESSI is supporting the Member States to become compliant with Regulations (EC) No. 883/2004 and 987/2009 for the coordination of social security systems, which establish the obligation for the participating countries to exchange social security coordination data electronically after a transition phase.

[LEARN MORE](#)

## Highlights



### Generic Services Projects

**€33.6 million** in **26** Member States, Iceland and the United Kingdom. **35 Generic Services Projects** have been awarded to EESSI



### Deployment

Since 2019, **all the Member States** are connected to the Central Service Node through access points.



### Use

Since 2018, **38,653,575 messages** have been exchanged between national social security institutions of different countries.

More info on the Generic Services:

[HaDEA](#)

## Indicators

The dashboard presents the state of play for both Core Service Platform and Generic Services by **Q4 2022**, when all projects have been concluded.

### Uptake

32

countries\* connected to the Central Service Node

13

countries\* implemented all Business Use Cases

48,077,011

transactions through access points (e.g. family benefits)

32

countries\* received EESSI trainings from the European Commission

5,413

social security institutions in countries\* can share information through EESSI

### Service Availability

100%

Average uptime of the Central Service Node

### Financial Monitoring

€ 19,500,000

CEF Core Service Platform funding

€ 33,605,244

CEF funding through Generic Services Projects

### CEF Building Blocks reused by EESSI

EESSI is reusing eDelivery, eID, eSignature and eTranslation CEF Building Blocks

\* The mention "**country(ies)**" refers to "EU Member States and EEA countries associated to the CEF programme".

# Indicators

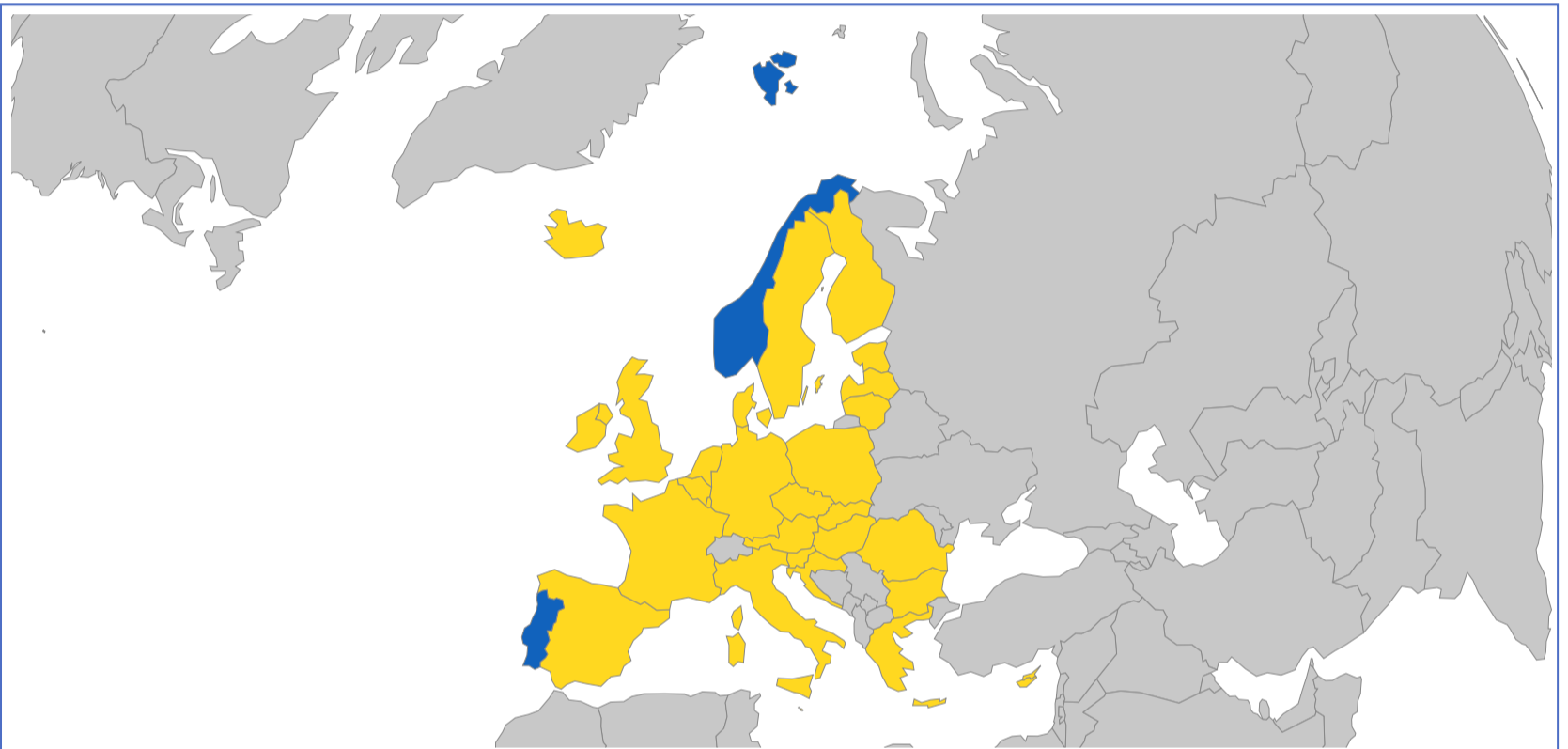
## EESSI dashboard > Uptake > Member States connected to the Central Service Node

This indicator measures the number (at the time of yearly data collection) of:

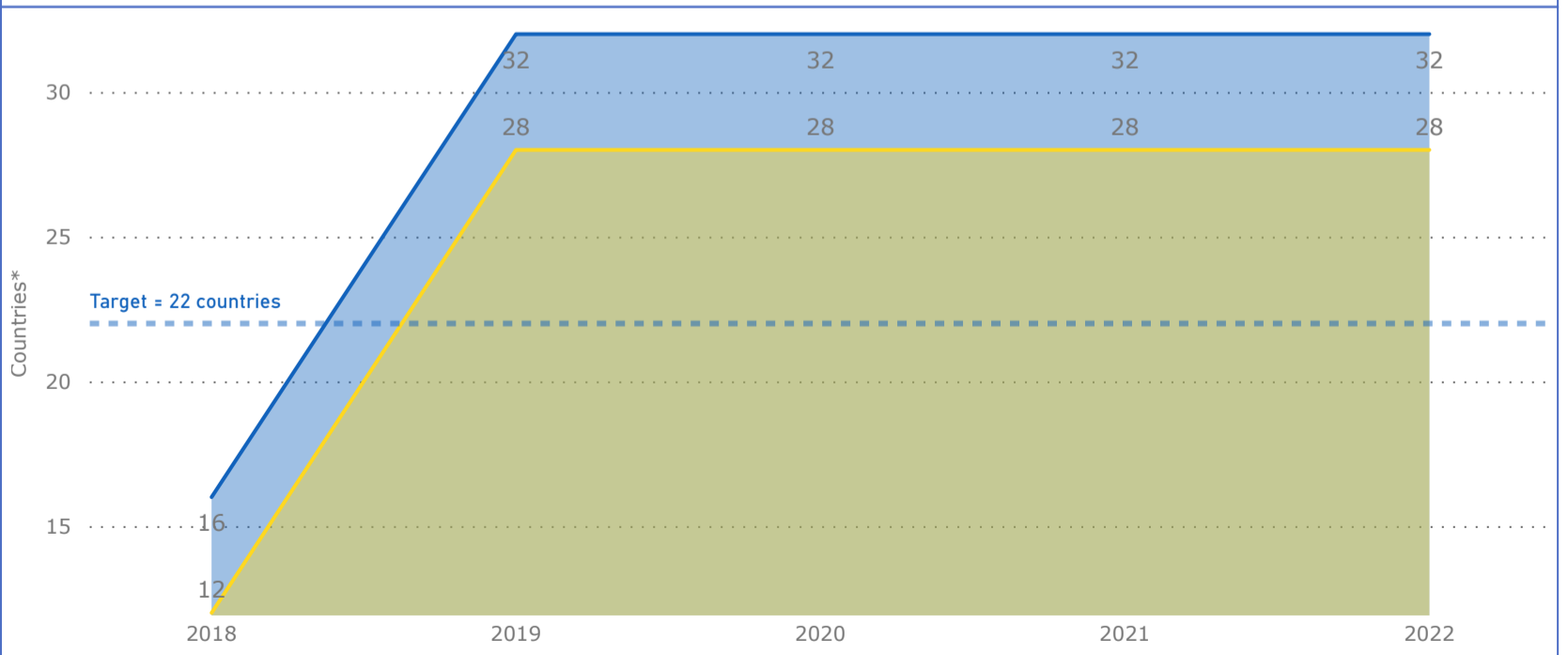
- **Countries\*** connected to the Central Service Node using access points,
- **Countries\*** connected to the Central Service Node using access points, **with the support of the CEF Telecom Generic Service Projects.**

The **Central Service Node** is a central component in the EESSI ecosystem. It is used to store EESSI artefacts like the data model and supports the synchronisation of those artefacts with access points (one or more per country) and Reference Implementation of a National Application (RINA).

The **access points** offer the basis of reliable and secure transport and messaging between Member States as well as the intelligent routing feature (allowing the messages to reach the right destination).



**Target**  
**22 countries\*** with access points connected to the Central Service Node, by the time all CEF funded projects are implemented.



\* The mention "**country(ies)**" refers to "EU Member States and EEA countries associated to the CEF programme".

\*\* The boundaries shown and the designations used on the map do not imply official endorsement or acceptance by the European Union. The designations employed and the presentation of material on the map do not imply the expression of any opinion whatsoever on the part of the European Union concerning the legal status of any country, territory or area or of its authorities, or concerning the delimitation of its frontiers or boundaries.

## EESSI dashboard > Uptake > Member States that implemented all the BUCs

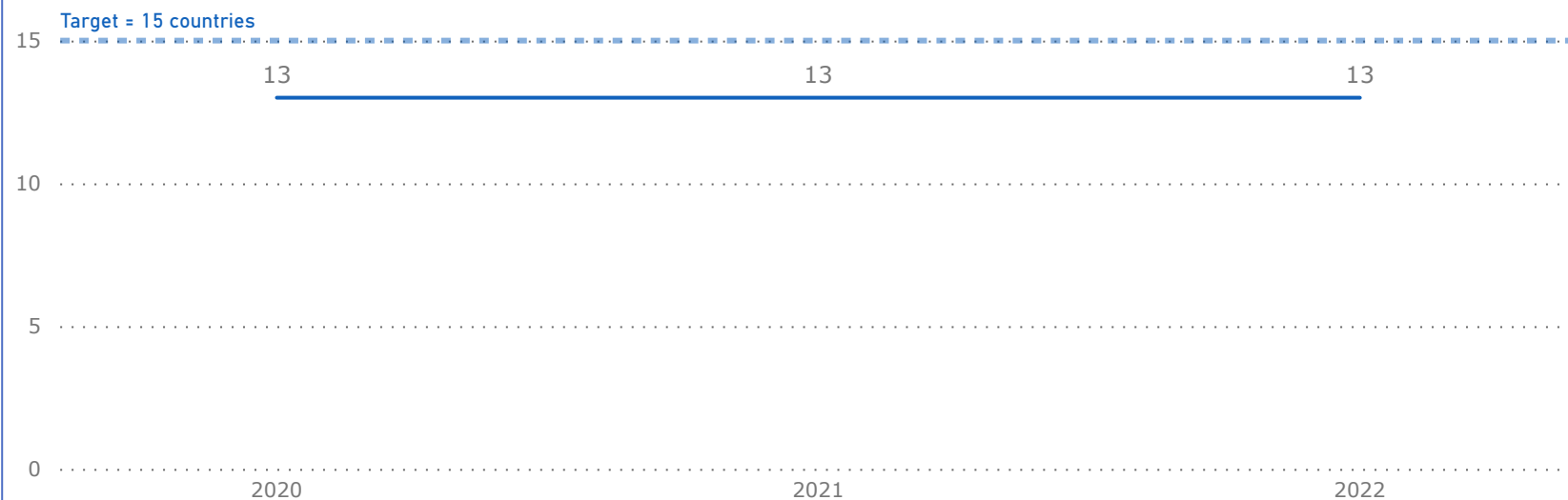
This indicator measures the **number of countries\* that implemented all 99 Business Use Cases (BUCs)** at the time of yearly data collection.

A BUC is the sequence of steps to be followed to deal with a case in a certain social security domain. A BUC is considered as "implemented" when the national IT system is able to process a case according to the sequence of steps and the rules defined in this BUC.

EESSI has 99 BUCs covering all 8 social security domains, which are sickness benefits, accidents at work and occupational disease benefits, family benefits, old-age pensions, pre-retirement and invalidity benefits, unemployment benefits.

### Target

**15 countries\*\* having implemented all 99 BUCs**, by the end of 2020.



\* The mention "**country(ies)**" refers to "EU Member States and EEA countries associated to the CEF programme".



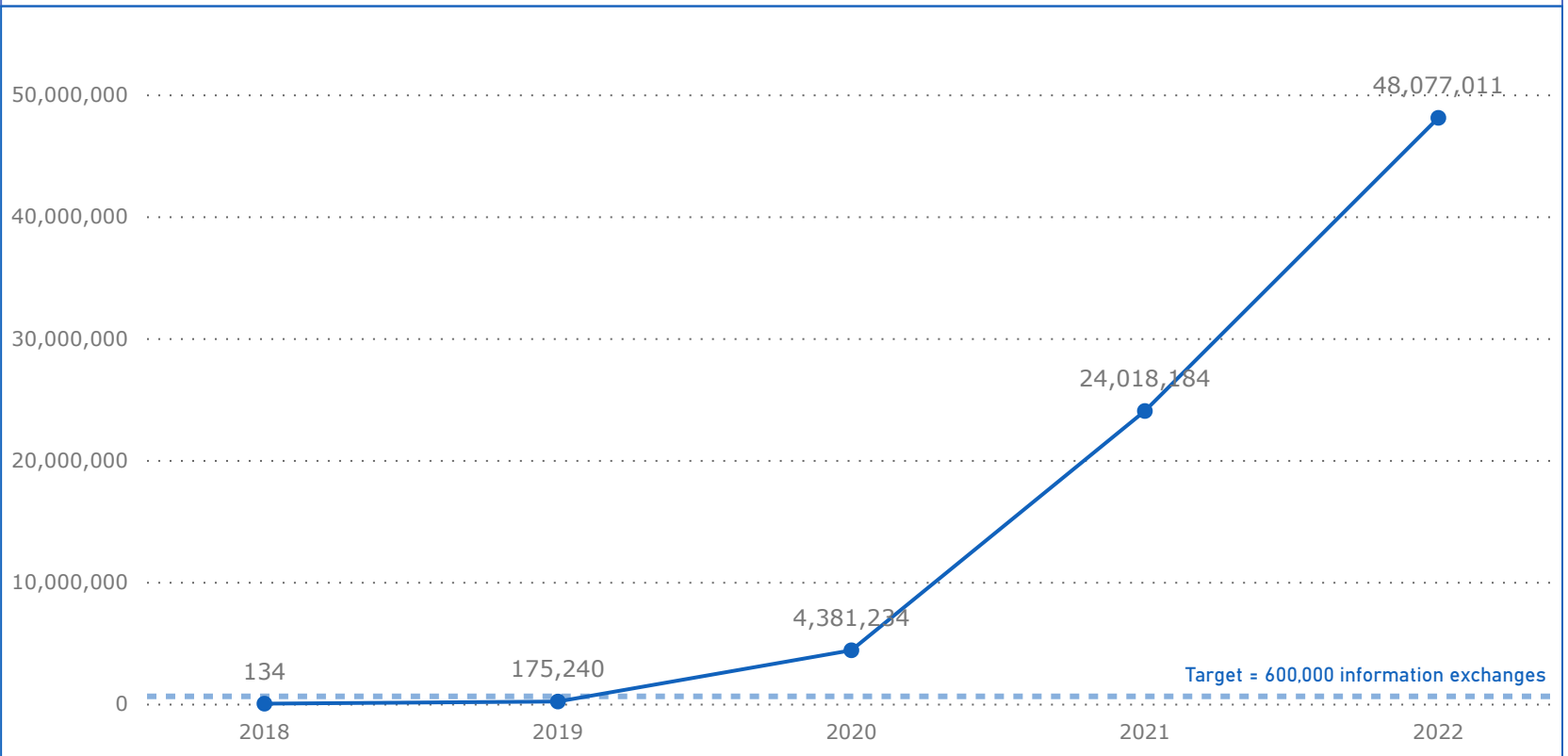
## EESSI dashboard > Uptake > Messages through access points

This indicator measures the number of **cross-border social security messages exchanged** between national social security institutions. The baseline for this number is the operational launch of the EESSI infrastructure in Q3 2018 (58 information exchanges).

The indicator considers information exchanges as **messages through the eDelivery access points**. The exchanged information covers all branches of social security coordination, such as sickness benefits, accidents at work and occupational disease benefits, family benefits, old-age pensions, pre-retirement and invalidity benefits, unemployment benefits.

### Target

**600,000 messages exchanged**, by the end of 2020.

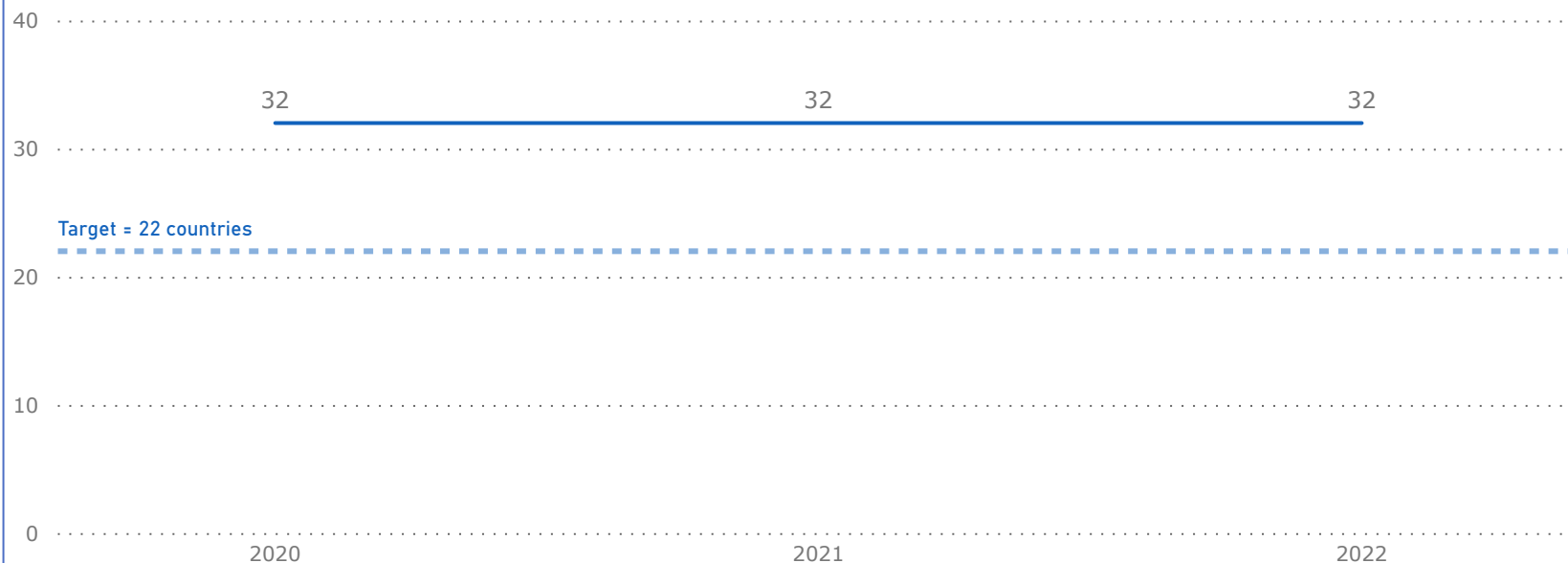


## EESSI dashboard > Uptake > Member States which received EESSI trainings

This indicator measures the cumulative number of **countries\* that received trainings on the implementation and use of EESSI, from the European Commission**. The baseline for this number is the operational launch of the EESSI infrastructure in Q3 2018 (0 country).

### Target

**22 countries\* provided with trainings by the European Commission**, by the end of 2020.

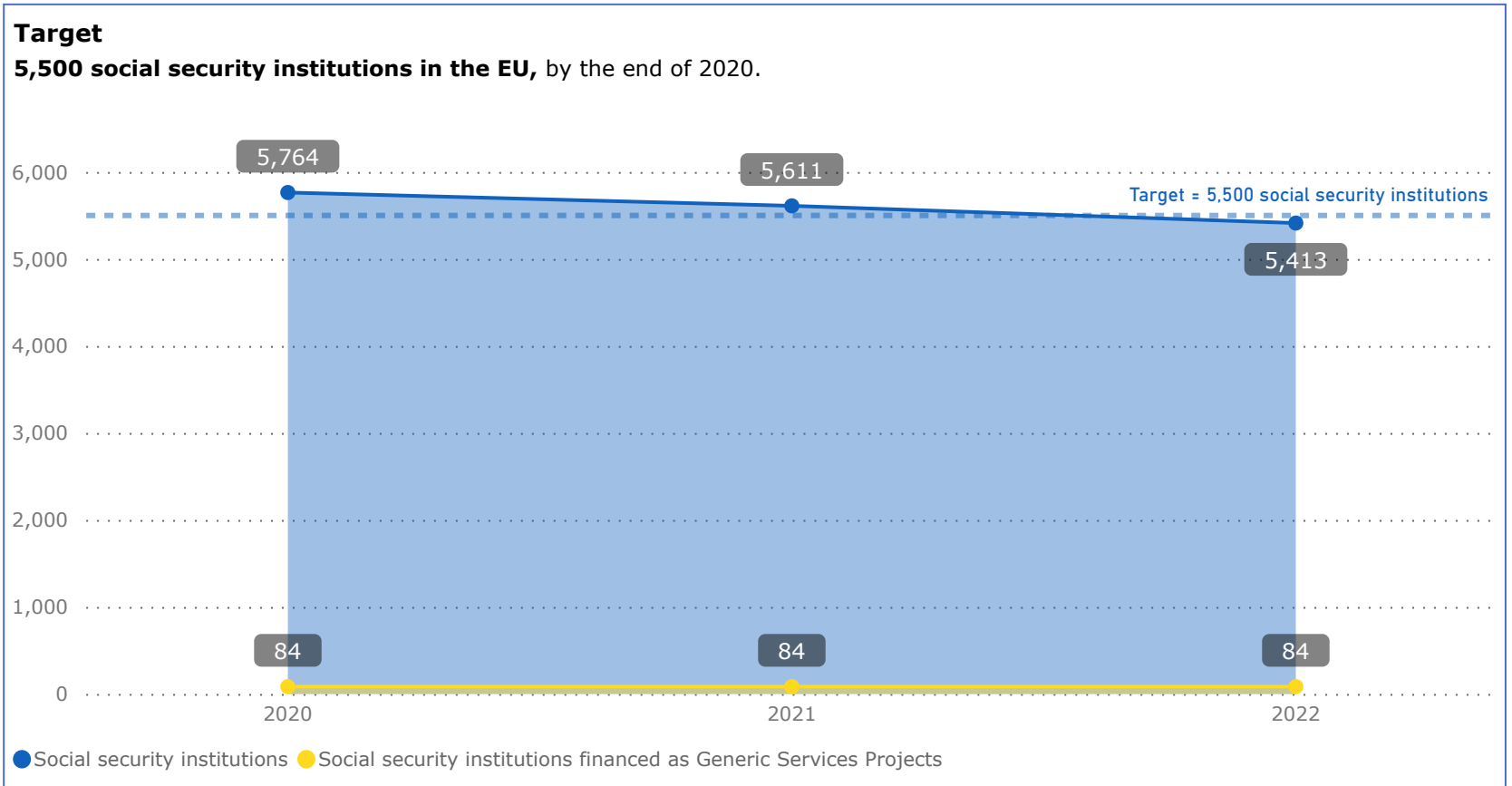


\* The mention "**country(ies)**" refers to "EU Member States and EEA countries associated to the CEF programme".



## EESSI dashboard > Uptake > Institutions that share social security information through EESSI

This indicator measures the number of **social security institutions** in countries\* **that can share social security information through EESSI** at the time of yearly data collection. The number of social security institutions financed as **Generic Services Projects** that can share social security information through EESSI at the time of yearly data collection is also reported.



\* The mention "**country(ies)**" refers to "EU Member States and EEA countries associated to the CEF programme".

# EESSI Milestones

All the **EESSI** milestones defined within the CEF Monitoring framework were successfully achieved. A detailed overview of the milestones can be found in the table below.

Milestone title	Start date	End date	% complete	Status
AP March Hotfix	01 January 2018	28 March 2018	100	Completed
AP March Hotfix	01 January 2019	28 March 2019	100	Completed
AP Nov 2018 Release	29 March 2018	30 November 2018	100	Completed
AP Nov 2019 Release	29 March 2019	30 November 2019	100	Completed
AP post PRR Development	11 April 2017	22 December 2017	100	Completed
AP PRR Development	04 January 2016	10 April 2017	100	Completed
Aplication Architecture	01 October 2014	28 February 2017	100	Completed
Business Analysis	01 October 2014	28 June 2017	100	Completed
CSN March Hotfix	01 January 2018	28 March 2018	100	Completed
CSN March Hotfix	01 January 2019	28 March 2019	100	Completed
CSN Nov 2018 Release	29 March 2018	30 November 2018	100	Completed
CSN Nov 2019 Release	29 March 2019	30 November 2019	100	Completed
CSN post PRR Development	01 April 2017	22 December 2017	100	Completed
CSN PRR Development	04 January 2016	31 March 2017	100	Completed
Information Architecture	04 January 2016	21 June 2017	100	Completed
Information Architecture	01 January 2018	30 November 2018	100	Completed
Q4 2019: Yearly Release	01 March 2019	29 November 2019	100	Completed
Q4 2020: Yearly Release	01 March 2020	18 December 2020	100	Completed
Q4 2021: Yearly Release	01 March 2021	18 December 2021	100	Completed
Q4 2022: Yearly Release	01 March 2022	18 December 2022	100	Completed
RINA March Hotfix	01 January 2018	28 March 2018	100	Completed
RINA March Hotfix	01 January 2019	28 March 2019	100	Completed
RINA Nov 2018 Release	29 March 2018	30 November 2018	100	Completed
RINA Nov 2019 Release	29 March 2019	30 November 2019	100	Completed
RINA post PRR Development	24 May 2017	22 December 2017	100	Completed
RINA PRR Development	02 June 2014	30 June 2017	100	Completed
Security	23 January 2016	30 June 2018	100	Completed
Transition	01 September 2015	31 December 2019	100	Completed