

#3 Implementers Café:eID and OOTS Projectathon Registration

Useful information about the reuse of eIDAS eID in the context of the Once-Only Technical System and another opportunity for participants to prepare their participation in the 2023 OOTS Projectathon series.

31 January 2023, 09:30 – 12:15 CET



Today's agenda...

1 Welcome and Introduction - 9:30-9.40

Thomas Fillis (DIGIT-EXT) and Alice Vasilescu (DIGIT-EXT)

2 eID & OOTS implementation - 9:40-10:10

Apostolos Tolis Apladas (DIGIT)

3 UX recommendations eID - 10:10-10:25

Nils McGrath (DIGIT-EXT)

4 National experiences with eID - 10:25-10:50

Herbert Leitold (AT), Andrea Spallacci (IT), Hans van der Burght, Ivar Vennekens and Aleksandar Simsic (NL)

Q&A

5 Projectathon registration process - 11:00-11:45

Maarten Daniels (DIGIT-EXT), Thomas Fillis (DIGIT-EXT), Anne-Gaëlle Berge (Kervel)

Q&A

6 Wrap-up - 12.00

Thomas Fillis (DIGIT-EXT)

Instructions for this live webinar:

When in doubt, write in the chat – our team are there to help

This is an interactive session. There will be time for questions and answers throughout the session via the chat.



Klick “Connect audio” to hear the presenters and please mute your microphones when not speaking.



Please note this webinar will be recorded and made available to you, but is not published publicly.

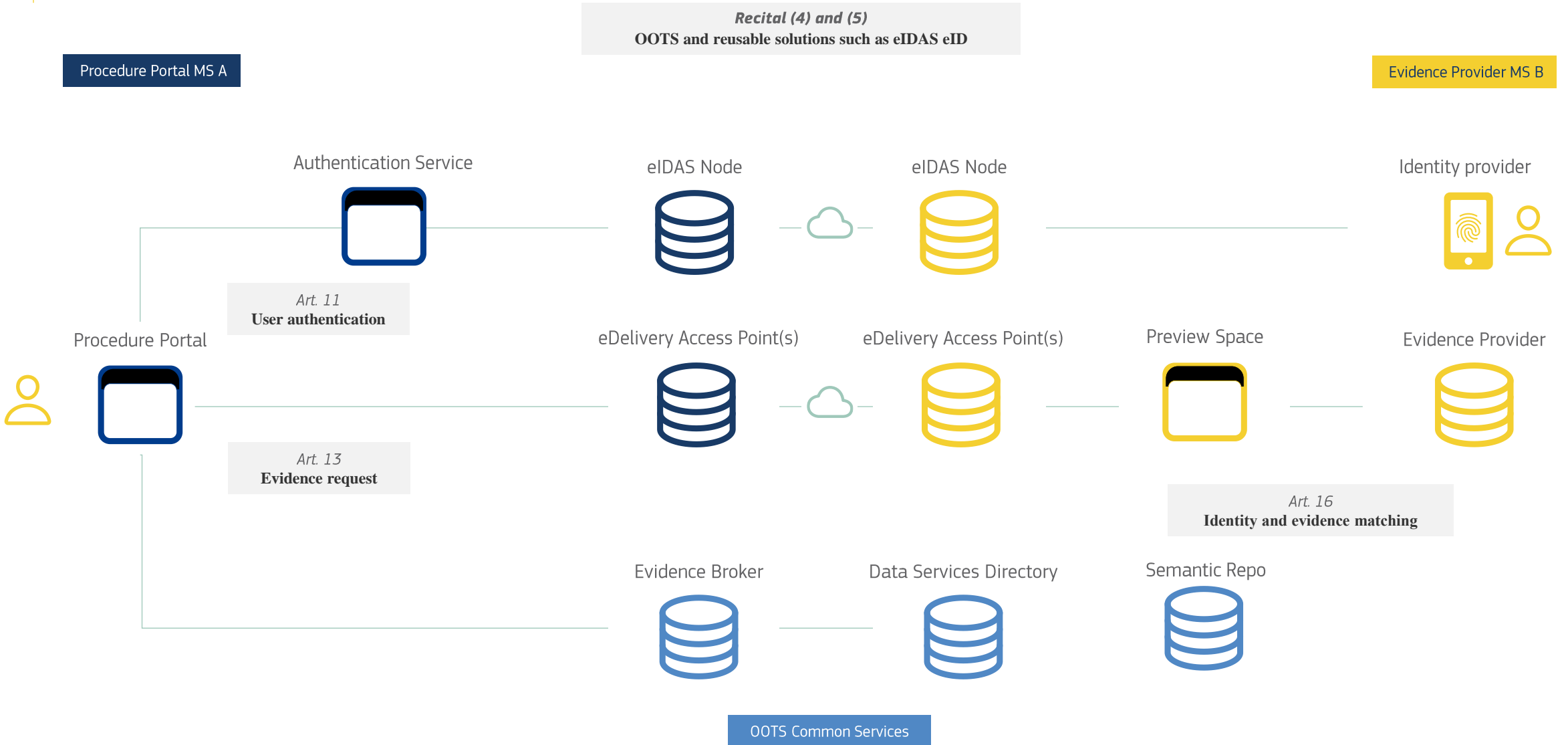


OOTS architecture and eID

Alice Vasilescu



OOTS architecture and eID



eID & OOTS implementation

Apostolos Tolis Apladas





DIGITAL eID

General Introduction, 2023



The eIDAS Regulation*

The eIDAS Regulation provides a **predictable regulatory environment** to enable **secure** and **seamless** electronic interactions between businesses, citizens and public authorities...

* [\(eIDAS\) Regulation on electronic identification and trust services](#)



The eIDAS Regulation and eID

Key elements

Introduces the **mutual recognition** of nationally-issued eID schemes:

- to access public services (mandatory), and
- to access private services (voluntary)

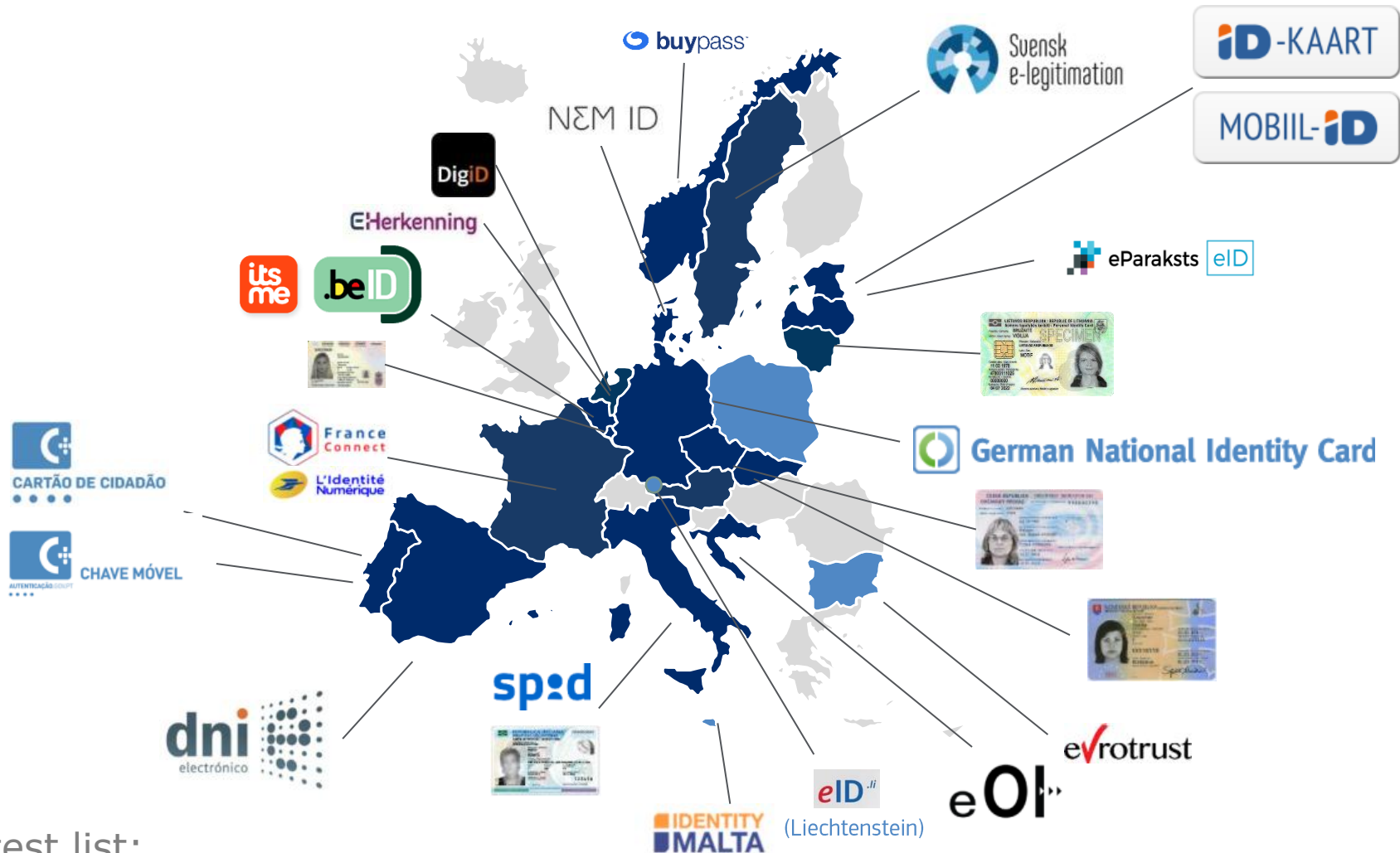
These eID schemes must be **notified** by a Member State (pre-notification, peer review, notification)



Notified eID schemes

27 notified eID and 2 pre-notified schemes across 22 Member States

- Notified
- Pre-notified



Access the latest list:
<https://ec.europa.eu/digital-building-blocks/wikis/x/iw3oAg>

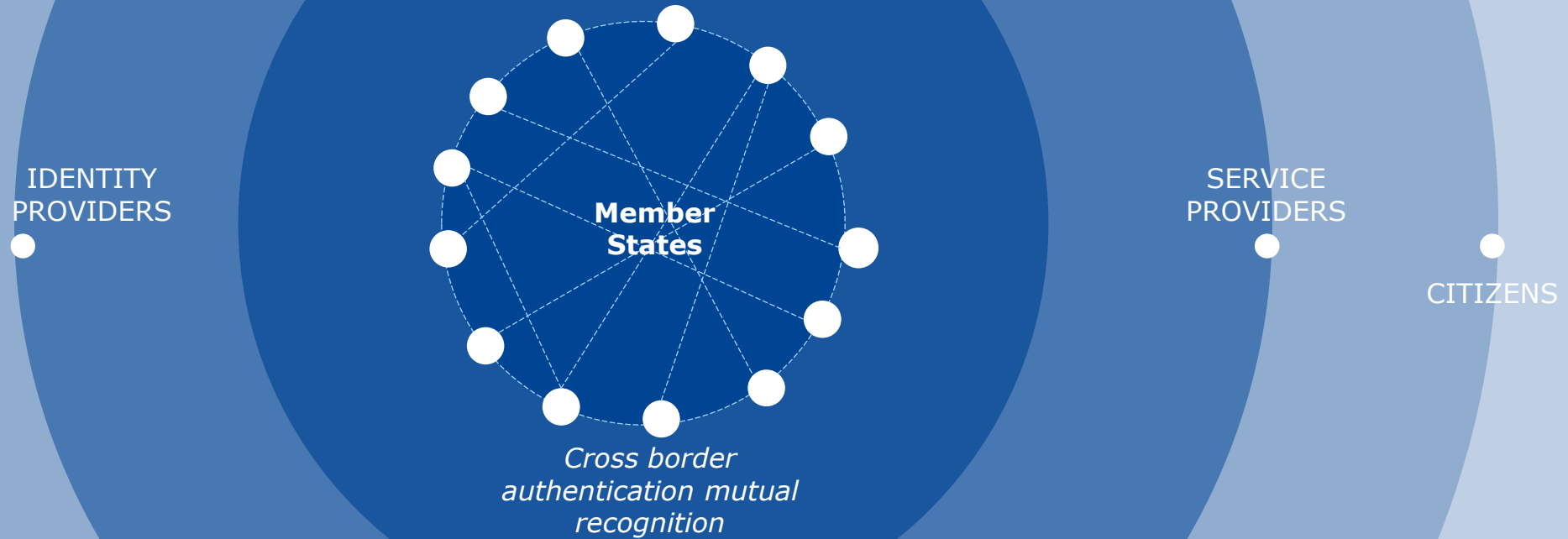
Examples of services available with notified eIDAS eIDs



And many more...

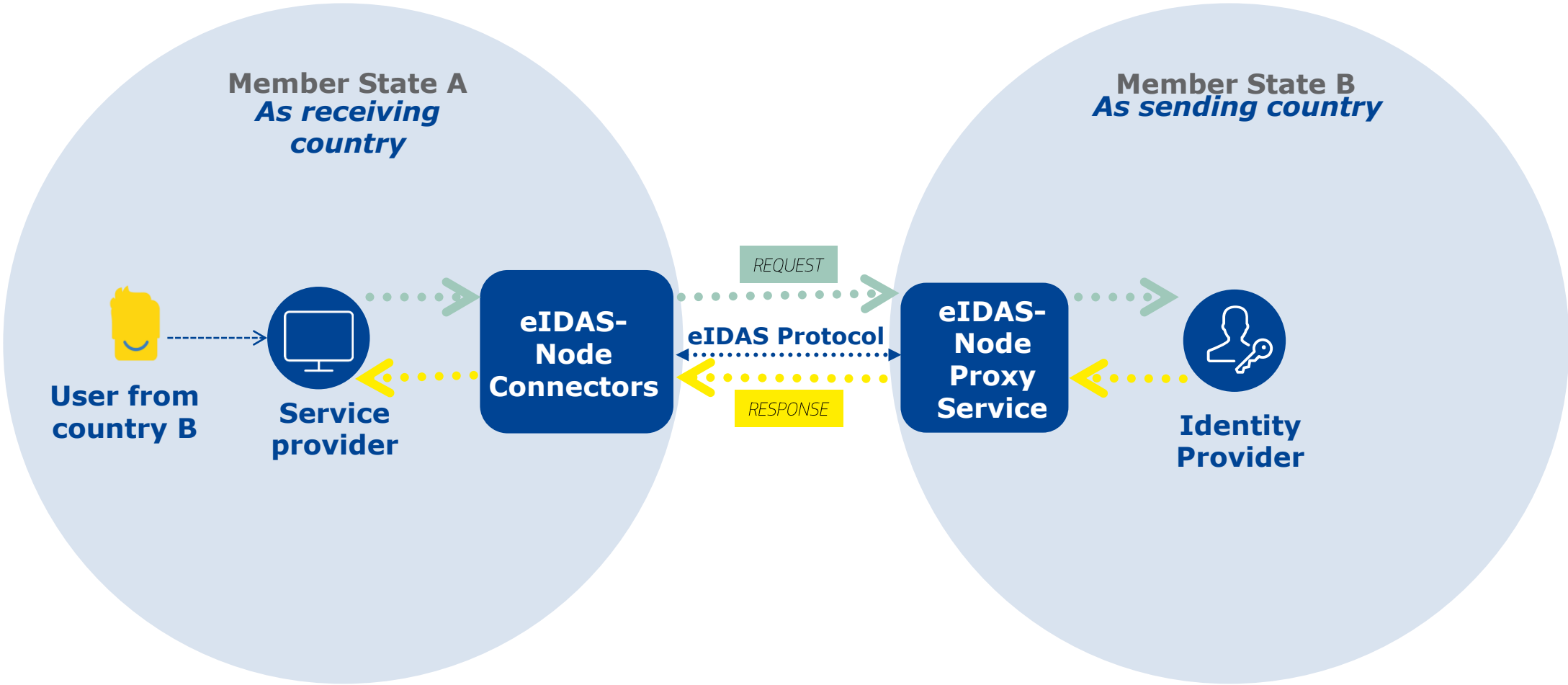
eID ecosystem

network of eIDAS-Nodes connects service providers in one MS with identity providers in another MS



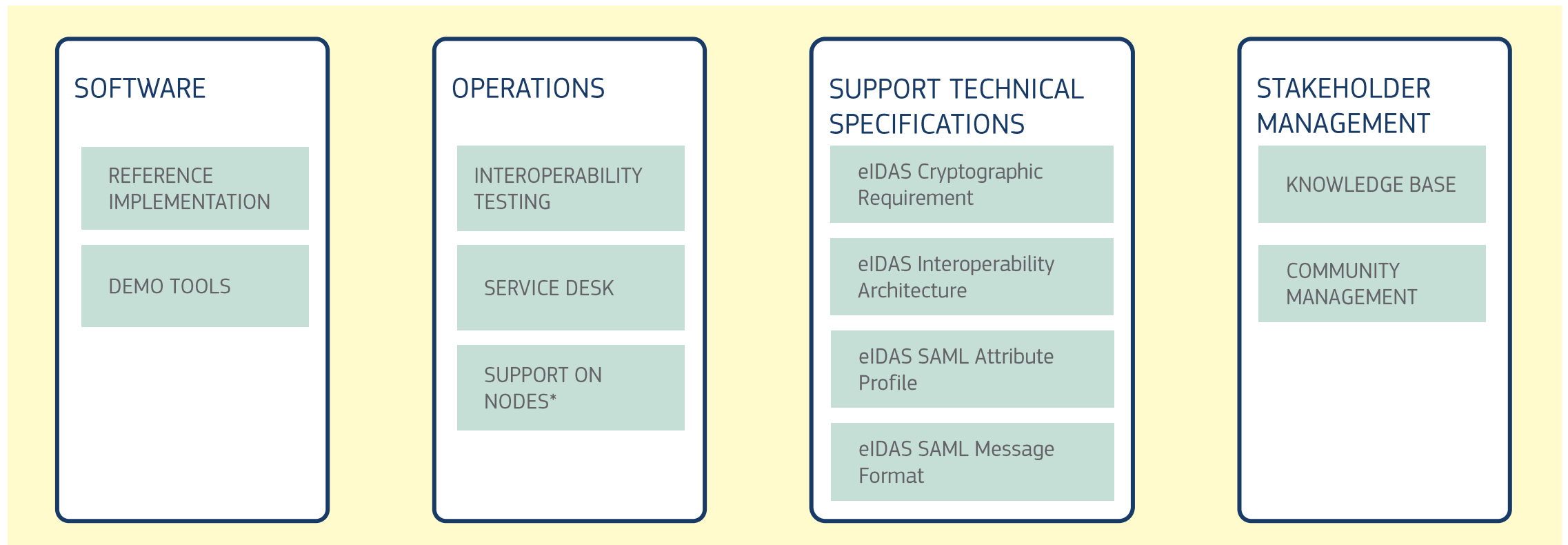
eIDAS architecture

The eIDAS-Nodes, based on EU standards, enable national eID schemes to be recognised in other countries



The EC and the eIDAS nodes

The core services provided by the European Commission are related to the eIDAS-Nodes



*e.g. nodes integrators contact details, certificates updates and EU Login support

Member States and the eIDAS-Nodes

Member States are responsible for the implementation and operation of their national eIDAS-Nodes

Provision of an eIDAS-Node

Member States can create their eIDAS-Node through:

- **Re-use**, in whole or in part, of the **eIDAS reference implementation** provided by the Commission
- **Own-implementation** based on the eIDAS technical specifications.

Connection to an eIDAS-Node

All organisations that need to exchange information over the eIDAS network must connect to their national eIDAS-Node:

- **Service providers** (relying parties)
- **Notified eID scheme**
- **EU Login onboarding**

Network of Single Points of Contact (SPOC)

A SPOC has been designated in every Member State. This is the first point of contact for organisations wishing to connect to the eIDAS network.

The list of SPOCs can be found [here](#)*

** Soon, SPOCs will be notified and displayed in the [eIDAS Dashboard](#).*

eID Roadmap (2020-2023)

V2.5

Alignment with Technical Specifications 1.2
Nov 2019 – Dec 2020



V2.6 Pre-release

HSM Support
Nov 2020 – Nov 2021



Testing

By Member States
Nov 2021 – Feb 2021



V2.6 Release

Mar – Apr 2022



V2.7 Pre-release

- Split of the Node
- Improvements of error handling
- Removal of Technical Specifications 1.1
- ...

Nov 2021 – Mar 2023 **or**



Nov 2021 – Apr 2023 with new Common Attributes



Support of Ukraine



V2.7 Testing

- By Member States
 - External pentests
- Apr – mid-May 2023 **or**



May – mid-Jun 2023 with new Common Attributes



V2.7 Release

Mid-May – Jun 2023 **or**



Mid-Jun – Jul 2023 with new Com Attr.



V2.8 Pre-release

Technical Specifications 1.3
Apr/May 2023 - ?



2020

2021

2022

2023

Collaboration with Ukraine



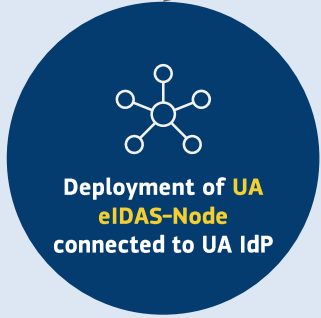
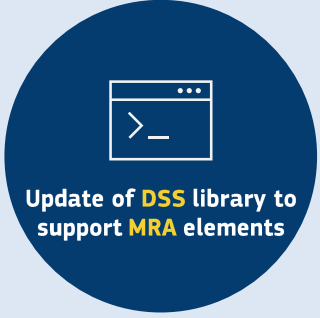
Collaboration with Ukraine (UA)

Context

Formal request
received from the
Ukrainian
Government to :

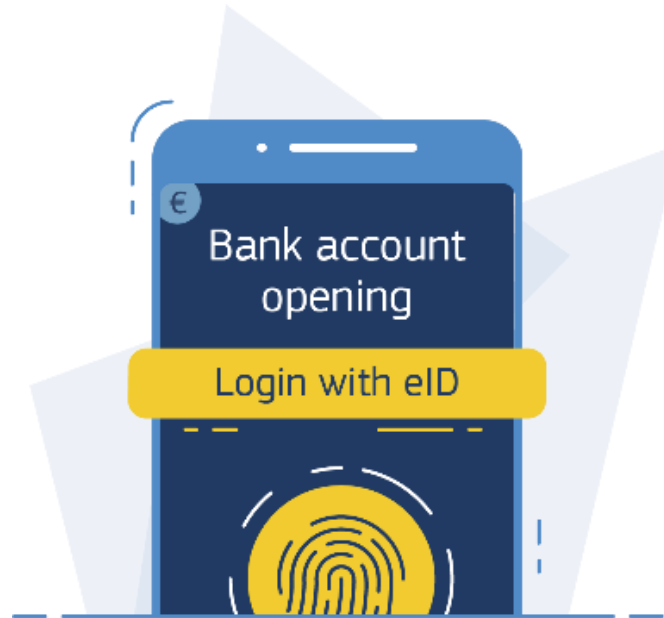


**Technical
means**
deployed **by EC:**



Using DIGITAL eID as a service provider

Connecting to your national eIDAS-Node



eID

Allow citizens to prove who they are across borders



- Find out more about eID on the [DIGITAL eID webpages](#)
- Integrate your service with the **national eIDAS-Node**



UX recommendations eID

Nils McGrath



National Experiences with eID

Herbert Leitold (AT)

Andrea Spallacci (IT)

Hans van der Burght, Ivar
Vennekens and Aleksandar
Simsic (NL)



A-SIT

ID Austria



Herbert Leitold

Table of Content

- › eID: Core Principles and Functions
- › History: Citizen Card and Mobile Signature
- › Current: Mobile First, ID Austria
- › Plans wrt. EUDI Wallet

Core Principles

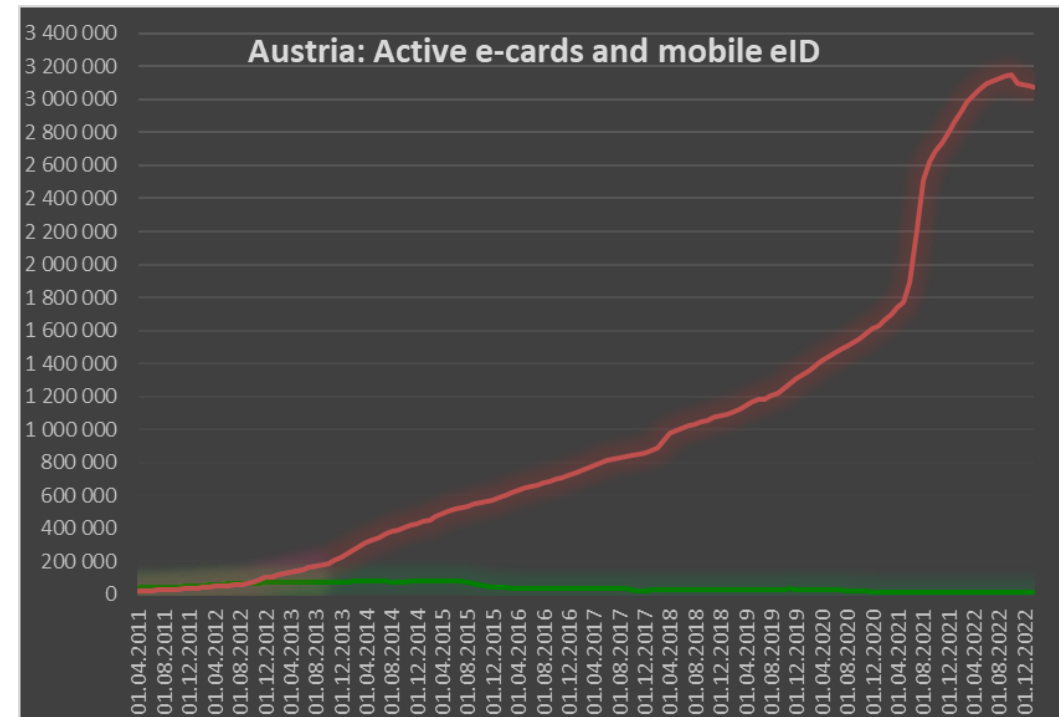
- › Usable for public and private services
 - › 350+ applications
- › Voluntary and free of charge
 - › For citizens
 - › For services (public and private)
- › Technology neutral
 - › Started 2005 with smartcards or mobile phone
 - › Relaunch 2020 pre-dominantly mobile (full transition 2023)

Core Functions – *from the beginning 2005*

- › Unique and persistent identification
 - › Rooted in Population Register or Supplementary Register
 - › Sector-specific identifiers for enhanced privacy
- › Qualified electronic signatures
 - › Already during login, but also for forms and transactions
 - › „Security Baseline“ of technical requirements
- › Electronic representation, mandates
 - › Between natural or natural and non-natural persons
 - › Bilateral or based on authentic sources

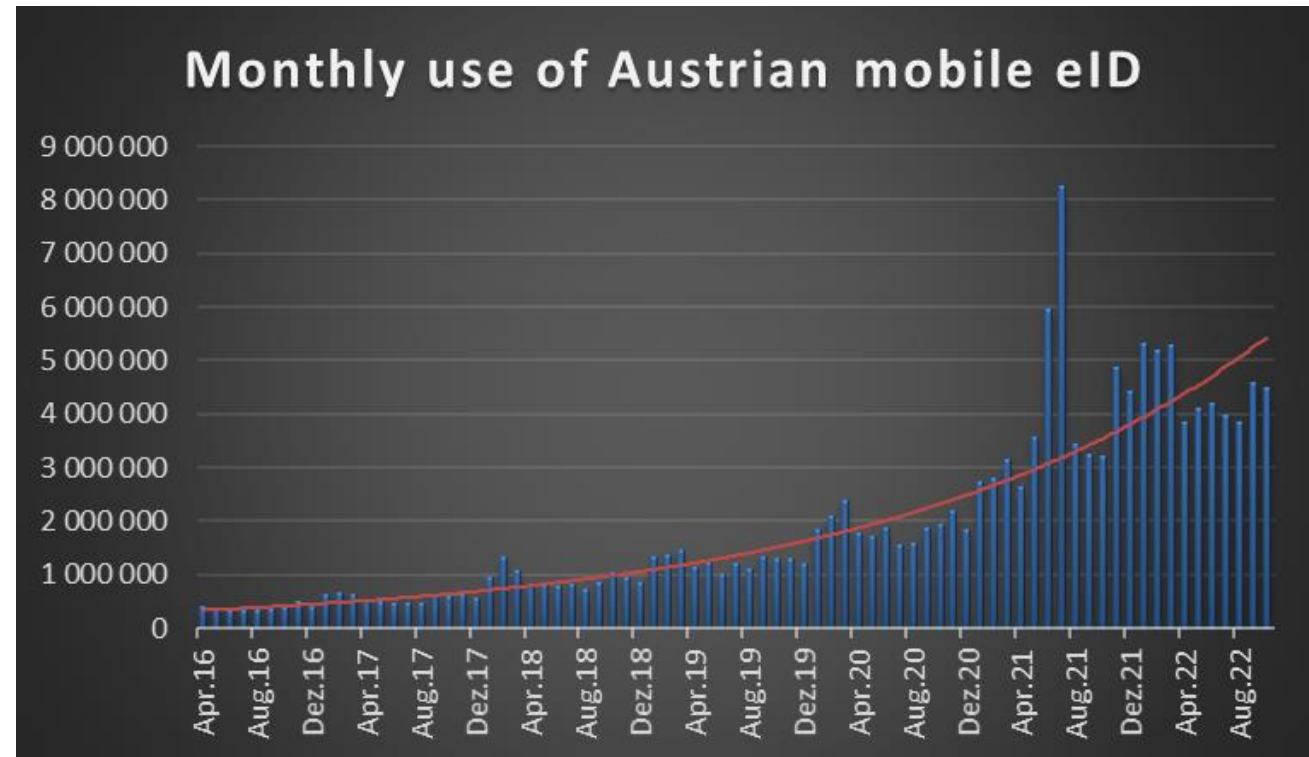
Active eIDs – mobile vs. smartcards

- › Active users “old system”
 - › 3.1 mio. active mobile
 - › Less than 100 k smart-cards
- › Active users “new system”
 - › 700 k (still in pilot phase)
- › About 3 k activations per day
 - › Peaks of 30 k per day
(Covid vaccination cert.,
introduction of mobile driving license)

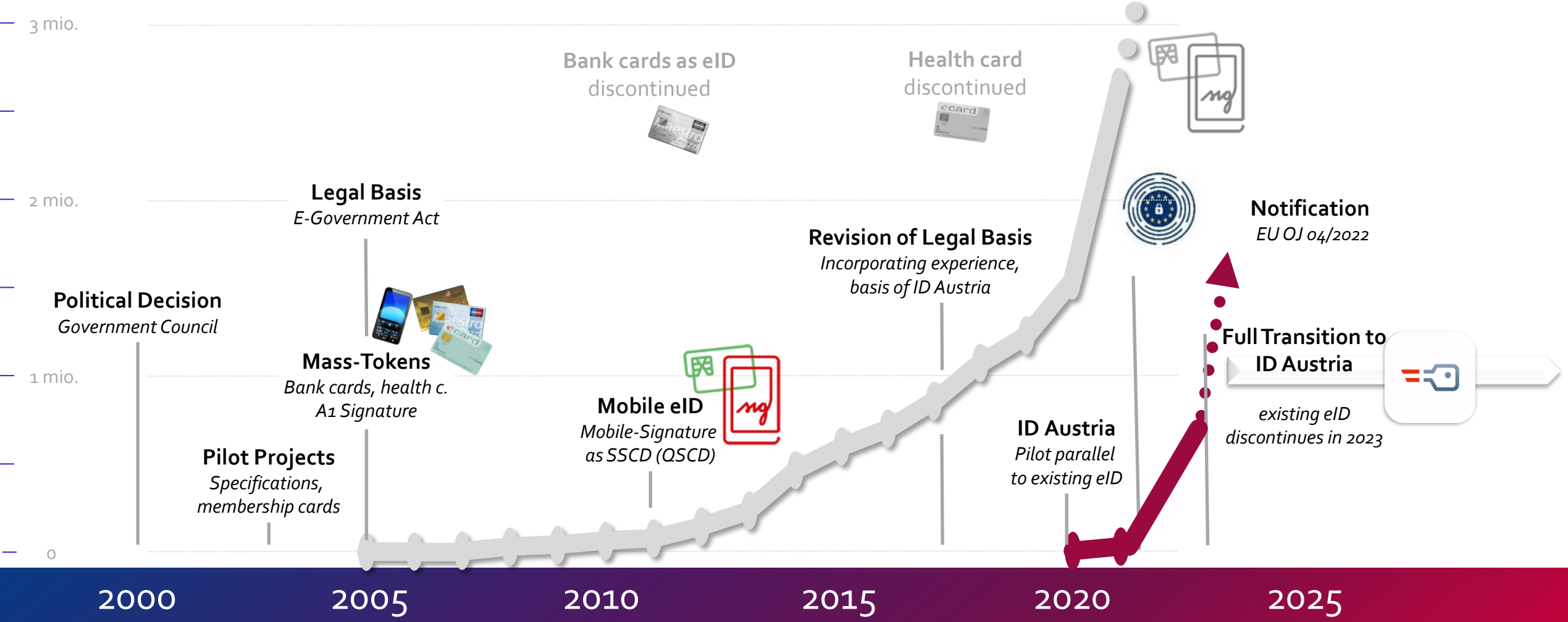


Monthly Use

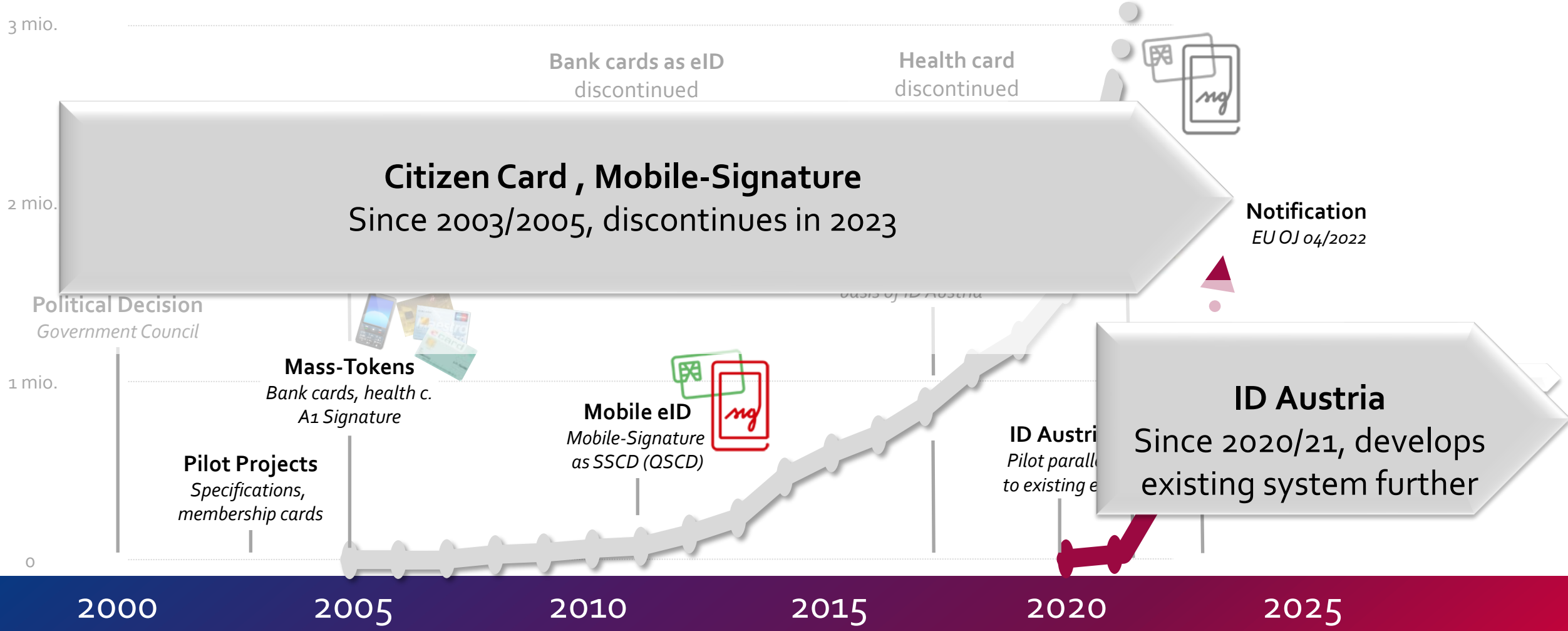
- › Highest activity in January to April
- › Peaks during Covid



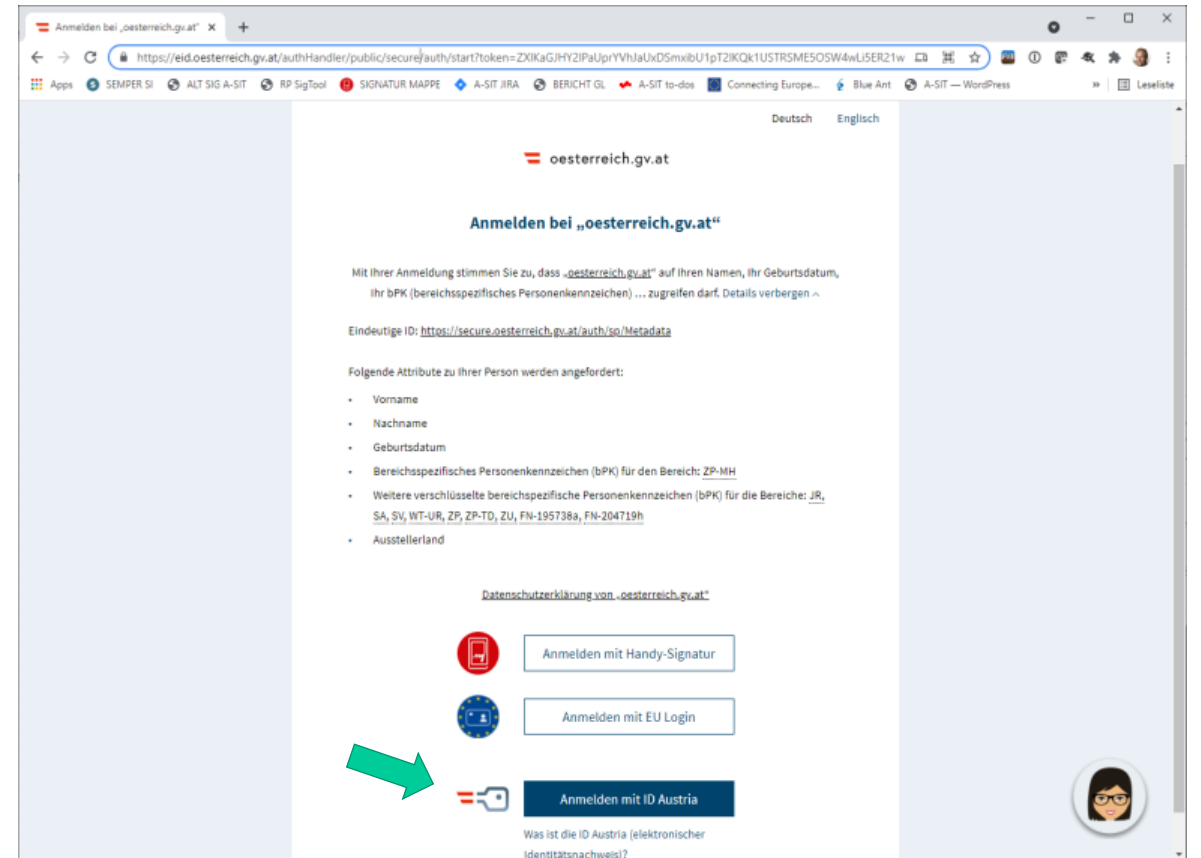
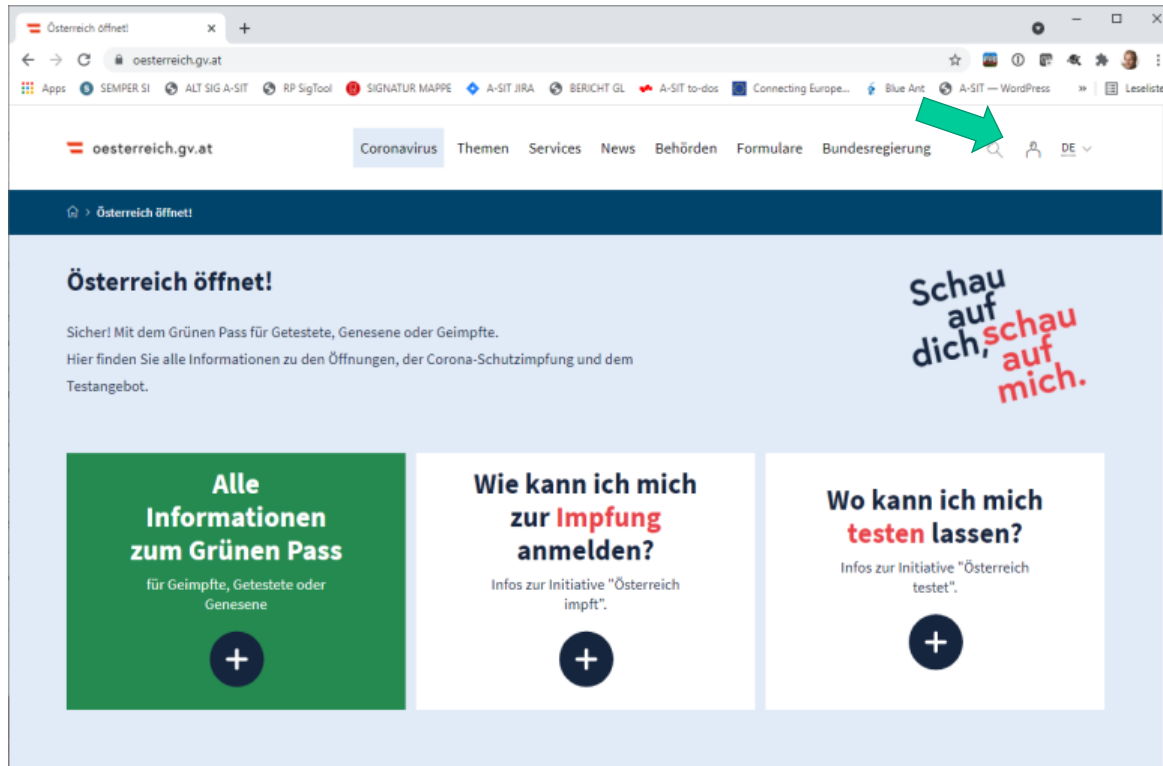
Development of eID in Austria



Development of eID in Austria

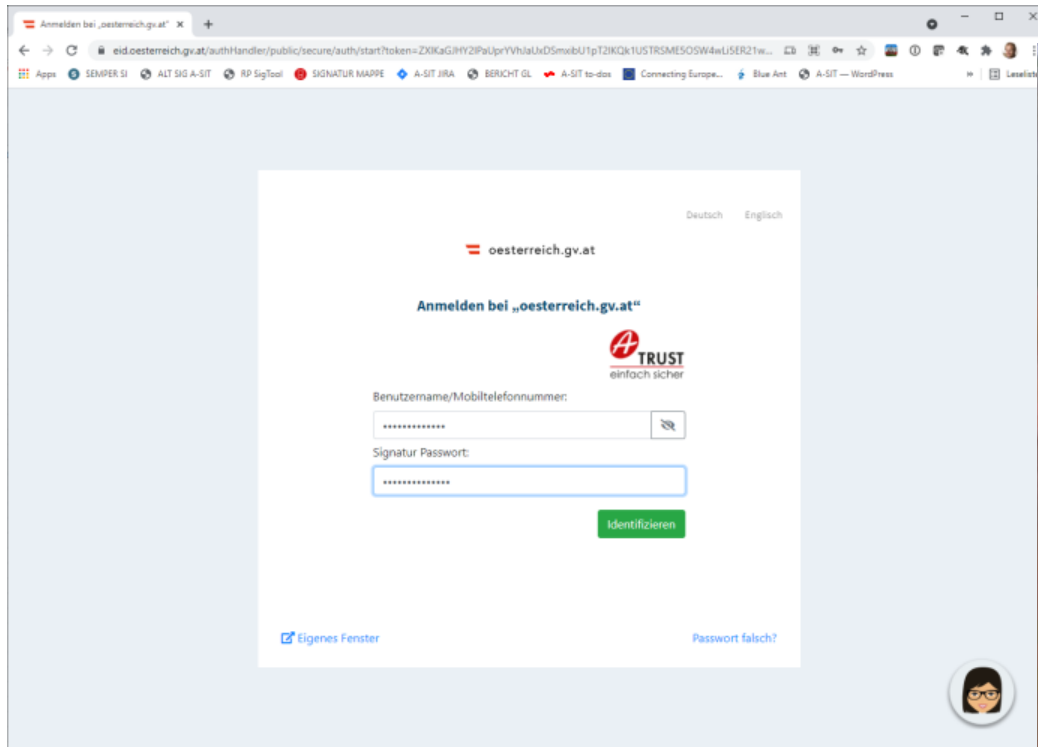


In Action I/II



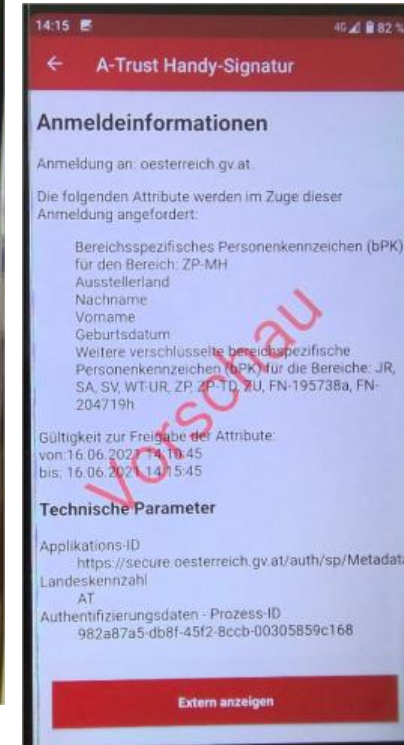
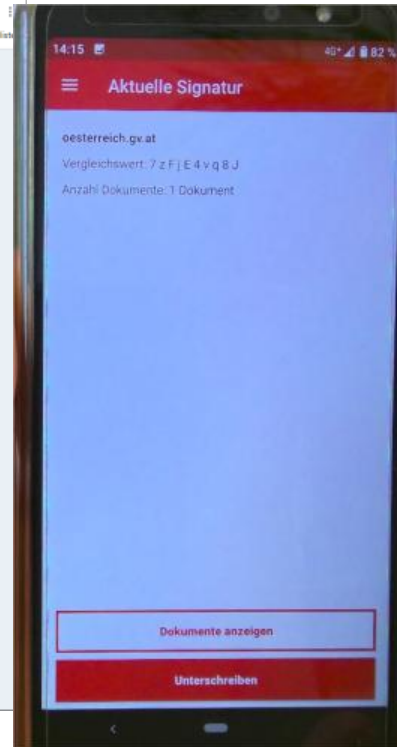
In Action II/II

2nd factor (possession)

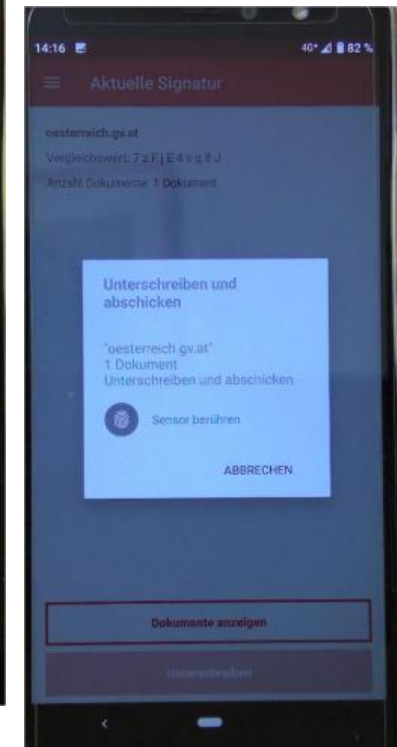


1st factor (password)

preview

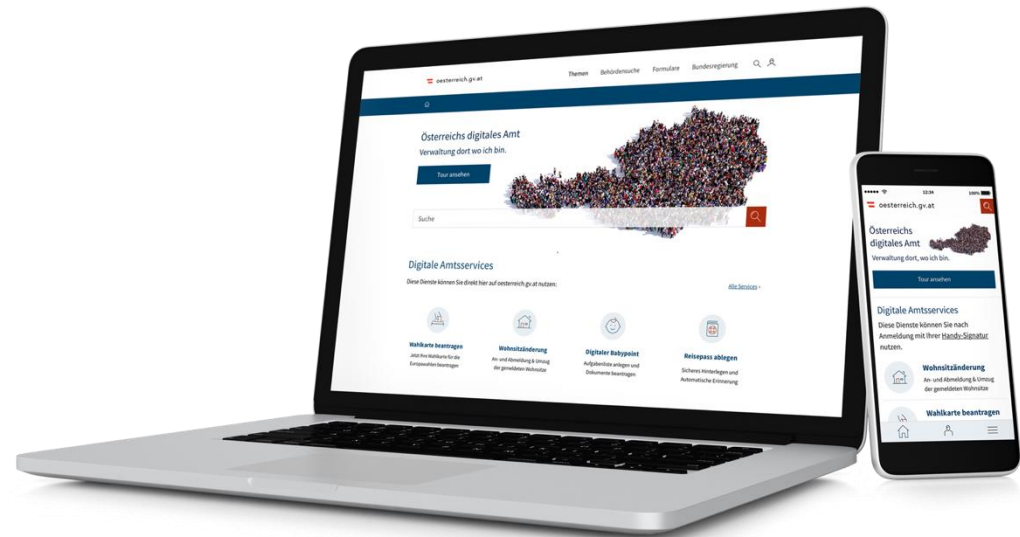


3rd factor (biometrics)



New Developments

- › New „ID Austria“ since 2021 in Pilot Use (~700 k users)
 - › Takes experience collected since 2005 into account
 - › Remote-QCSD (low smartcard use)
 - mainly smartphones, but also FIDO or smartcards (inclusiveness, accessibility)
 - › Single-device use under mobile-first strategy (using secure element / TEE)
- › eGov/mGov App *oesterreich.gv.at*
 - › Desktop or Smartphone
 - › Mobile-First and eID Integration
- › ID Platform for offline use
 - › Mobile driving licence since 2022



Plans on EUDI Wallet

- › Migrate both ID Austria and ID Platform to EUDIW
 - › ID Austria for Online Use Cases
 - › ID Platform for Offline Use Cases
- › Convergence of ID Austria, ID Platform and eGov App
 - › In support of Mobile First strategy

Summary

- › Austria has introduced eID in 2005
 - › Voluntary, technology-neutral, privacy-enhancing
 - › Just mobile ID successful
- › Revision through ID Austria
 - › Pilot since 2021, full migration in 2023
 - › Based on remote-QSCD, central IdP and authentic sources/once-only
 - › Mainly smartphones, smartcards / FIDO for inclusiveness
- › ID Platform complements
 - › Started with mobile driving license, further to follow

a-sit.at/

Herbert.Leitold@a-sit.at

eID in Italy: State of play & new developments



SPID

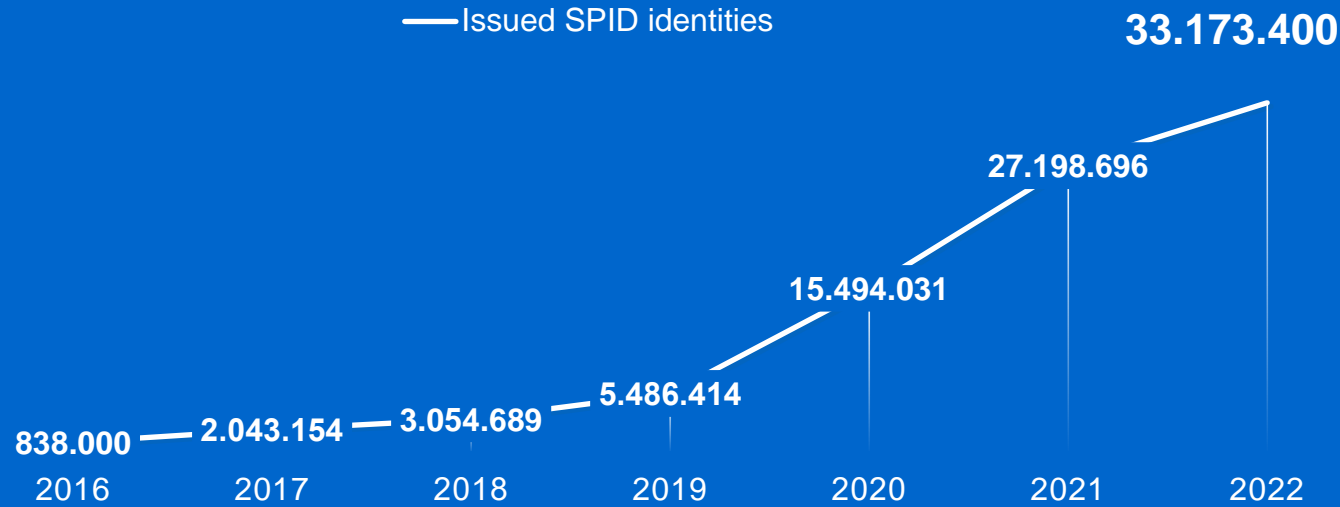
Sistema Pubblico di Identità Digitale





SPID

Sistema Pubblico di Identità Digitale



- Launched in **2016** Notified in **2018**
- Based on **SAML** (soon OIDC & OIDC federation)
- **10 Identity providers**
- **unique credential** for all online public services and for accredited **private sector**
- Mobile first, **no other devices needed**
- **3 levels** of Assurance
- **Remote onboarding**
- **Free of charge** for citizens (from 5YO)
- Also available for **companies and professionals**
- **Attribute Authorities**
- **Aggregators**



AGID

The Agency for
Digital Italy



- More than **32 Million** CIE issued
- **NFC** authentication
- Notified in **2019**
- Based on **SAML** (soon OIDC & OIDC federation)
- **LoA high** (soon low and substantial)
- **Attribute Authorities** (delegations)



Thank you!

Andrea Spallacci
spallacci@agid.gov.it



Rijksdienst voor Identiteitsgegevens
*Ministerie van Binnenlandse Zaken en
Koninkrijksrelaties*

eIDAS in the Netherlands

#3 implementers café SDG OOTS

Hans van der Burght

Product Manager eIDAS

Januari 31th 2023





Agenda

1. A brief history of time
2. eIDAS State of Play: Key Figures
3. Success factors
4. Questions





1. A brief history of time

- > 2007: STORK 1.0, **S**ecure **i**den**T**ity **a**cr**O**ss **b**o**R**ders **l**ink**e**d
- > 2011: STORK 2.0
- > 2015 first Belgian / Netherlands production pilot cross border farmers (20 – 100)
- > 2017 eIDASnode replaced STORK PEPS
- > September 2018: 5 logins with DE Personalausweis (3 DEMO-portal test logins)
- > Oktober 2018: 43
- > December 2019: 1784 and 8 MS nodes connected





2. eIDAS State of Play: key figures (1)

Successful logins

Total IN per year	
Year	Number
2020	67.375
2021	93.818
2022	126.784

Number of CSN's	
Month	Total
January	26.297
February	27.359
March	28.599
April	29.650
May	30.830
June	31.996
July	33.105
August	33.990
September	34.966
October	36.040
November	37.025
December	t.b.d.

Month	Total
January	10.142
February	9.946
March	10.601
April	10.553
May	11.397
June	12.375
July	10.214
August	8.590
September	10.233
October	10.285
November	10.989
December	11.459
Total	126.784

Member States

Member state	Total
Belgium	100.301
Germany	9.474
Italy	6.686
Portugal	2.937
Spain	1.542
Estonia	1.524
Latvia	1.013
Denmark	929
Sweden	688
Slovakia	611
Czech Republic	591
Lithuania	264
Croatia	218
Luxembourg	6
Malta	0
Total	126.784

Service Providers

Number of service providers	
Year	Number
2021	101
2022	104

Total per service provider 2022	
Service provider	Number
Belastingdienst	33.685
Sociale Verzekeringsbank	20.456
Stichting Pensioenregister	11.323
Dienst Uitvoering Onderwijs	11.154
UWV	10.571



2. eIDAS State of Play Key figures (2)

Successful logins

Authentication numbers eIDAS OUT 2022	
Month	Total
January	185
February	149
March	385
April	305
May	3505
June	3335
July	3903
August	3778
September	7003
October	5588
November	5764
December	5593
Total	39.493

Member States

Top 5 Member states eIDAS OUT			
Member state	eHerkenning	DigiD	Total
Belgium	5105	25645	30.750
Finland	185	1354	1.539
Spain	207	689	896
Luxembourg	193	579	772
Sweden	6	513	519

Notified eID's

Distribution eID	
Type	Number
DigiD	29.394
eHerkenning	10.099



2. eIDAS State of Play Key Figures (3)

Operational maintenance and availability of the eIDAS-node

Availability and incidents		
Month	Availability	Number of incidents
January	100%	3
February	99,7%	2
March	100%	0
April	99,9%	0
May	99,9%	3
June	99,7%	2
July	100%	0
August	99,7%	1
September	100%	0
October	99,9%	1
November	100%	0
December	t.b.d.	t.b.d.



3. Successfactors

- › Identity Matching is key, CSN = key to SP's: 38.000 total, increase 1000 / month,
> 1% manual, 99% online automated procedure.
- › Connect service providers: 104
- › Operational management of eIDAS-node: 99,7% availability
- › Focus on key service providers e.g. Tax, social services and pension related services
- › Connect more service providers: end of 2023 start connecting app. 10.000 health care providers
- › Communication: inform (national) users abroad

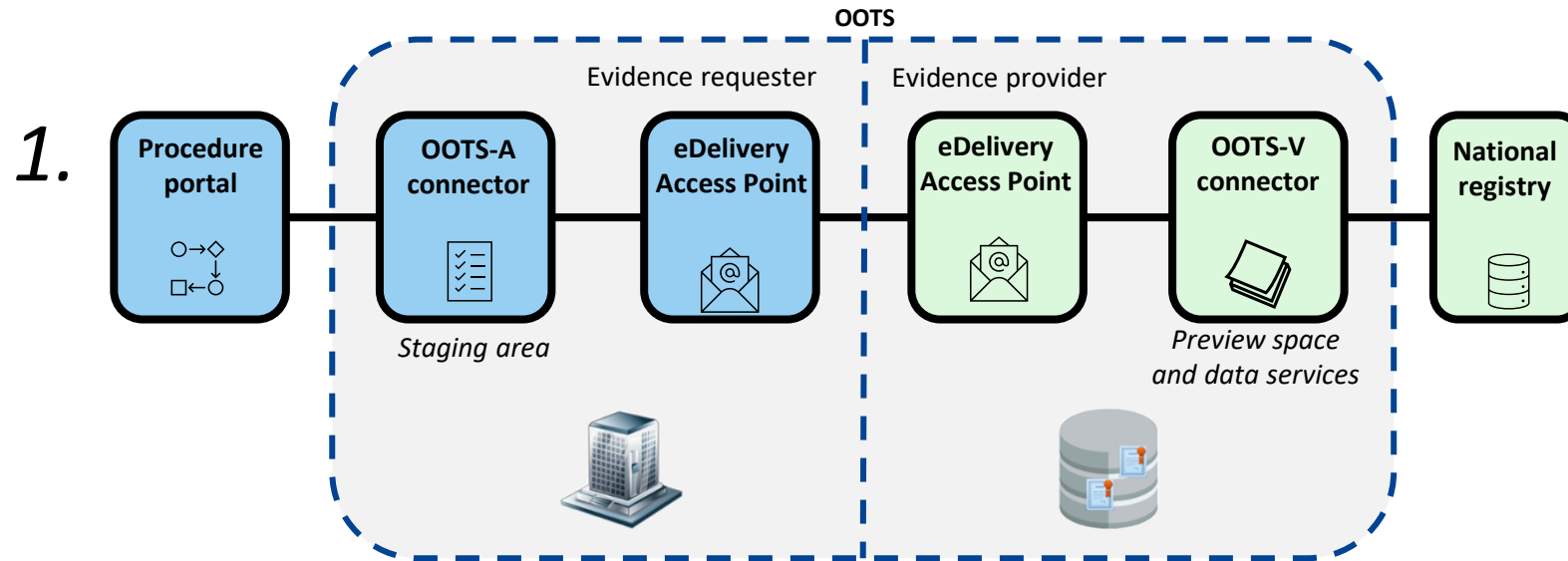
Relevance of eIDAS for NL OOTS

OOTS Implementers Cafe

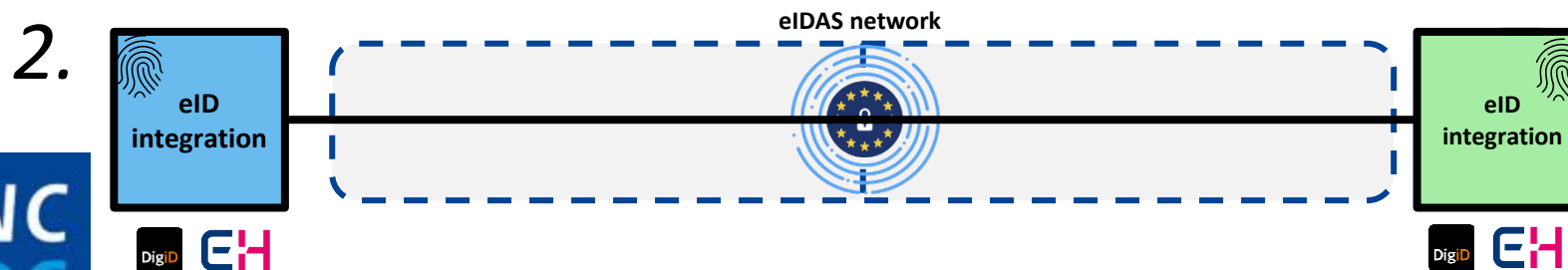
31-01-2023

Ivar Vennekens (bNC SDG)

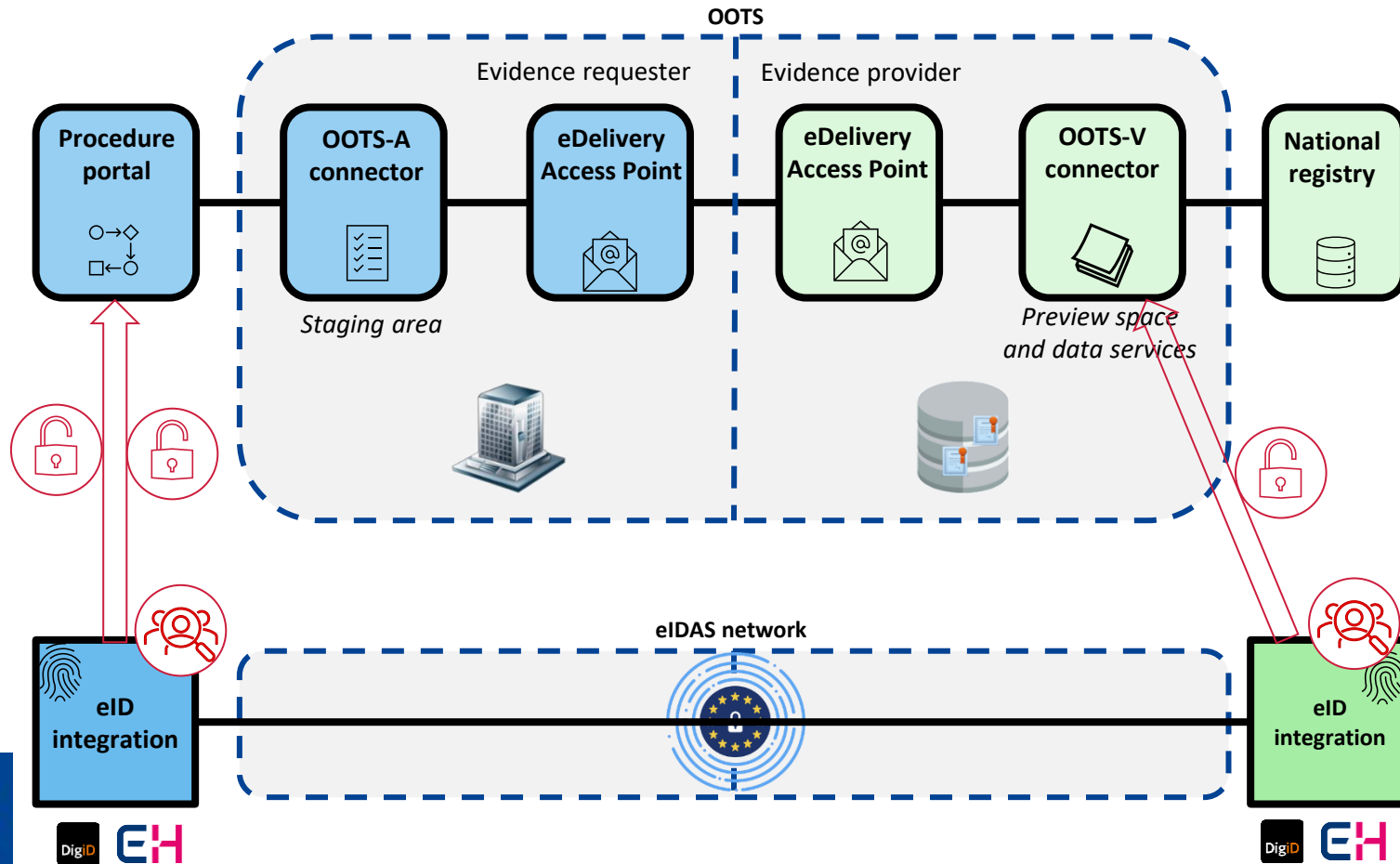
Relevance of eIDAS for NL OOTS



Two networks to connect



Relevance of eIDAS for NL OOTS

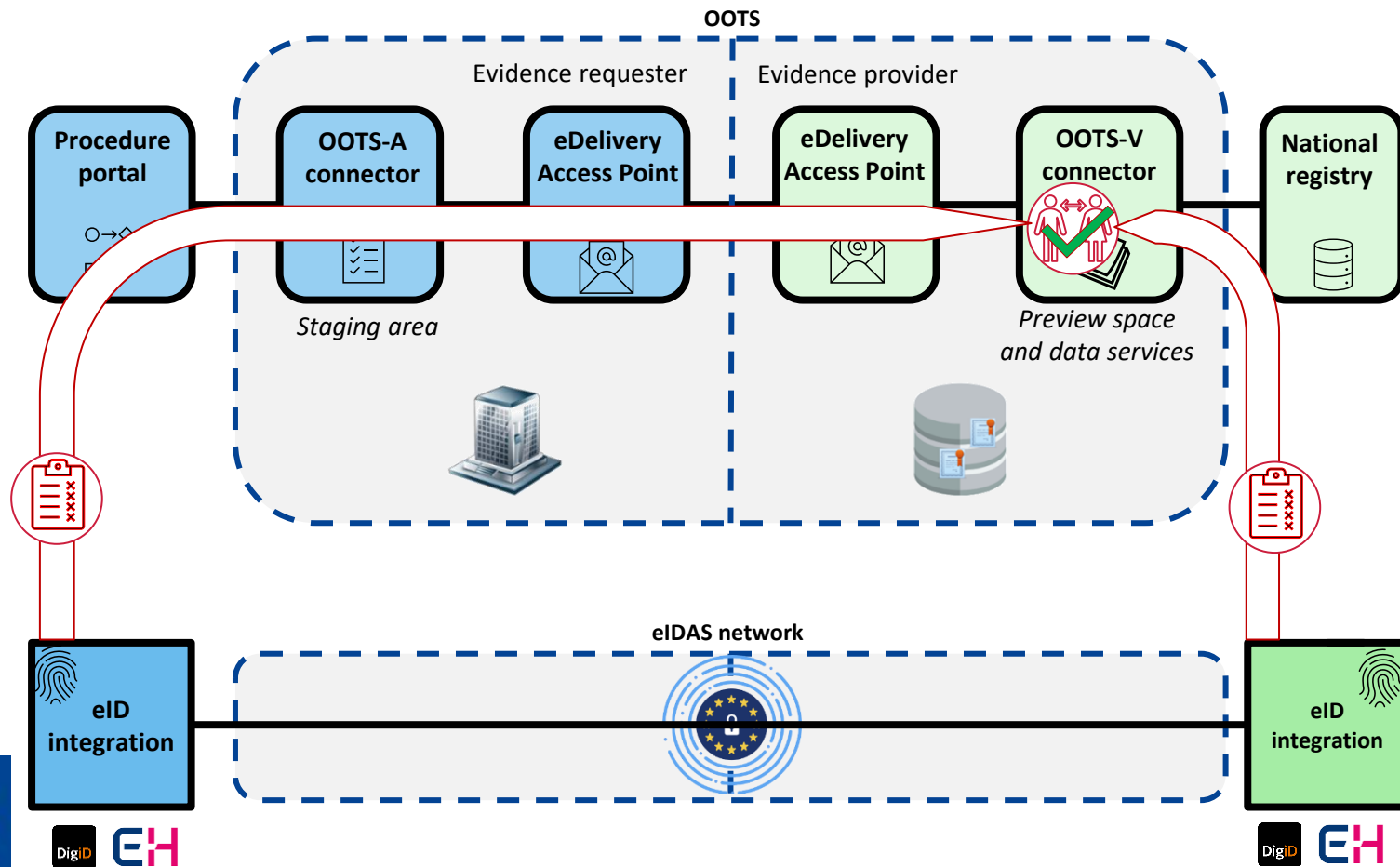


Two networks to connect

In NL OOTS will use eIDAS for:

- authentication
- re-authentication
- identity matching (to CSN)

Relevance of eIDAS for NL OOTS



Two networks to connect

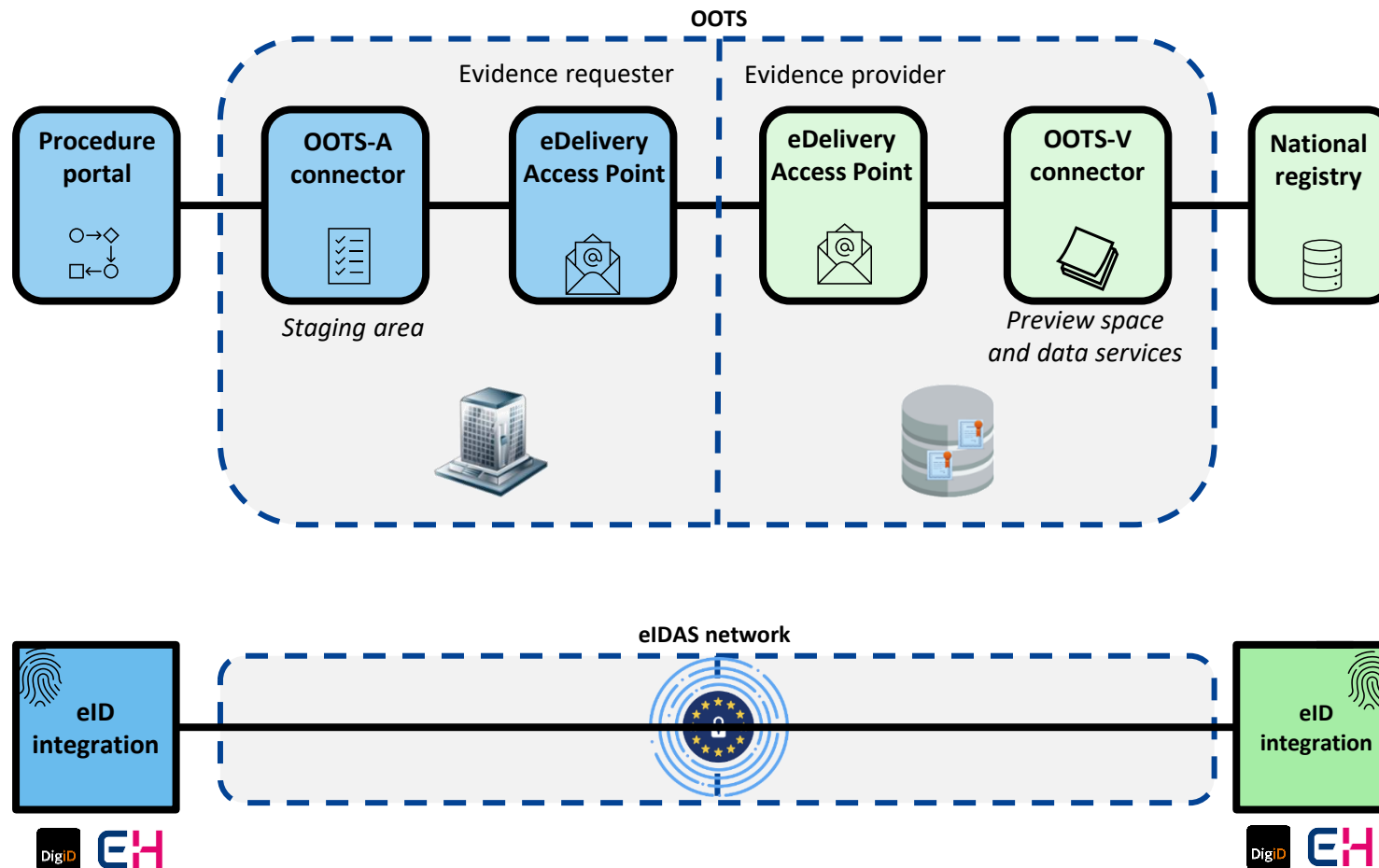
In NL OOTS will use eIDAS for:

- authentication
- re-authentication
- record matching

...and for:

- identity attributes in the evidence request
- comparing identities at the evidence provider

Relevance of eIDAS for NL OOTS



We think for uptake of OOTS the following is crucial:

- Notification of eID's by Member States that have not notified yet.
- Notification of eID's for representing legal persons.
- Support for eIDAS authentication on behalf of legal persons in portals en preview spaces.

NL OOTS state of play

OOTS Implementers Cafe

31-01-2023

Ivar Vennekens (bNC SDG)

Aleksandar Simsic (RINIS)

NL OOTS state of play (I)

- Implementing OOTS is a full responsibility of the Dutch competent authorities.
- The (office of) the National coordinator assists by providing nationally hosted (basic) OOTS components.
- We're developing and validating these OOTS components step-by-step in projects:
 - Cross-border child benefits case (DE and NL)
 - Business services (notifying a business activity and company onboarding for the Service directive) (DE and NL)
 - Explorative contacts with AT, BE and SE
- Competent authorities in all cases may choose to implement OOTS components themselves instead or use sector specific information system to OOTS integration.

1.
Deploy local OOTS
components



2.
Use sector specific system
bridged to OOTS

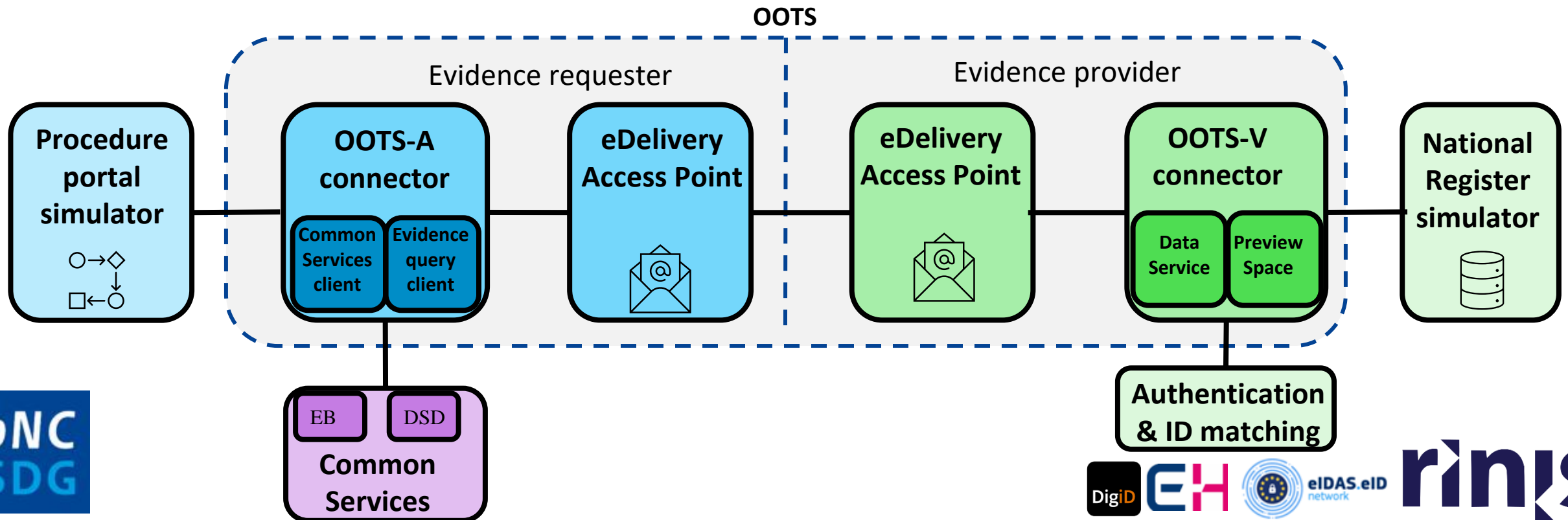


3.
Connect to basic national
components



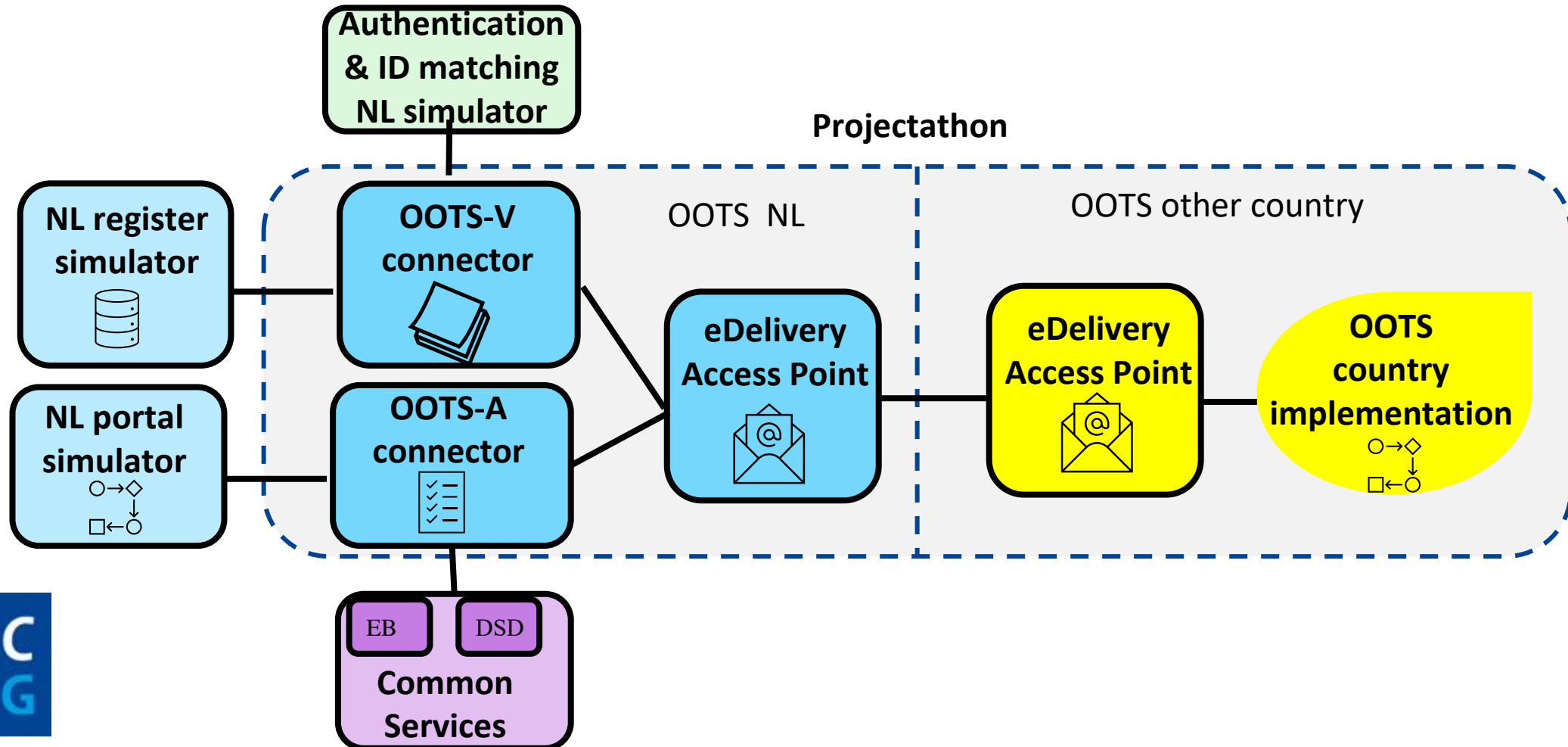
NL OOTS state of play (II) – development trajectory

- RINIS is developing national (central) OOTS connectors with supporting eDelivery Access Point
- Test eDelivery Access Point configured and setup successfully validated with EC test eDelivery Access Point
- Phased approach, to start with OOTS-A connector and support of NL in the role of the evidence requester
- New components will also be validated against the EC testing services
- OOTS-V connector reuses existing national service for re-authentication and identity matching functionality



NL OOTS state of play (III) – bilateral testing

- Projectathons will be used as stage for the interoperability testing with other countries OOTS implementations
- We will use simulators for NL non-OOTS supporting services and applications in the projectathons
- Use bilateral PoC's with other countries for E2E functional domain test validation (PoC details shared earlier)



Q&A (eID)



Projectathon registration process


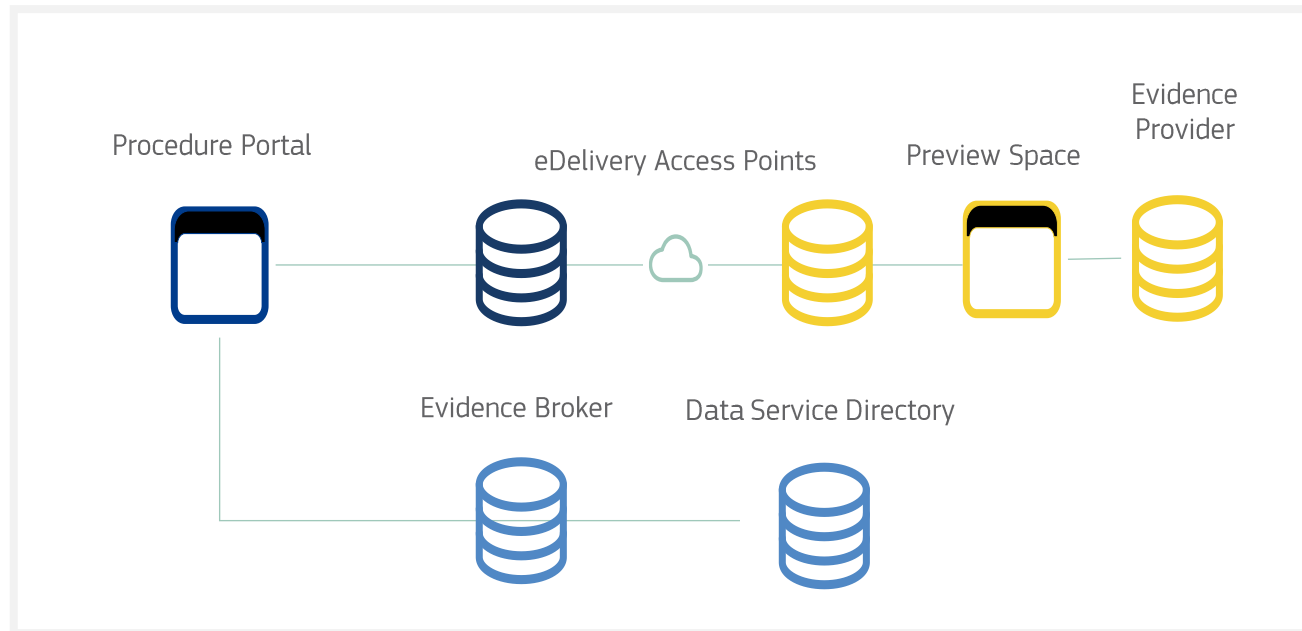
Maarten Daniels, Thomas Fillis, Anne-Gaëlle Berge



What is a Projectathon?

Recap of the Projectathon concept

A three-day hybrid event, in Brussels, where Member States pair-up with as many other participants as possible and in a structured environment run interoperability tests using different actors, roles and testable profiles to check the status of their OOTS implementation.



Projectathon concept

Some clarifications

- No matter what your OOTS implementation status is, you will benefit from participating a Projectathon.
- As active participants you can select test cases that meet your readiness level.
- The test case set includes a variety of scenarios covering:
 - different (optional) components
 - different levels of complexity
- As an observer, you can learn what a Projectathon is and how the tests are executed, to prepare yourself for the next Projectathon event (because the different phases for the second Projectathon will be more condensed).
- We have reserved break-out rooms to facilitate on-site, ad-hoc discussions related to the development and testing of OOTS components.

Projectathon dates for 2023

Exact dates now available, join in as early as possible!

- The opportunity to **test your implementation** in a Projectathon is the **best way to ensure success** for your project.
- It is **highly recommended to join at least one (the more the better) before going into production**. It is the optimal way of getting assurance about your OOTS implementation
- **Join an event at the earliest opportunity**, if things fail, they do so in a friendly test environment. This way you will learn the lessons and be best placed to succeed at the next event. Moreover, the more tests you complete early on, the more complex scenarios you can conduct against more counterparties
- It will be a great opportunity for **all teams to meet, interact and have fun**

#1

April
2023
(19/04 -
21/04)

#2

June
2023
(14/06 -
16/06)

#3

October
2023
(18/10 -
20/10)

Projectathon Overview (participant)

DECEMBER

FEBRUARY

MARCH

APRIL

MAY

1 Information

13 December 2022

Attend the **Projectathon Deep-Dive session** during the **OOTS Implementers Café** on 13 Dec 2022.

Signal your intention to participate to the April 2023 Projectathon as Members States (can be with multiple teams)

Implementers Café #2
"eDelivery & OOTS Projectathon Process"
13/12/2022

Implementers Café #3
"eID & OOTS Projectathon Registration"
31/01/2023

2 Registration

7 February – 3 March 2023

Provide your consent to the OOTS Projectathon personal data privacy statement.

Register your organisation, system under test (SUT), SUT operator(s) and features to be tested in Gazelle.

Implementers Café #4
"OOTS preview area & OOTS Projectathon Preparation"
21/02/2023

3 Pre-projectathon test

Projectathon Kick-off session with all participants
Hybrid event on 14/03 together with GCG meeting

15 March – 14 April 2023

Perform **Preparatory Test** to get your system, test data and yourself ready before Projectathon.

3 - 14 April 2023

Perform **Connectivity Test** to ensure network connection of SUTs are well configured before Projectathon.

4 Projectathon

19-21 APRIL 2023

Game on!

Connect and perform Peer-to-Peer marathon test!

Q&A session for Participants before the Projectathon
12/04/2023

5 Post Projectathon

5 May 2023

Publication of **Test Reports**, lessons learned and best practices

Implementers Café #5
"Common Services Admin App & Projectathon Debrief (April event) and Preparation (June event)"
05/05/2023

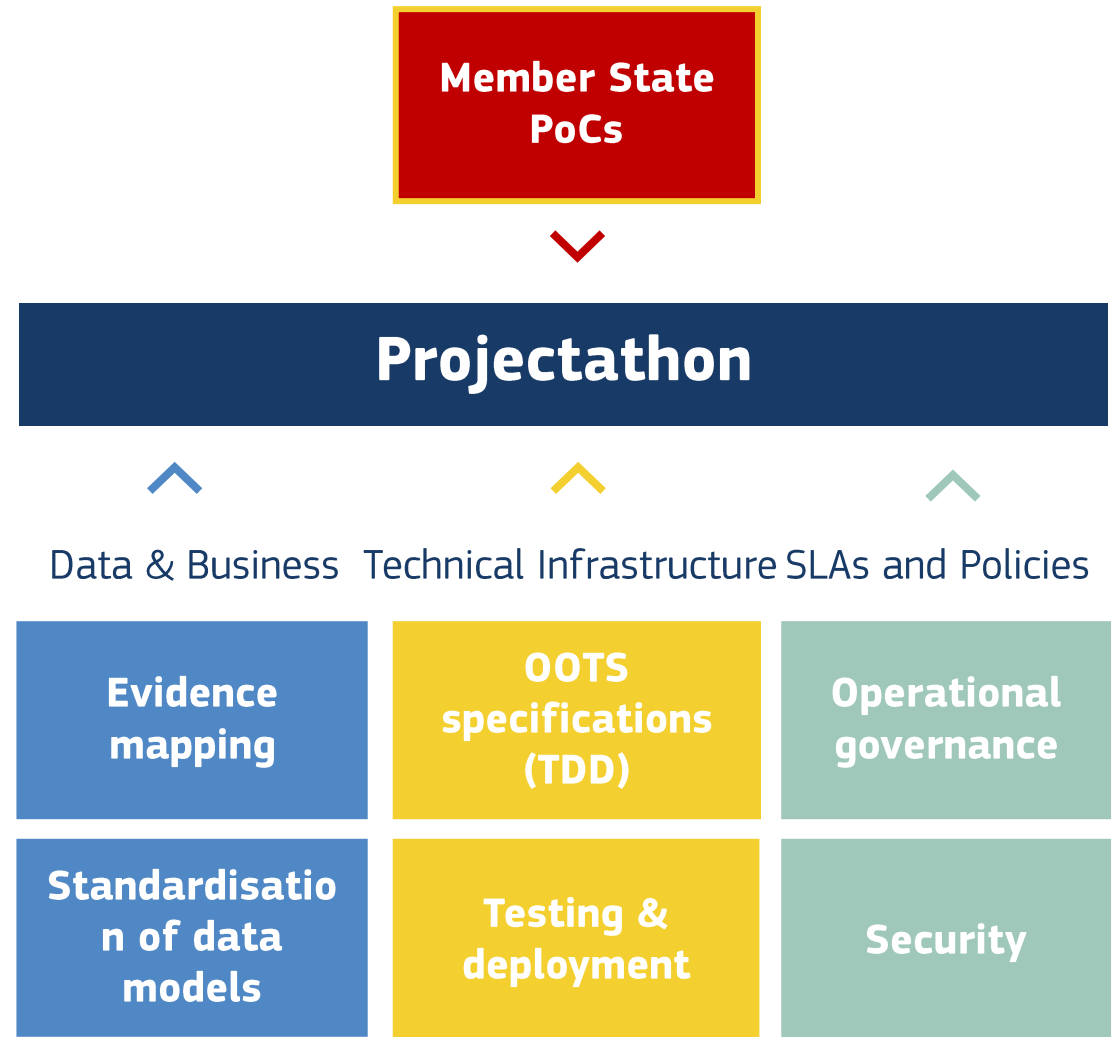


How do we prepare?

Preparations are ongoing

The EC teams together with the Sub-Groups experts from the Member States are preparing the Projectathon event

- Projectathon Playbook
- Test Cases
- Test Data
- (Collaborative) Tools



Projectathon Playbook

Your guide to prepare for a successful event

- The Projectathon participant playbook
 - explains the Projectathon concept, structure and organisation
 - details how Member State teams can participate and how they need to prepare
 - covers practical FAQs to address your current and future questions
- A version for review was presented during the [second OOTS Implementers Café](#) on 13/12/22 with the dual goal to get feedback and allow you to start allocating the necessary people and resources in advance of the Projectathon events
- An improved version, implementing your feedback, is being finalised and will be released before the Projectathon registration launch on 07/02

Test cases

We prepared a good mix of test cases, tailored to the development status in the MSs

- During Testing and Deployment (T&D) SG meetings we queried about the development status of OOTS components in the MSs, to know which should be tested in the first Projectathon.
 - Common Service client: EB requests, DSD requests, DSD conversations
 - > *Basic functionality, available in many MSs*
 - eDelivery Access Point
 - > *Basic functionality, available in many MSs*
 - Data Service
 - > *Basic functionality, available in many MSs.*
 - > *No need to attach data service with 'real' data during the first Projectathon*
 - Preview Space
 - > *Only available in selected MSs*
 - ID Requester: notified eID (at ER side) and/or other EP accepted identification scheme (at EP side)
 - > *Pre-agree and pre-configure different "Personas" (both at Evidence Requester and Evidence Provider side) for April Projectathon*
 - > *Integrate test eIDAS nodes for later Projectathon*
 - Common Service LCM client?
 - > *Only available or in progress in selected MSs*
 - Country specific Common Service server? EB or DSD?
 - > *Not included in first Projectathon*

Test cases

We prepared a good mix of test cases, tailored to the development status in the MSs

- The specifications to be tested during the April event are the Q4 TDDs
- During Testing and Deployment (T&D) sub-group meeting M9 we presented 12 test case scenarios for review and feedback (and uploaded them to the T&D Document Repository)
 - 5 Evidence Exchange scenarios without preview
 - 5 Evidence Exchange scenarios with preview
 - 2 Maintenance flow scenarios (Common Service updates)
- The same flows (in an updated document version to improve the readability of the document) were presented in the specs (TDD) sub-group meeting M6
- Based on your feedback and internal iterations, we have prepared a version that is stable to be used in the April Projectathon
- Additional feedback at any later point is still welcome, however, depending on when the feedback is received, it will be available in the April Projectathon or in a later event

Test data

Let's start with static and pre-agreed data

- The intention of the first Projectathon is to work with pre-agreed and pre-configured data at all sides
 - This allows us to test the 'piping' between different parties, meaning the interfaces of the relevant components without all the integrations to real data sources (eID nodes or base registries, etc) available
- The Evidence Mapping (EM) sub-group is collecting which procedures and test data to build on as preparation for the April Projectathon
- Then it's key to assess what is needed on top of that data to cover the full test data needed for the April Projectathon
 - We start from the basis provided by the EM SG
 - We, across the relevant SGs complement it with test data to cover the mandatory data fields and to enable a basic evidence flow
 - We gradually enrich and enhance the data to enable increasingly more complex test cases
 - This effort provides value to and requires input from all SGs
 - This effort does not stop at the first Projectathon and continues to evolve as we prepare for upcoming Projectathons and get closer to the Go Live of the OOTS

Projectathon Teams and Implementers Space (Microsoft Teams)

Let's get practical in terms of preparation

- The OOTS team already contained experts from IHE and Kereval to ensure a proper preparation and execution of the Projectathon event
- Recently, the team was reinforced with Marie-Laure from LIST (Luxembourg Institute of Science and Technology), bringing her testing and Projectathon experience from the TOOP Large Scale Pilot
- We continue to work with experts from all relevant sub-groups meetings to prepare for the Projectathon
- Additionally, we urge everyone that registers and participates to the Projectathon (actively or as observer) to join our Microsoft Teams Implementers Space
- The objective is to facilitate knowledge sharing and closer collaboration, both
 - In preparation of the Projectathon
 - During the Projectathon (e.g. to audio/video call or chat with other participants, share documents or your screen, etc.)
- Access to the dedicated MS Teams Implementers Space can be done via the **Service Desk**

Projectathon Teams, how to join

Let's get practical in terms of execution

- We are organising the event in a hybrid format:
 - MSs can choose to send all their team(s) in person to the event.
 - Those MSs that do not send all their teams in person to the event, are expected to send a couple of coordinators that can attend the event in person. These coordinators should have a direct line to the remote teams.
 - MS not actively participating to tests, can join as an observer and are encouraged to send a couple of observers in person to benefit from having a better overview of what's happening in the Projectathon rooms.
 - All Systems Under Test (SUTs) are expected to be available online and capable to make/receive connections to/from other SUTs
- No fees are charged to participate to the actual Projectathon event itself
- We foresee that MS reimbursement is possible, but limited to 1 MS representative + 1 private expert per Projectathon.

Projectathon Teams, who is there

Join the club!

- During past events, we received intentions from **11 MSs** to participate to the **April Projectathon**
- When trying to formalise these intentions through an EUSurvey, we ended up with confirmations of only a sub-set of these
 - **Active participants AT, FI, IT, PT, SE**
 - **Observers: BE, CZ, NL**
- (Maybe some MSs forgot to complete the Survey?)
- Are there any additional MSs than can confirm their participation today?

The OOTS Projectathon registration process

1. Registering for the event (practical)

2. Registering in the Gazelle testing platform (technical)



How do I register for this event?

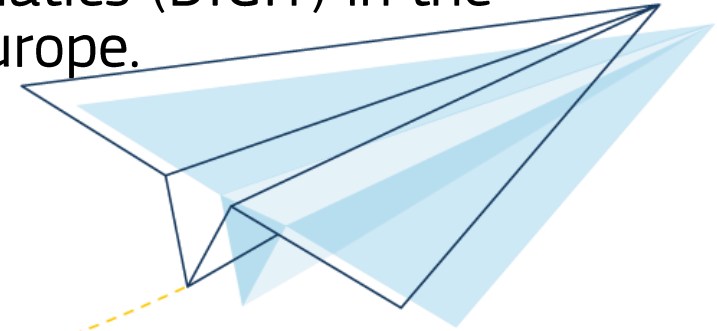
1. The EC sends all perspective participants (SDG national coordinators) an email with link to event registration (EU Survey)
 - NCs forward the registration link to their stakeholders as required
 - NCs ensure the list of their stakeholders is accurate and complete
2. All users must register for the event via EU Survey
 - The EC collects your information for registration purposes, granting you access to the event venue, obtain your consent for processing your personal data
 - All event participants (active participants & observers) must register for the event
 - Users provide practical details (organisation, first name, last name, email address, presence on-site/remote, participate as user/observer, etc.)
 - Users give their consent to process personal data via a) Projectathon privacy statement and b) Gazelle privacy statement
3. Users receive an email from the EC to register in the Gazelle platform (participants only, not observers)
 - See demo and Projectathon Playbook for details
 - All active participants needing access to the test cases, need to register in Gazelle (this step is open after the user has registered for the event via EU survey)

Who should you contact?

You can email EC-00TS@ec.europa.eu if you have any questions about the registration process.

The team is based in the Directorate General for Informatics (DIGIT) in the European Commission, supported by Kereval and IHE Europe.

How do you register in Gazelle? Our colleagues from Kereval will show you....



Registration in Gazelle

OOTS Projectathon Registration - Gazelle

Anne Gaëlle BERGE | Test Session manager
31/01/2023



- OOTS Projectathon Introduction
- Registration in Gazelle TM
- Profile/Actor/Option
- Demo Registration in Gazelle TM



REGISTRATION

- Registration in Gazelle.



PRE-PROJECTATHON TESTING

- No peer test.
- Verify and confirm all the test features and settings of SUT, test platform and tools are well configured.
- Get yourself familiar with the test platform and tools.
- Prepare your test plan and test data.
- Fix bug(s).



CONNECTIVITY TESTING

- Network over the internet test.
- Verify if nodes and machines from different test participants can see each other and access ports.
- Verify if the firewall configuration does not block access, adjust it eventually.
- Verify DNS registration.



PROJECTATHON

- Peer-to-peer tests
- No peer tests.
- Monitors review the evidences, tests results and grade tests.
- Publication of test report.





Registration open

7th February – 3rd March

After completing the online registration form, users (not observers) shall receive a link via email to register in Gazelle.

REGISTRATION



01

Create an organizational account

Add Organization, vendor admin user account, and contact.



Create User account(s)

- The organization users create user accounts (Vendor admin approval needed).
- Vendor admin add user account(s) of the organization.



Add the System Under Test

Identify which profile/actor role(s) your system will support.



SUT(s) Acceptance

Congratulations: you can proceed to the next steps!

- OOTS Projectathon is a non-payment event.
- Please ignore the irrelevant “VAT information and billing information” section in Administration -> Organization Management-> Edit Organization.

myOrganization

Organization Name * myOrganization

Organization Keyword (eg. "BMC" for Big Medical organizations) * MYORD

Type of organization * Company

organization URL * http://myorg.com

Integration Statements Repository URL *

* required fields

Matching address

Please select an address

Click here to add a new address

Billing address

This form allows you to enter new or edit financial contact information. Financial contact is one of your staff members that might receive all billing mails and financial calls from IHE. Contact in this section is not active site and have no login rights. To create a login account, select "Manage users" under Registration. It is allowed that a person listed below as a financial contact has a user account for login.

Contact

Organization Name myOrganization

First name * contact_firstname2

Last name * contact_lastname2

Email * contact_email.com

Phone * 09876543

Title Manager

Cell Phone

Fax

Please select a contact address

Purchase Order

VAT information :

Member State

VAT number *

Check validity of VAT number

Contact addresses

Click here to add a new address

Billing preview

The preview below shows the billing header that will be sent to the financial contact. Please make sure that your demographics are written correctly.

IHE

Invoice

Purchase order number: -- please contact --

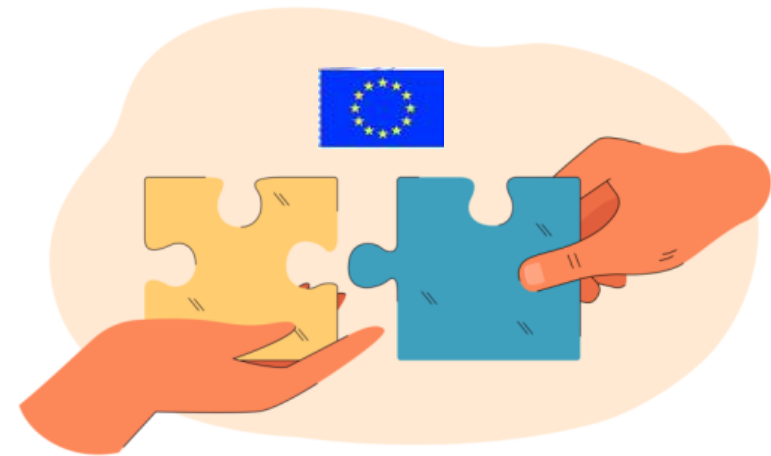
Refresh


myOrganization

To the attention of contact (optional contact_lastname)


Save Cancel

1. eIDAS Profile
2. OOTS Evidence Exchange Profile
3. Metadata Management Profile



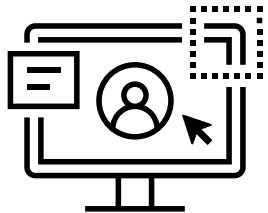


Actor




Feature of system

- An actor can be seen as a « Feature » of a system.

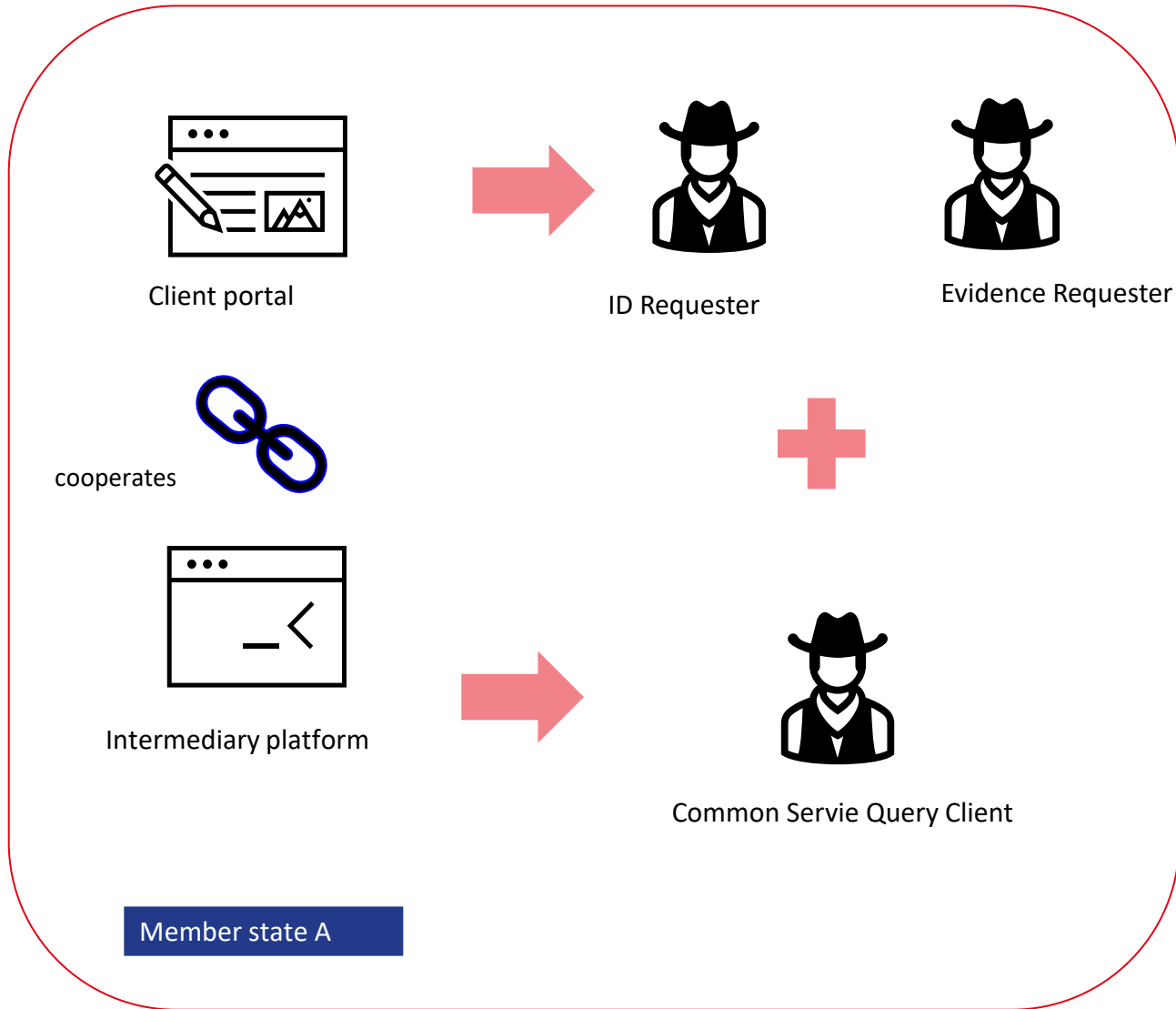


System



Actors

- One system can implement multiple actors (features).
- For example, a system can implement both :
 - Common Services Query Client
 - Evidence Requester



- If the Client portal and Intermediary platform are two separate systems and both systems are relying on each other to provide a feature/service, the Client portal must register the Intermediary platform as part of the Client portal system (SUT).

Register as 1 SUT with 3 actors:

- a) Evidence Exchange/ID Requester
- b) Evidence Requester/Evidence Requester
- c) Evidence Requester/Common Service Query

How to choose the Profile/Actor/Option in your SUT?



Evidence Requester

If your system able to	Profile/Actor/Option
Send messages to eIDAS Node for authentication	eIDAS Profile/IDRequester/notified eID
Send request to a common Service(EB or DSD)	Evidence Exchange/Common Services Query Client/None
Send request to a Data Service (via an eDelivery node)	Evidence Exchange/ Evidence Requester

How to choose the Profile/Actor/Option in your SUT?



Evidence Provider

If your system able to	Profile/Actor/Option
Send messages to eIDAS Node for authentication	eIDAS Profile/IDRequester/notified eID
Authenticate a user with a non notified eID	eIDAS Profile/IDRequester/other_ep_accepted_id-schl
Exchange evidence without preview	Evidence Exchange/ Data Service/None
Exchange evidence with Preview	Evidence Exchange/ Data Service/Preview
Send LCM Metadata update request to LCM Metadata Registry	Metadata Management/LCM Metadata Updater/None

How to choose the Profile/Actor/Option in your SUT?



eIDAS Node

If your system able to	Profile/Actor/Option
Authenticate users with eIDAS (by send a message to a eID Scheme)	eIDAS Profile/eIDAS Node/None

Demo

Registration in Gazelle TM

Q&A (Projectathon Registration)



Wrap-up

Thomas FILLIS



Next steps

1. Complete the [satisfaction survey](#) for this meeting (it really does help)
2. Sign-up to the [OOTS Projectathon Collaborative Space](#) (introduce yourself in the "Forum" function)
3. Register for the [Implementers Café #4: The 'Once-Only' Preview area and Projectathon preparation](#) on 21/02/2023.

Questions?

We're here for you at
EC-00TS@ec.europa.eu

