



Flash Eurobarometer 379

ATTITUDES TOWARDS BIODIVERSITY

REPORT

Fieldwork: June 2013

Publication: November 2013

This survey has been requested by the European Commission, Directorate-General for Environment and co-ordinated by the Directorate-General for Communication.

This document does not represent the point of view of the European Commission.
The interpretations and opinions contained in it are solely those of the authors.

Flash Eurobarometer 379 - TNS Political & Social

Flash Eurobarometer 379

Attitudes towards biodiversity

Conducted by TNS Political & Social at the request of
the European Commission, Directorate-General for Environment

Survey co-ordinated by the European Commission,
Directorate-General for Communication
(DG COMM "Research and Speechwriting" Unit)

TABLE OF CONTENTS

INTRODUCTION	2
MAIN FINDINGS	4
I. WHAT IS “BIODIVERSITY”?	8
1.1. Familiarity with the term “biodiversity”	8
1.2. How informed EU citizens feel about biodiversity loss	10
II. THREATS TO BIODIVERSITY	14
III. THE SERIOUSNESS OF BIODIVERSITY LOSS	22
3.1. The seriousness of different aspects of biodiversity loss	22
3.2. Domestic, European and global biodiversity issues	29
3.3. Personal impact of biodiversity loss	36
IV. NATURA 2000 AND KEY ROLES OF NATURE PROTECTION AREAS	40
4.1. Awareness of the Natura 2000 network	40
4.2. Most important roles of nature protection areas	44
4.3. Economic development at the cost of biodiversity loss	53
V. RECOGNISING THE IMPORTANCE OF PROTECTING BIODIVERSITY	57
5.1. Why conserving biodiversity is important	57
5.2. The measures the EU should take to protect biodiversity	70
5.3. Personal efforts to help preserve biodiversity	79

ANNEXES

Technical specifications
Questionnaire
Tables

INTRODUCTION

The European Union (EU) is committed to the protection of “biodiversity”, i.e. the diversity of animal species, flora and fauna, natural habitats and ecosystems. Although the EU has been legislating on biodiversity since the 1970s, biodiversity loss has accelerated both in the EU and globally in recent years. Biodiversity loss is an enormous challenge in the EU, with around one in four species currently threatened with extinction and 88% of fish stocks over-exploited or significantly depleted.

In May 2011, the European Commission adopted an ambitious strategy to halt the loss of biodiversity and ecosystem services in the EU by 2020. There are six main targets, and 20 actions to help Europe reach its goal: ensuring the full implementation of EU nature legislation, better protection for ecosystems, more sustainable agriculture and forestry, better management of fish stocks, controls on invasive species, and a larger EU contribution to averting global biodiversity loss.¹ The Habitats and Birds Directives are a core element of this strategy, including the European network of nature protection areas – known as the Natura 2000 Network. The network currently contains over 26,000 terrestrial and marine sites, making it the largest coordinated network in the world, covering almost a fifth of the EU's land area and substantial parts of the surrounding seas.²

With this in mind, this Flash Eurobarometer survey asked EU citizens to clarify how familiar they are with the term biodiversity and with the concept of biodiversity loss. The survey also dealt with the following aspects relating to biodiversity loss:

- The level to which EU citizens feel informed about biodiversity issues
- Europeans’ perceptions of the major threats to biodiversity
- Perceptions of the seriousness of biodiversity loss at domestic, European and global levels
- Awareness of the Natura 2000 network and perceptions of the most important roles of nature protection areas
- Views on why preserving biodiversity is important, and what EU measures and personal measures can be taken to prevent the loss of biodiversity

This Flash Eurobarometer survey is part of a trend survey. The results of the previous survey waves were published in 2010 and 2007 – Flash Eurobarometers No 290 and 219, and the current report presents comparative data between the three waves.

This survey was carried out by TNS Political & Social network in the then 27 Member States of the European Union and Croatia between the 26th and 28th of June 2013. Some 25,537 respondents from different social and demographic groups were interviewed via telephone (landline and mobile phone) in their mother tongue on behalf of the European Commission, DG Environment.

¹ <http://ec.europa.eu/environment/nature/biodiversity/comm2006/2020.htm>

² http://ec.europa.eu/environment/nature/index_en.htm

The methodology used is that of Eurobarometer surveys as carried out by the Directorate-General for Communication (“Research and Speechwriting” Unit).³ A technical note on the manner in which interviews were conducted by the Institutes within the TNS Political & Social network is appended as an annex to this report. Also included are the interview methods and confidence intervals.⁴

Note: In this report, countries are referred to by their official abbreviation. The abbreviations used in this report correspond to:

ABBREVIATIONS			
BE	Belgium	LT	Lithuania
BG	Bulgaria	LU	Luxembourg
CZ	Czech Republic	HU	Hungary
DK	Denmark	MT	Malta
DE	Germany	NL	The Netherlands
EE	Estonia	AT	Austria
EL	Greece	PL	Poland
ES	Spain	PT	Portugal
FR	France	RO	Romania
IE	Ireland	SI	Slovenia
IT	Italy	SK	Slovakia
CY	Republic of Cyprus*	FI	Finland
LV	Latvia	SE	Sweden
		UK	The United Kingdom
HR	Croatia		
		EU27	European Union – 27 Member States

* Cyprus as a whole is one of the 27 European Union Member States. However, the ‘acquis communautaire’ has been suspended in the part of the country which is not controlled by the government of the Republic of Cyprus. For practical reasons, only the interviews carried out in the part of the country controlled by the government of the Republic of Cyprus are included in the ‘CY’ category and in the EU27 average.

* * * * *

We wish to thank the people throughout Europe who have given their time to take part in this survey. Without their active participation, this study would not have been possible.

³ http://ec.europa.eu/public_opinion/index_en.htm

⁴ The results tables are included in the annex. It should be noted that the total of the percentages in the tables of this report may exceed 100% when the respondent has the possibility of giving several answers to the question.

MAIN FINDINGS

Familiarity with the term "biodiversity" has increased in 18 Member States compared with the previous survey in 2010

- Across the EU, slightly less than half of Europeans have heard of the term "biodiversity" and know what it means (44%). Three in ten have heard of it but don't know what it means (30%) and slightly more than a quarter have never heard of it (26%).
- Respondents are most likely to say that they have heard of the term "biodiversity" and know what it means in Austria, Germany (both 80%) and Bulgaria (53%).
- Europeans are fairly evenly split on how informed they are about biodiversity loss. Fewer than half of them feel informed (45%) and slightly more than half feel that they are not informed (54%).
- There have been substantial increases in the proportion of respondents who feel informed about biodiversity loss in some Member States. The largest increases are in the United Kingdom (+16), Austria (+15) and Finland (+14), and 24 out of 27 Member States show increases in the proportion of respondents who feel informed.
- Education is strongly related to how informed respondents feel about the loss of biodiversity. More than half of Europeans who left education aged 20 or older feel informed about the loss of biodiversity (53%), compared with four in ten of those who left education aged 16-19 (40%) and a third of those who left education aged 15 or younger (33%).

Nearly all Europeans think that the pollution of air and water and man-made disasters threaten biodiversity (96%)

- Across the EU, more than nine in ten respondents think that pollution of air and water (96%), man-made disasters (96%), intensive farming, deforestation and over-fishing (94%), climate change (91%) and conversion of natural areas to other uses (91%) threaten diversity at least to some extent.
- Slightly fewer Europeans think that plants and animals introduced into our ecosystems threaten biodiversity (78%).
- Nearly three quarters of respondents aged 40-54 say that intensive farming, deforestation and over-fishing are very much a threat to biodiversity (74%). The youngest age group, those aged 15-24, are least likely to be of this opinion (63%).

Nine in ten Europeans believe that the decline of forests, climate change, the endangering and disappearance of animals, the decline of natural habitats and the endangering of some plants are all serious problems

- Between 96% and 77% of respondents in all Member States believe that the decline and loss of variety of natural habitats is a serious problem.
- Respondents in Bulgaria (89%), Romania (87%) and Cyprus (86%) are most likely to view the decline and disappearance of forests as a very serious problem, while respondents in Finland (48%), Estonia (55%) and Latvia (61%) are least likely to do so.
- Respondents in Finland (34%) and Latvia (40%) are also least likely to view the endangering and disappearance of some animals as a very serious problem.
- Respondents are most likely to describe the endangering and disappearance of some plants as a very serious problem in Bulgaria (68%) and Slovenia (67%).
- Respondents are concerned about climate change in all EU countries. The proportion of respondents who view climate change as a serious problem varies from 96% to 76% across Member States.
- There is a substantial gender gap in the proportion of respondents who believe that climate change is a very serious problem. More than two thirds of women believe that it is a very serious problem (64%), compared with 56% of men.
- The proportion of Europeans who believe that biodiversity loss in their home country is a very serious problem has declined compared with the last two surveys. Currently, just over a third of respondents believe biodiversity loss is a very serious problem in their own country (35%), down from 2010 (37%) and 2007 (43%).
- Respondents are most likely to be very concerned about biodiversity loss within their country in Bulgaria (59%), Greece (57%) and Portugal (55%), and are least likely to be so in Finland (9%), Estonia (12%) and Latvia (14%).
- Roughly nine in ten respondents (88%) believe that the decline and possible extinction of animal species, flora and fauna, natural habitats and ecosystems in Europe is a problem.
- Around two thirds of Europeans think that biodiversity loss at a global level is a very serious problem (66%), while three in ten believe that it is a fairly serious problem (28%).
- Europeans generally think that biodiversity will have an impact on them or their children, but only a minority think that it is already affecting them. Fewer than one in five respondents say that they are already affected by loss of biodiversity (16%).

- Just over a third of respondents who finished education aged 15 or younger believe that biodiversity loss will impact them personally (35%). This level increases substantially among those who finished education aged 16-19 (46%) and those who finished education aged 20 or older (53%).

Roughly three quarters of Europeans have not heard of the Natura 2000 network (73%)

- Only one in ten respondents (11%) has heard of the Natura 2000 network and knows what it is, although this represents a slight increase over previous surveys in 2010 (8%) and 2007 (6%).
- Roughly one in five respondents who finished education aged 15 or younger, or who are still studying, has heard of Natura 2000 (18% and 19%, respectively), compared with a quarter of respondents who finished education aged 16-19 (24%). One third of respondents who finished education aged 20 or older (33%) have heard of Natura 2000.
- Almost all Europeans believe that safeguarding nature's role in providing clean air and water (98%), protecting endangered animals and plants (97%) and preventing the destruction of valuable areas on land and at sea (96%) and promoting nature-friendly land use (95%) are important roles of nature protection areas. Slightly fewer believe that the role of nature protection areas in stimulating eco-tourism and nature-related recreational activities is important (85%).
- Between 100% and 89% of respondents in all Member States believe that the role of nature protection areas in protecting endangered animals and plants is important.
- The majority of respondents in all EU countries believe that the role of nature protection areas in preventing the destruction of valuable areas on land and at sea is important (ranging from 99% to 83%).
- Respondents are most likely to view the role of nature protection areas in stimulating eco-tourism as important in Portugal (96%), Romania (95%), Italy and Malta (both 94%), and are least likely to do so in Germany (68%), Denmark (71%) and the Netherlands (77%).
- In nine countries, almost all respondents believe the role of nature protection areas in helping to provide clean air and water is important (99%), and in all other Member States except Denmark (83%) at least 95% of respondents are of the same opinion.
- Slightly under half of Europeans (45%) believe that it should be prohibited for economic development to result in damage or destruction of nature protection areas because these are our most important nature areas.

Two thirds of Europeans totally agree that the EU should increase the areas where nature is protected in Europe (65%)

- Six in ten Europeans (62%) very much agree that it is important to halt biodiversity loss because our well-being and quality of life is based upon nature and biodiversity. This proportion has increased slightly compared with previous surveys in 2010 (58%) and 2007 (55%).
- The majority of Europeans (55%) very much agree that it is important to halt biodiversity loss because biodiversity is indispensable for the production of goods such as food, fuel and medicine.
- While three quarters of Europeans (75%) agree that it is important to halt biodiversity loss because Europe will get poorer economically due to the loss of biodiversity, the proportion of respondents who very much agree with this statement (39%) is smaller than for any other reason to halt biodiversity loss discussed in the report.
- More than eight in ten Europeans (85%) agree that biodiversity is essential in tackling climate change.
- Six in ten Europeans totally agree that the EU should make sure that subsidies to sectors like agriculture and fisheries take account of biodiversity (63%), that the EU should promote research into the impact of biodiversity loss (59%), or that the EU should allocate more financial resources to nature protection in Europe (59%).
- Over three quarters of Europeans very much agree that it is important to halt biodiversity loss because it is a moral obligation (77%).
- Almost all Europeans (98%) say that they respect nature by, for example, not leaving waste in the forest or on the beach. This is by far the most common action that Europeans take to prevent biodiversity loss.
- Respondents are most likely to buy eco-friendly products in Austria (88%) and Luxembourg (86%), and are least likely to buy these products in Spain (65%), the Czech Republic (68%) and Hungary (70%).
- The majority of respondents in all EU Member States do not belong to an organisation working to protect nature and biodiversity. They are most likely to be members of such an organisation in the Netherlands (42%) and Luxembourg (24%), and least likely to be so in Latvia (3%), Romania (4%) and Estonia (5%).
- Respondents are most likely to participate in citizens' projects to protect biodiversity in Latvia (34%) and Lithuania (26%) and are least likely to do so in Sweden (6%), the Netherlands (8%) and Spain (9%).
- Respondents who live in rural villages (15%) are more likely than those in small to mid-sized towns (12%) or large towns (11%) to contribute to one or several biodiversity monitoring projects.

I. WHAT IS "BIODIVERSITY"?

This chapter provides background information on Europeans' awareness of the term "biodiversity". It also explores how informed Europeans feel about biodiversity loss.

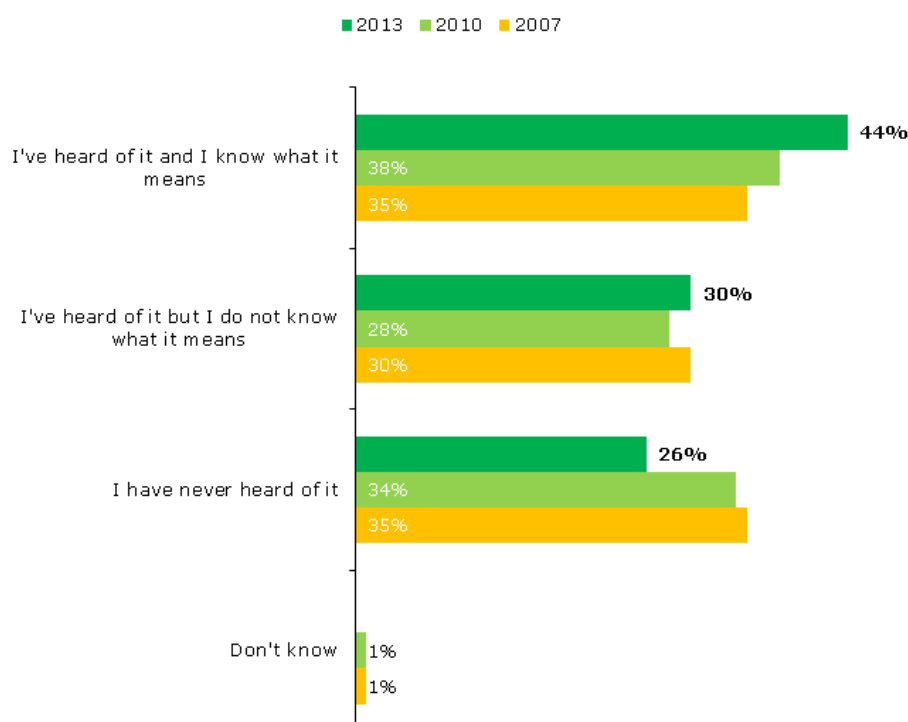
1.1. Familiarity with the term "biodiversity"

- Familiarity with the term "biodiversity" has increased in 18 Member States -

Respondents were asked whether they are familiar with the term "biodiversity".⁵ Across the EU, slightly less than half of Europeans have heard of the term "biodiversity" and know what it means (44%). Three in ten have heard of it but don't know what it means (30%) and slightly more than a quarter have never heard of it (26%).

There has been a six percentage point increase in the proportion of respondents who say that they have heard of "biodiversity" and know what it means since 2010 and a nine percentage point increase since 2007. There has also been a slight rise in the proportion of respondents who say that they have heard of the term "biodiversity" but do not know what it means since 2010 (+2). There has been an eight percentage point fall in the proportion of respondents who say that they have never heard of the term "biodiversity" compared with 2010.

Familiarity with the term 'biodiversity', 2007-2013



Q1. Have you ever heard of the term 'biodiversity'?
Base: all respondents; % EU27

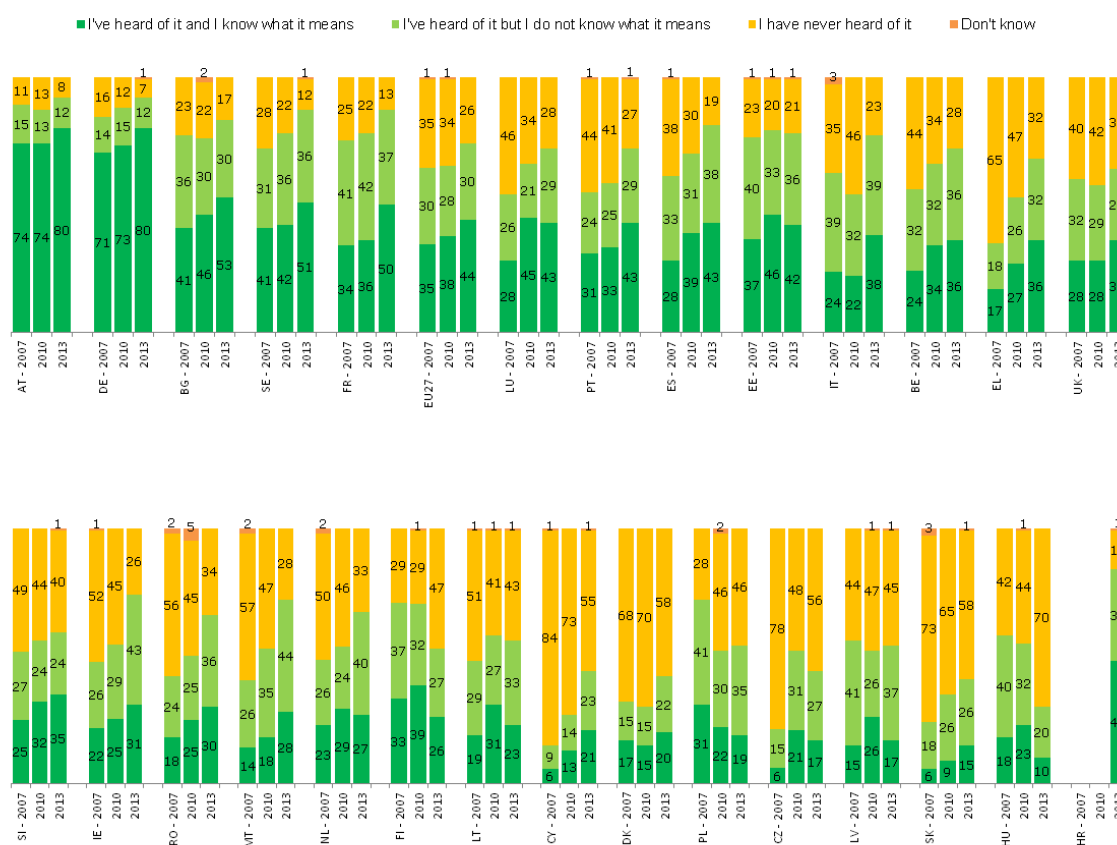
Respondents are most likely to say that they have heard of the term "biodiversity" and know what it means in Austria, Germany (both 80%) and Bulgaria (53%). Austria and Germany also had the highest proportion of respondents who had heard of the term biodiversity and knew what it means in 2010 (74% and 73%, respectively) and 2007 (74% and 71%, respectively).

Respondents are least likely to be familiar with the term "biodiversity" and know what it means in Hungary (10%), Slovakia (15%), Latvia and the Czech Republic (both 17%).

Compared with the previous survey in 2010, the largest increases in awareness of the term "biodiversity" are in Italy (+16), France (+14), Malta (+10) and Portugal (+10). Nonetheless, there is still substantial room for further increases in awareness in these Member States as most of them are below the EU average.

There are also several Member States where there have been falls in familiarity with the term "biodiversity" compared with previous surveys. The largest of these falls are in Hungary (-13), Finland (-13) and Latvia (-9).⁶

Familiarity with the term 'biodiversity'?



Q1. Have you ever heard of the term 'biodiversity'?

Base: all respondents, % by country

⁵ Q1 Have you ever heard of the term "biodiversity"? I've heard of it and I know what it means; I've heard of it but I do not know what it means; I have never heard of it; Don't know.

⁶ The fall in familiarity with the term "biodiversity" in these countries should be taken with caution. In 2007 and 2010, respondents in Finland and Hungary were asked about "biological diversity" and in this survey they were asked if they have heard of the term "biodiversity".

Socio-demographics

Men are considerably more likely than women to say that they have heard of the term "biodiversity" and know what it means (48% compared with 39%).

Older respondents are also more likely than younger respondents to have heard of the term "biodiversity" and know what it means. 44% of respondents aged 55 or older and 46% of those aged 40-54 know what the term means. This compares with 37% of respondents aged 15-24.

Europeans who left education later are more likely to have heard of the term and know what it means. A quarter of those who left school aged 15 or younger (25%) know what it means, compared with more than a third of those who finished education aged 16-19 (36%) and a majority of those who left aged 20 or older (55%).

More than half of Europeans who are self-employed or are employees know what the term "biodiversity" means (both 52%). This contrasts with fewer than three in ten manual workers who know what the term means (28%).

Respondents who make efforts to protect biodiversity are more likely to have heard of the term "biodiversity". Nearly half of those who make efforts to protect biodiversity have heard of the term and know what it means (46%). This proportion is ten percentage points lower among those who do not make such efforts (36%).

Q1 Have you ever heard of the term 'biodiversity'?

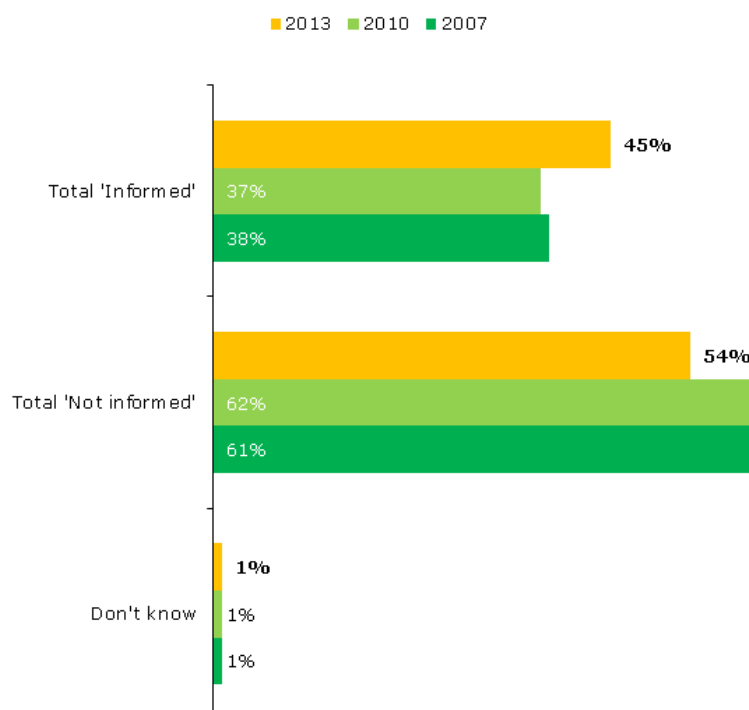
	I've heard of it and I know what it means	I've heard of it but I do not know what it means	I have never heard of it	Don't know
EU27	44%	30%	26%	0%
Sex				
Male	48%	28%	24%	0%
Female	39%	33%	28%	0%
Age				
15-24	37%	35%	28%	0%
25-39	42%	29%	29%	0%
40-54	46%	29%	25%	0%
55 +	44%	30%	25%	1%
Education (End of)				
15-	25%	35%	40%	0%
16-19	36%	32%	32%	0%
20+	55%	27%	18%	0%
Still studying	43%	34%	23%	0%
Respondent occupation scale				
Self-employed	52%	26%	22%	0%
Employee	52%	28%	20%	0%
Manual workers	28%	31%	41%	0%
Not working	38%	33%	29%	0%

1.2. How informed EU citizens feel about biodiversity loss

Respondents were asked how informed they feel about the loss of biodiversity.⁷ Europeans are fairly evenly split on how informed they are about this: fewer than half of them feel informed (45%) and slightly more than half feel that they are not informed (54%).

The proportion of respondents who say that they feel informed has increased by eight percentage points since 2010 and the proportion who feel that they are not informed has fallen by the same amount (-8).

Being informed about biodiversity loss



Q2. How informed do you feel about the loss of biodiversity?

Base: all respondents, % EU27

⁷ Q2 Biological diversity – or biodiversity – is the term given to the variety of life on Earth (like plants, animals, genes, but also ecosystems such as oceans etc.) which forms the web of life of which we are an integral part... How informed do you feel about the loss of biodiversity? Very well informed; Well informed; Not well informed; Not informed at all; Don't know.

The patterns in the proportion of those who feel informed about biodiversity loss varies across EU Member States in a similar way to familiarity with the term "biodiversity". Respondents in Austria (61%) and Germany (60%) are most likely to say that they feel informed about biodiversity loss. However, respondents in Finland are also likely to say that they feel informed about biodiversity loss (57%) despite relatively low numbers of them (26%) saying that they are familiar with the term "biodiversity" and know what it means. At the other end of the spectrum, only around a third of respondents in Italy, Latvia (both 32%), Romania and Slovakia (both 33%) feel informed about biodiversity loss.

There have been substantial increases in the proportion of respondents who feel informed about biodiversity loss in some Member States. The largest increases are in the United Kingdom (+16), Austria (+15) and Finland (+14), and 24 out of 27 Member States show increases in the proportion of respondents who feel informed. The three Member States with falls in the proportion of respondents feeling informed are Hungary (-5), Cyprus (-3) and Belgium (-1).

Being informed about biodiversity loss



Q2. How informed do you feel about the loss of biodiversity? - % 'Very well informed' and 'Well informed'
Base: all respondents, % by country



Socio-demographics

Education is strongly related to how informed respondents feel about the loss of biodiversity. More than half of Europeans who left education aged 20 or older feel informed about the loss of biodiversity (53%), compared with four in ten of those who left education aged 16-19 (40%) and a third of those who left education aged 15 or younger (33%).

Occupation is also related to how informed respondents feel about loss of biodiversity. Slightly below half of respondents who are self-employed (48%), employees (49%) or not working (44%) feel informed about the loss of biodiversity. However, just over a third of manual workers feel informed (36%).

Not surprisingly, those who have heard of the term "biodiversity" are much more likely than those who have not heard of the term to feel informed about loss of biodiversity (52% compared with 25%).

Q2 Biological diversity – or biodiversity – is the term given to the variety of life on Earth (like plants, animals, genes, but also ecosystems such as oceans etc.) which forms the web of life of which we are an integral part... How informed do you feel about the loss of biodiversity?

	Total 'Informed'	Total 'Not informed'	Don't know
EU27	45%	54%	1%
 Education (End of)			
15-	33%	66%	1%
16-19	40%	59%	1%
20+	53%	46%	1%
Still studying	43%	57%	0%
 Respondent occupation scale			
Self-employed	48%	51%	1%
Employee	49%	51%	0%
Manual workers	36%	64%	0%
Not working	44%	55%	1%

II. THREATS TO BIODIVERSITY

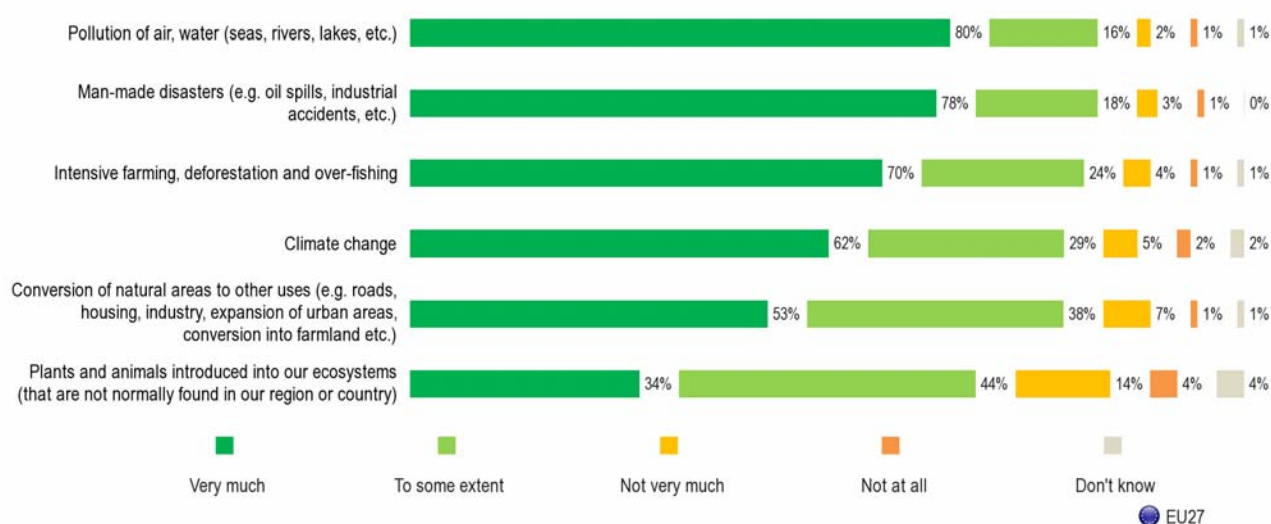
This chapter looks at Europeans' views on the various threats to biodiversity – air and water pollution, man-made disasters, intensive farming, deforestation and overfishing, climate change, the conversion of natural areas to other uses, and the introduction of new plants and animals. It also explores the extent to which they believe that each of these processes affects biodiversity and how their views on these processes are related.

- Nearly all Europeans think that the pollution of air and water and man-made disasters threaten biodiversity (96%) -

Respondents were asked what they think threatens biodiversity.⁸ Across the EU, more than nine in ten respondents think that pollution of air and water (96%), man-made disasters (96%), intensive farming, deforestation and over-fishing (94%), climate change (91%) and conversion of natural areas to other uses (91%) threaten diversity at least to some extent. Slightly fewer Europeans think that plants and animals introduced into our ecosystems threaten biodiversity (78%).

Europeans are most likely to see pollution of air and water (80%) and man-made disasters (78%) as very threatening to biodiversity. Many also think that intensive farming, deforestation and over-fishing (70%), climate change (62%) and conversion of natural areas to other uses (53%) are very much threats to biodiversity. However, only a third think that plants and animals introduced into our ecosystems (34%) threaten biodiversity very much, while 44% think that plants and animals introduced into our ecosystems threaten biodiversity to some extent.

Q7. For each of the aspects from the following list, please tell me if you think it threatens biodiversity...

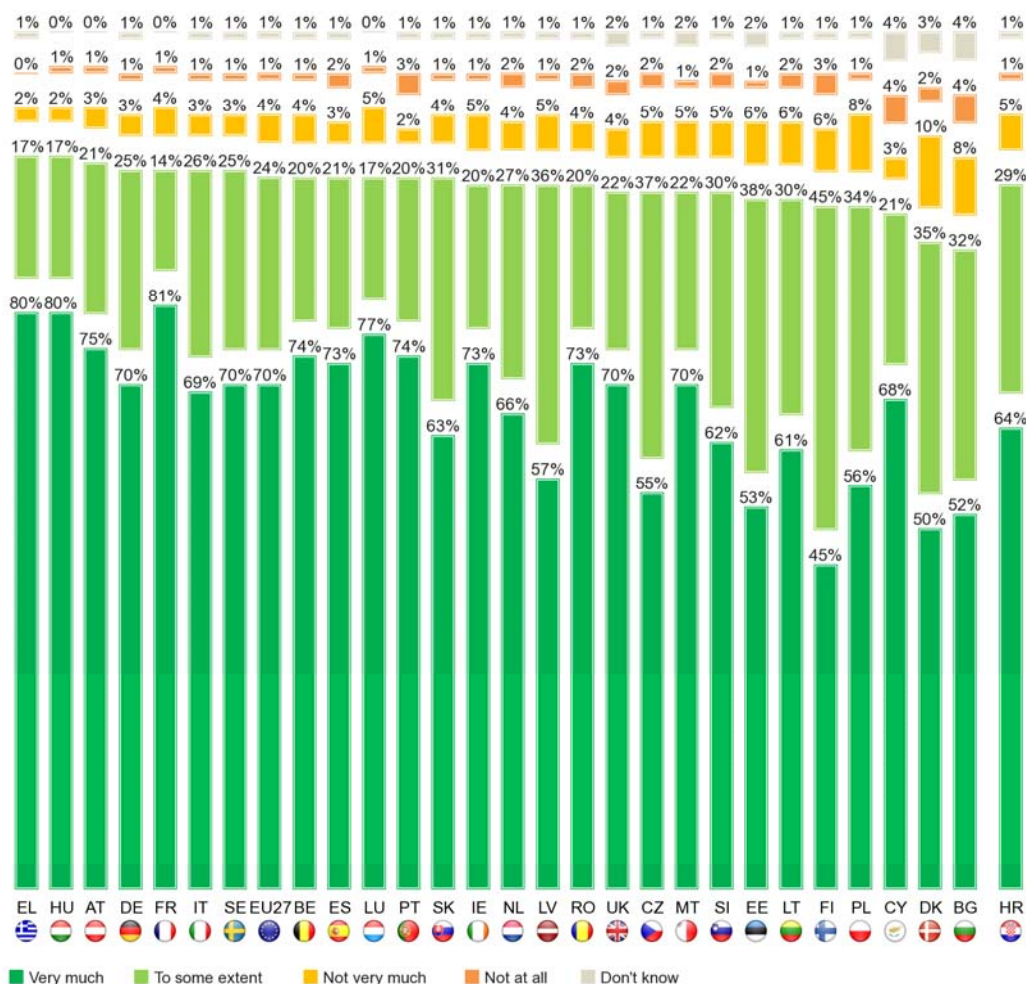


⁸ Q7 For each of the aspects from the following list, please tell me if you think it threatens biodiversity... 7.1 Intensive farming, deforestation and over-fishing; 7.2 Pollution of air, water (seas, rivers, lakes, etc.); 7.3 Man-made disasters (e.g. oil spills, industrial accidents, etc.); 7.4 Plants and animals introduced into our ecosystems (that are not normally found); 7.5 Climate change; 7.6 Conversion of natural areas to other uses (e.g. roads, housing, industry, expansion of urban areas, conversion into farmland, etc.). Response categories for each question are: Very much; To some extent; Not very much; Not at all; Don't know.

A high proportion of respondents in all EU Member States believe that intensive farming, deforestation and over-fishing threaten biodiversity. Respondents are most likely to say these processes are a threat to biodiversity in Greece, Hungary (both 97%) and Austria (96%), and are least likely to say so in Bulgaria (84%), Denmark (85%) and Cyprus (89%).

Q7.1. For each of the aspects from the following list, please tell me if you think it threatens biodiversity...

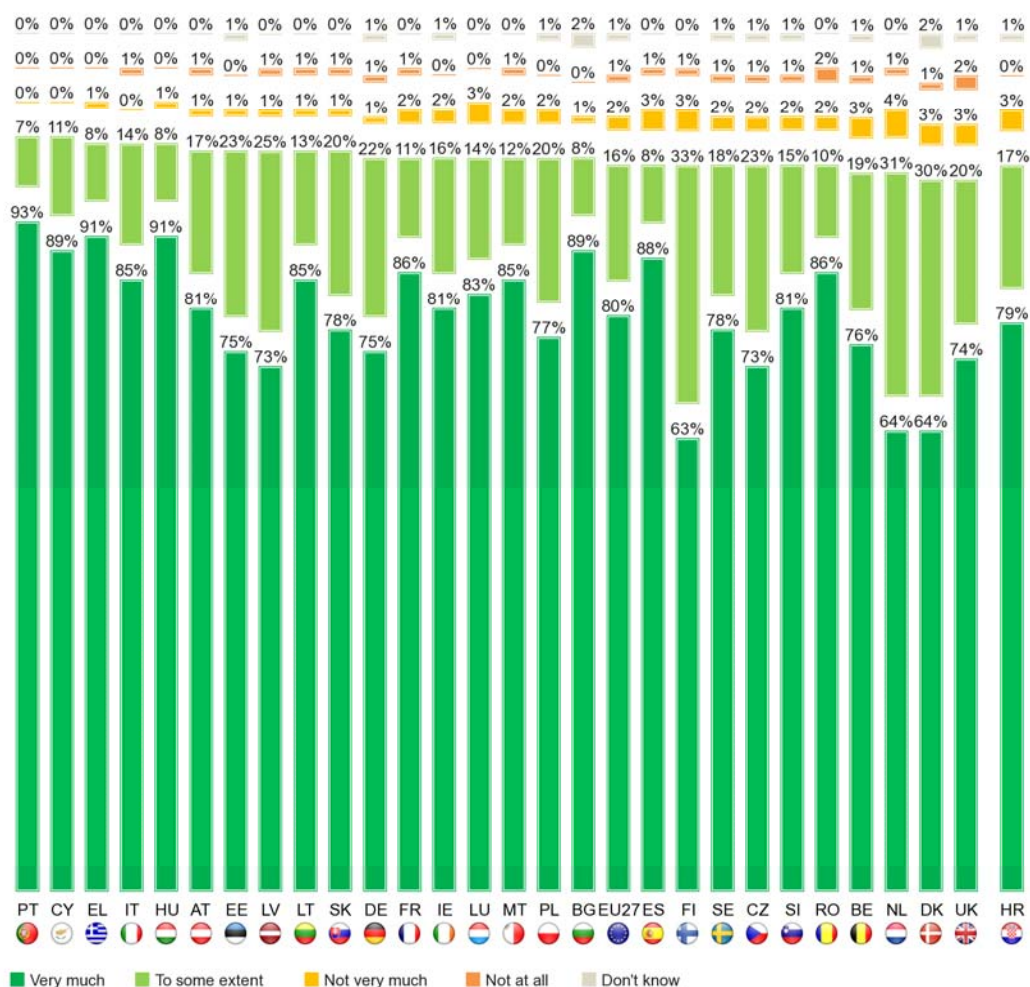
Intensive farming, deforestation and over-fishing



A large proportion of respondents in all Member States also believe that the pollution of air and water threatens biodiversity. Over nine in ten respondents in Portugal (93%), Greece and Hungary (both 91%) believe that air and water pollution threaten biodiversity very much. At the other end of the spectrum, around two thirds of respondents in Finland (63%), the Netherlands and Denmark (both 64%) are of this opinion.

Q7.2. For each of the aspects from the following list, please tell me if you think it threatens biodiversity...

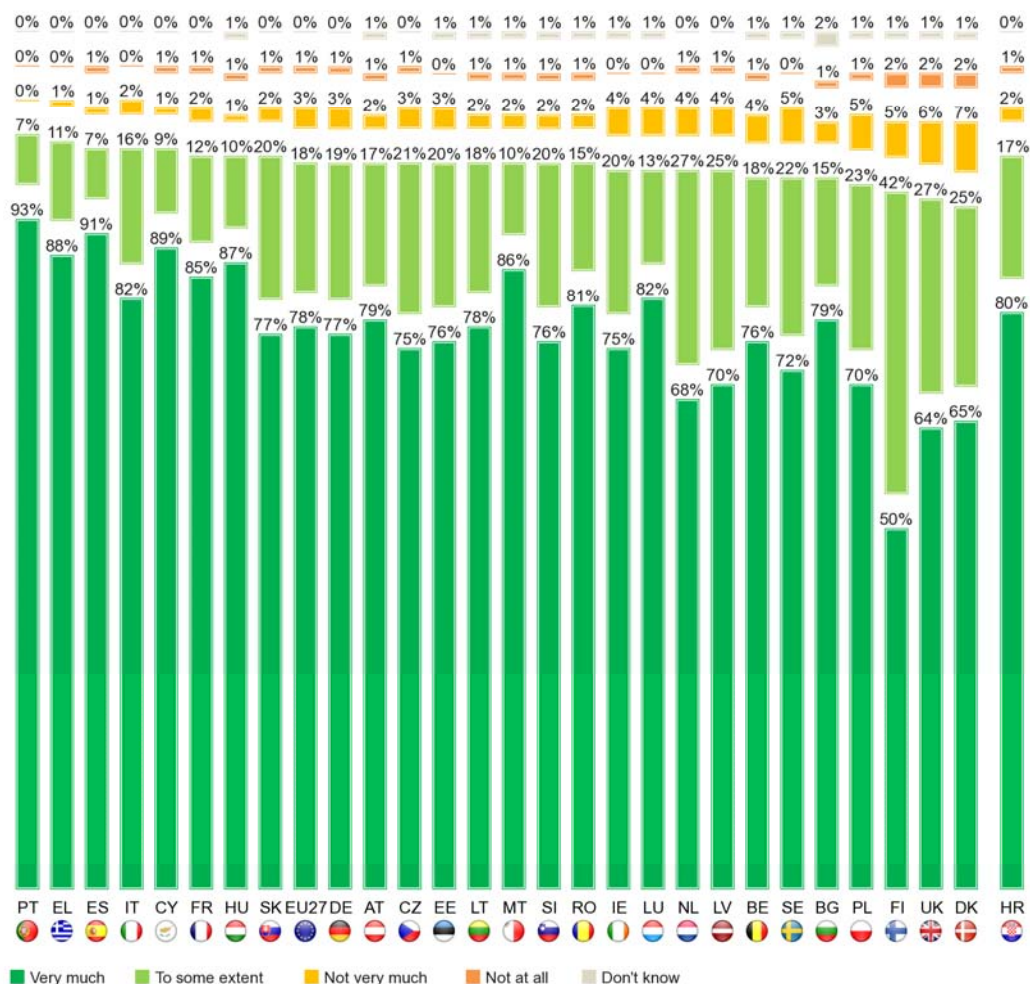
Pollution of air, water (seas, rivers, lakes, etc.)



A considerable majority of Europeans also believe that man-made disasters, including oil spills and industrial accidents, threaten biodiversity. Respondents are most likely to believe that man-made disasters threaten biodiversity very much in Portugal (93%), Spain (91%) and Cyprus (89%), whereas only half of respondents in Finland (50%) believe this.

Q7.3. For each of the aspects from the following list, please tell me if you think it threatens biodiversity...

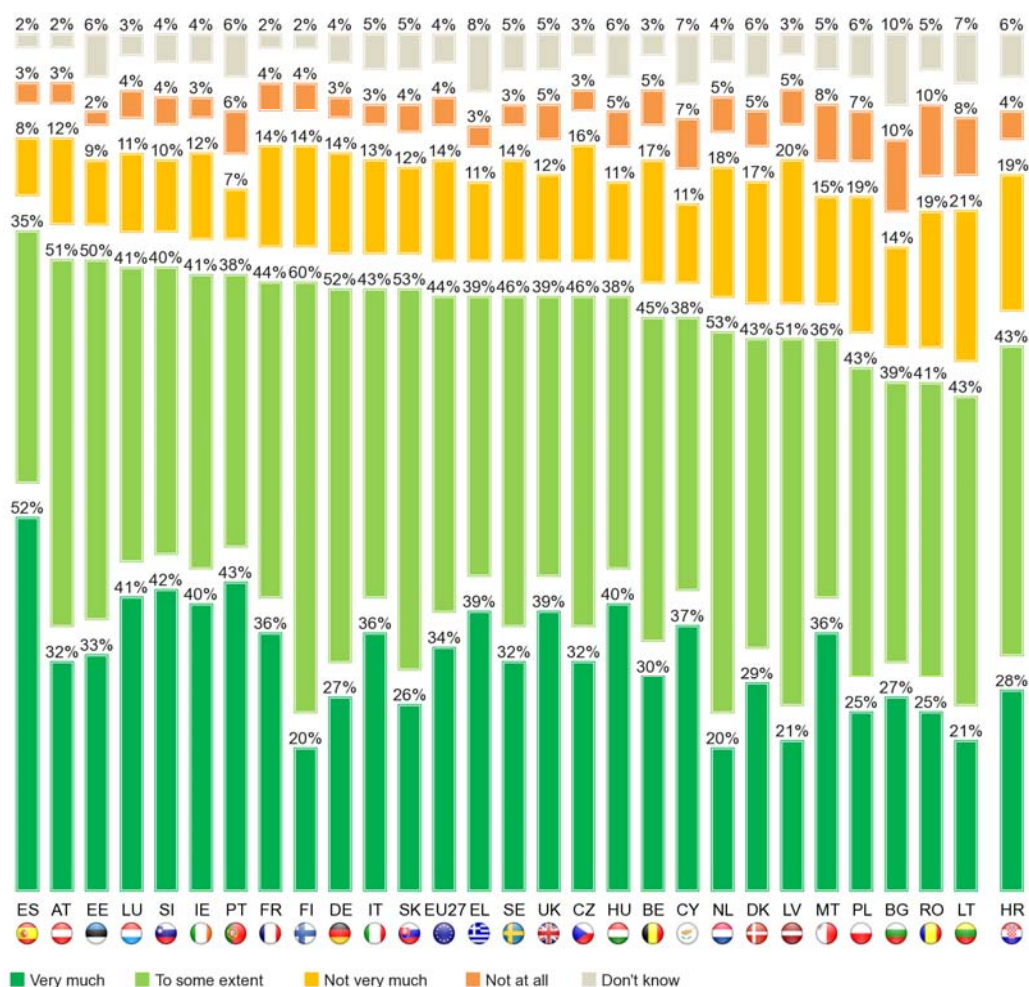
Man-made disasters (e.g. oil spills, industrial accidents, etc.)



Europeans are less likely to see plants and animals that are introduced into our ecosystem as a threat to biodiversity, but the majority of respondents in all EU Member States still view the introduction of plants and animals as a threat. Respondents are most likely to view newly introduced plants and animals as a very great threat to biodiversity in Spain (52%), Portugal (43%) and Slovenia (42%), and are least likely to do so in Finland and the Netherlands (both 20%). These results would indicate that Europeans view human actions – including pollution, man-made disasters and intensive farming – as more critical threats to biodiversity.

Q7.4. For each of the aspects from the following list, please tell me if you think it threatens biodiversity...

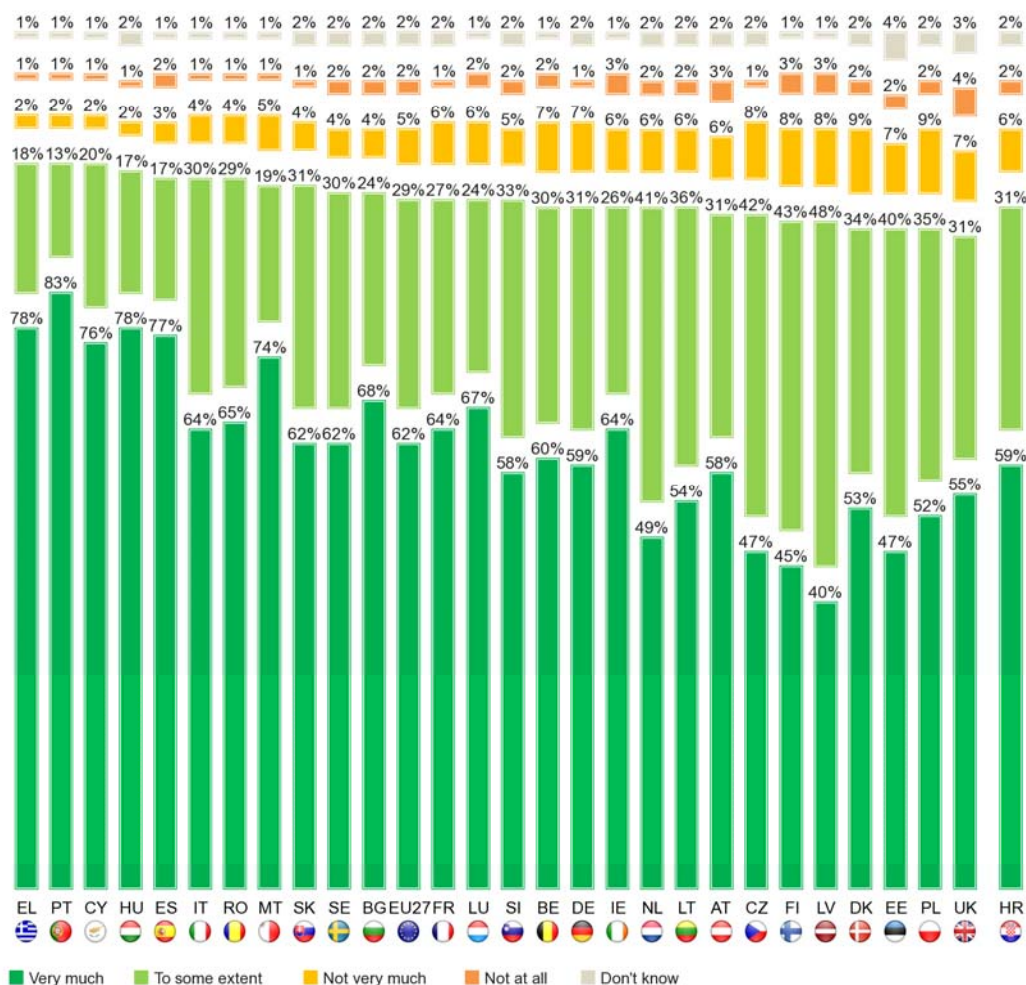
Plants and animals introduced into our ecosystems (that are not normally found in our region or country)



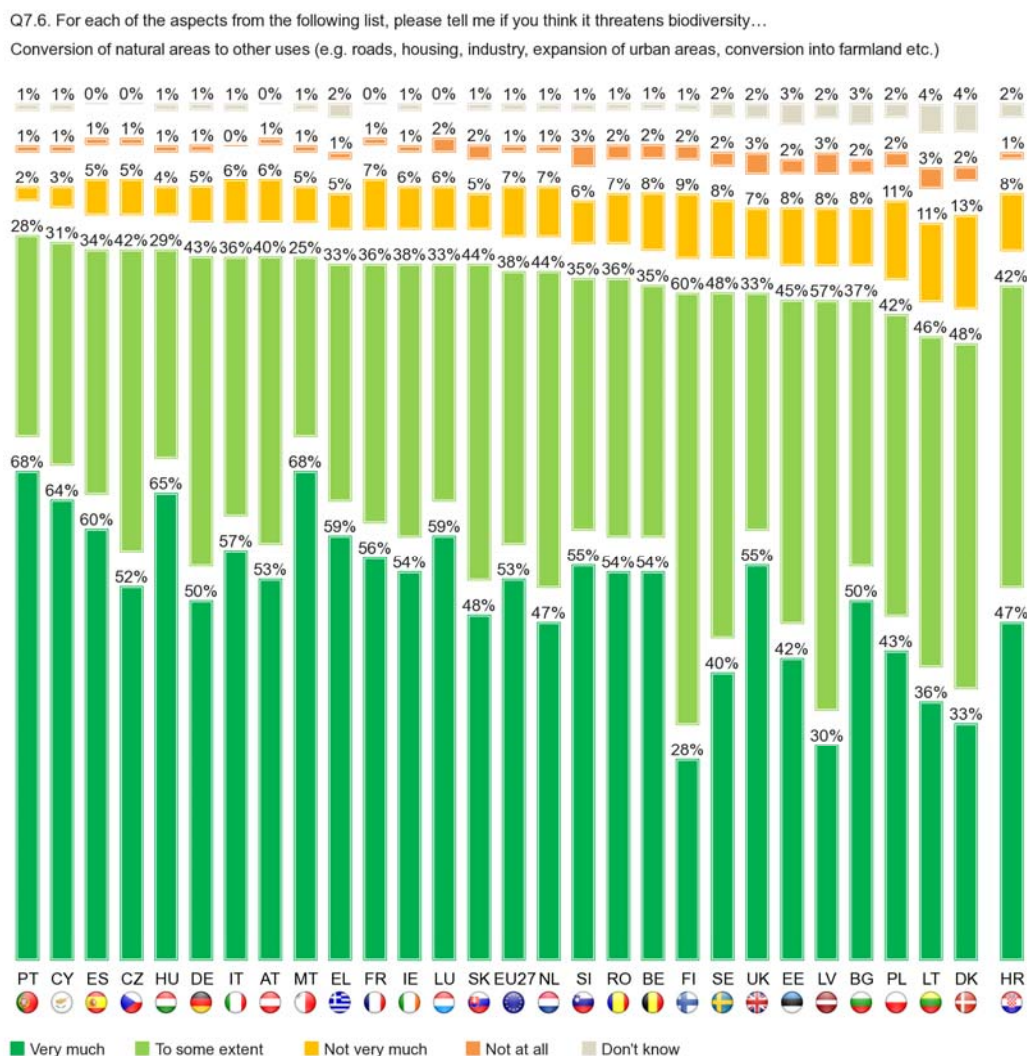
The majority of respondents in all EU Member States believe that climate change threatens biodiversity (ranging from 96% to 86%). Over eight in ten respondents in Portugal (83%) believe that climate change threatens biodiversity very much, and just under eight in ten respondents in Greece, Hungary (both 78%) and Spain (77%) are of the same opinion. Respondents in Latvia (40%), Finland (45%), the Czech Republic and Estonia (both 47%) are least likely to believe this.

Q7.5. For each of the aspects from the following list, please tell me if you think it threatens biodiversity...

Climate change



Similarly, a large majority of respondents in all EU Member States believe that the conversion of natural areas to other uses – including for roads, housing and industry – threatens biodiversity (ranging from 96% to 81%). Around two thirds of respondents in Malta, Portugal (both 68%) and Hungary (65%) believe that the conversion of natural areas threatens biodiversity very much, while respondents in Finland (28%) and Latvia (30%) are least likely to share this opinion.



Socio-demographics

There are relatively few socio-demographic differences in the proportion of Europeans who believe that each of the problems discussed is at least a threat to biodiversity to some extent. However, there are some differences in the proportion who consider that these processes very much threaten biodiversity.

Older Europeans are more likely to consider intensive farming, deforestation and over-fishing to be very much a threat to biodiversity. Nearly three quarters of respondents aged 40-54 (74%) are of this opinion, along with seven in ten of those aged 55 or older (70%) and 25-39 (69%). The youngest age group, those aged 15-24, are least likely to consider these practices very much a threat to biodiversity (63%).

Women are generally more likely to consider pollution of air and water to be very much threats to biodiversity compared with men (83% compared with 78%). Women are also much more likely than men to consider man-made disasters such as oil spills and industrial accidents to be very much threats to biodiversity (82% compared with 73%).

Europeans aged 15-24 are less likely to consider plants and animals (not normally found in their region or country) that have been introduced into their ecosystems to be very much a problem (25%) than 25-39 year-olds, those aged 55 or older (both 35%) and those aged 40-54 (38%).

Women (65%) are more likely than men (59%) to believe that climate change very much threatens biodiversity. Women are also more likely to believe that conversion of natural areas to other uses very much threatens biodiversity (56% compared with 50%).

Manual workers and employees (65% and 63%, respectively) are more likely than the self-employed and those not working (59% and 61%, respectively) to think that climate change is very much a threat to biodiversity.

Europeans who have heard of the term "biodiversity" are more likely than those who have not heard of it to believe that intensive farming, deforestation and over-fishing (73% compared with 60%), pollution of air and water (82% compared with 77%) and conversion of natural areas to other uses (55% compared with 49%) threaten biodiversity very much. However, they do not differ greatly with regard to man-made disasters (78% compared with 77%), plants and animals introduced into our ecosystems (35% compared with 32%) and climate change (both 62%).

Q7. For each of the aspects from the following list, please tell me if you think it threatens biodiversity...

	Pollution of air, water (seas, rivers, lakes, etc.)	Man-made disasters (e.g. oil spills, industrial accidents, etc.)	Intensive farming, deforestation and over-fishing	Climate change	Conversion of natural areas to other uses (e.g. roads, housing, industry, expansion of urban areas, conversion into farmland etc.)	Plants and animals introduced into our ecosystems (that are not normally found in our region or country)
EU27	80%	78%	70%	62%	53%	34%
Sex						
Male	78%	73%	69%	59%	50%	34%
Female	83%	82%	71%	65%	56%	34%
Age						
15-24	82%	79%	63%	59%	53%	25%
25-39	81%	80%	69%	64%	54%	35%
40-54	81%	78%	74%	63%	56%	38%
55 +	78%	76%	70%	60%	50%	35%
Respondent occupation scale						
Self-employed	77%	74%	69%	59%	52%	37%
Employee	82%	77%	73%	63%	56%	34%
Manual workers	79%	82%	66%	65%	54%	34%
Not working	80%	78%	68%	61%	51%	33%
Heard of the term 'biodiversity'						
Total 'Yes'	82%	78%	73%	62%	55%	35%
Total 'No'	77%	77%	60%	62%	49%	32%

III. THE SERIOUSNESS OF BIODIVERSITY LOSS

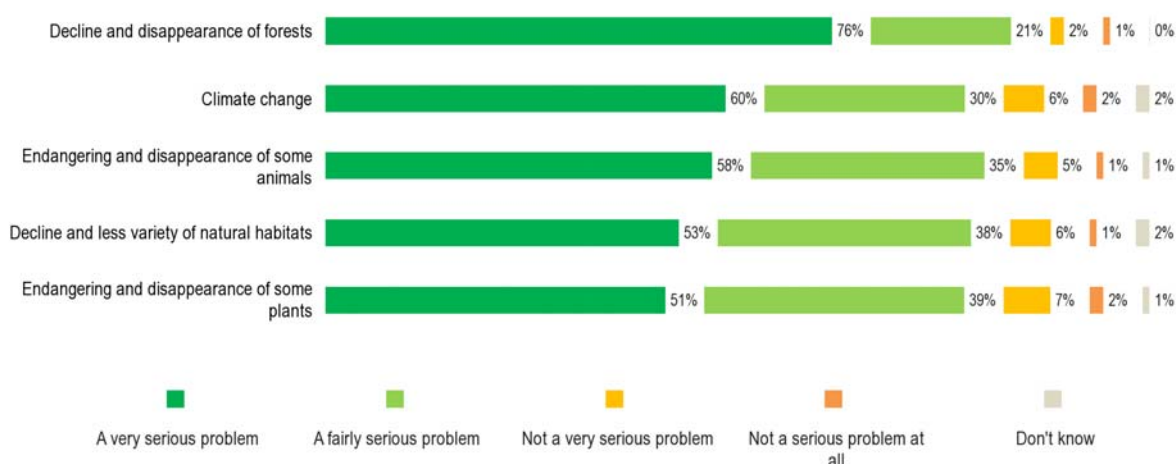
This chapter looks at how serious Europeans think that different effects of biodiversity loss are. It also examines how concerned respondents are about biodiversity loss at the national, European and global levels.

3.1. The seriousness of different aspects of biodiversity loss

- More than ninety percent of Europeans believe that the decline of forests, climate change, the endangering and disappearance of animals, the decline of natural habitats and the endangering of some plants are all serious problems -

Respondents were asked how serious a problem they consider different aspects of biodiversity loss to be.⁹ The overwhelming majority of Europeans view the various effects of biodiversity loss as serious problems. They believe almost universally that the decline and disappearance of forests is a serious problem (97%), and nine in ten believe that climate change (90%), the endangering and disappearance of some animals (93%), the decline and loss of variety of natural habitats (91%) and the endangering and disappearance of some plants (90%) are all serious problems.

Q3. For each of the following effects of biodiversity loss, can you tell me if it is in your opinion...

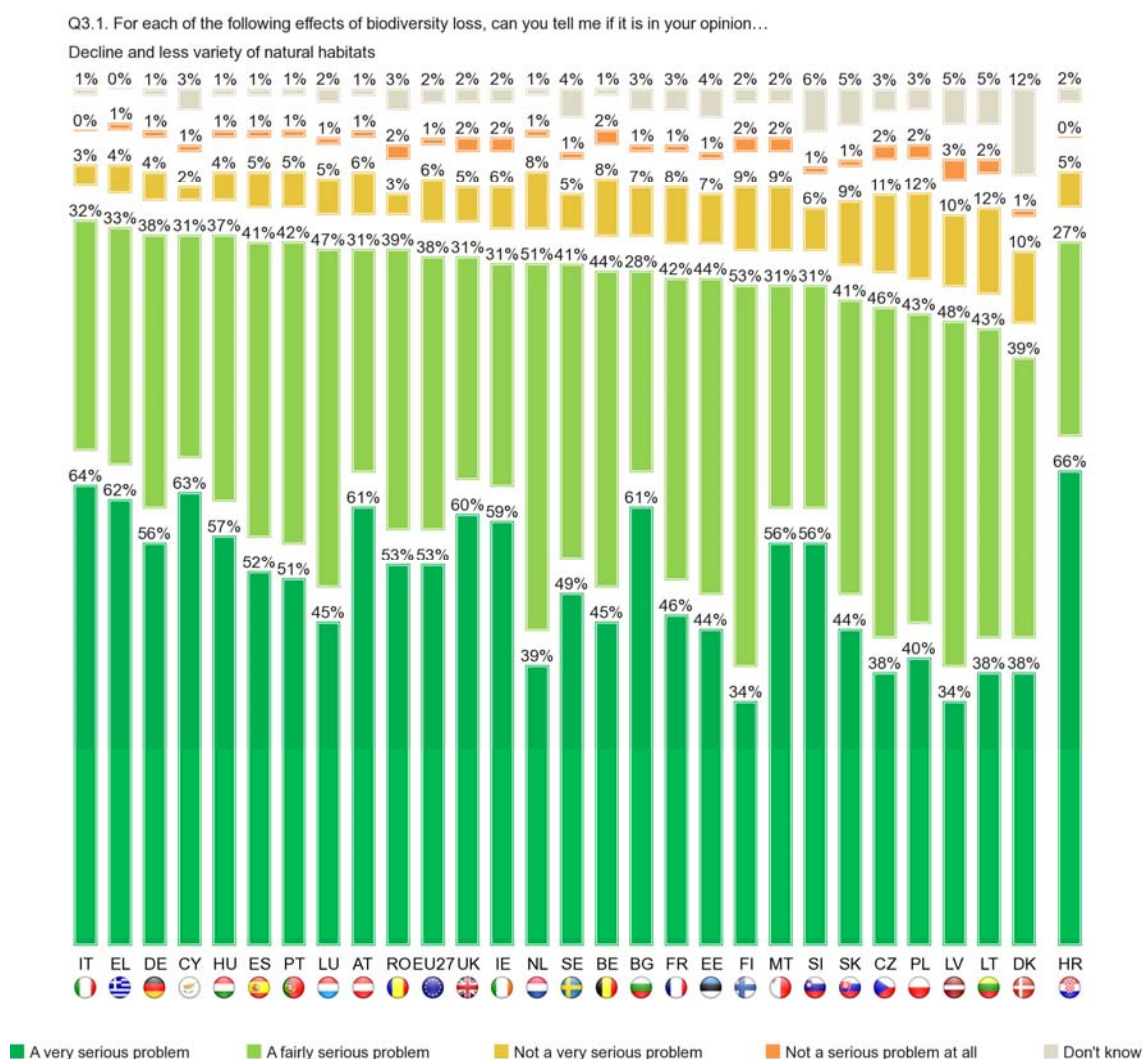


EU27

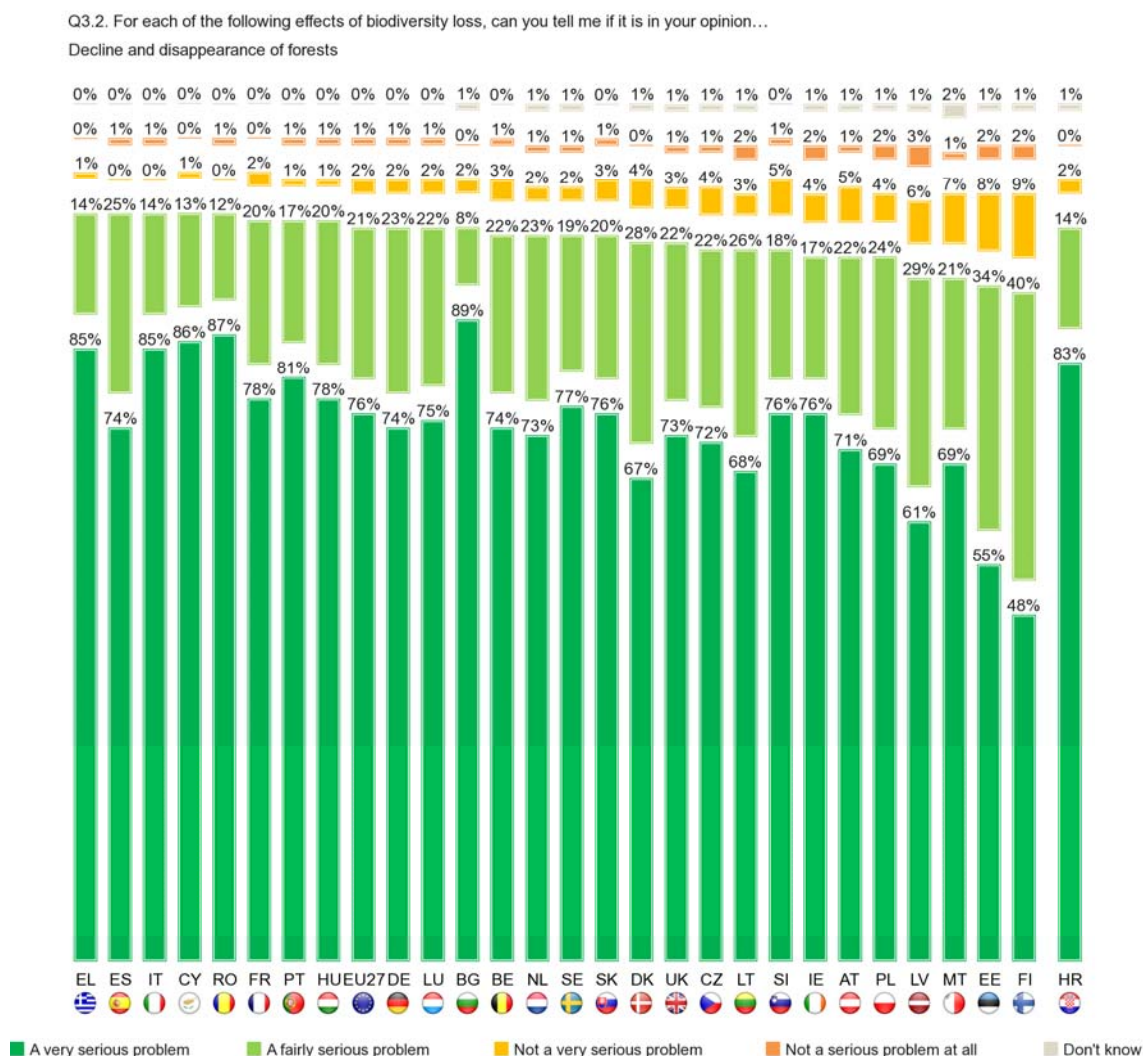
⁹ Q3: For each of the following effects of biodiversity loss, can you tell me if it is in your opinion... Q3.1 Decline and less variety of natural habitats; Q3.2 Decline and disappearance of forests; Q3.3 Endangering and disappearance of some animals; Q3.4 Endangering and disappearance of some plants; Q3.5 Climate change. Response categories for each question are: A very serious problem; A fairly serious problem; Not a very serious problem; Not a serious problem at all; Don't know.

The proportion of respondents across EU Member States who regard the decline and loss of variety of natural habitats as a serious problem ranges from 96% to 77%. Respondents are most likely to believe that it is a very serious problem in Italy (64%), Cyprus (63%) and Greece (62%). Respondents in Croatia are also particularly likely to see this as a very serious problem (66%).

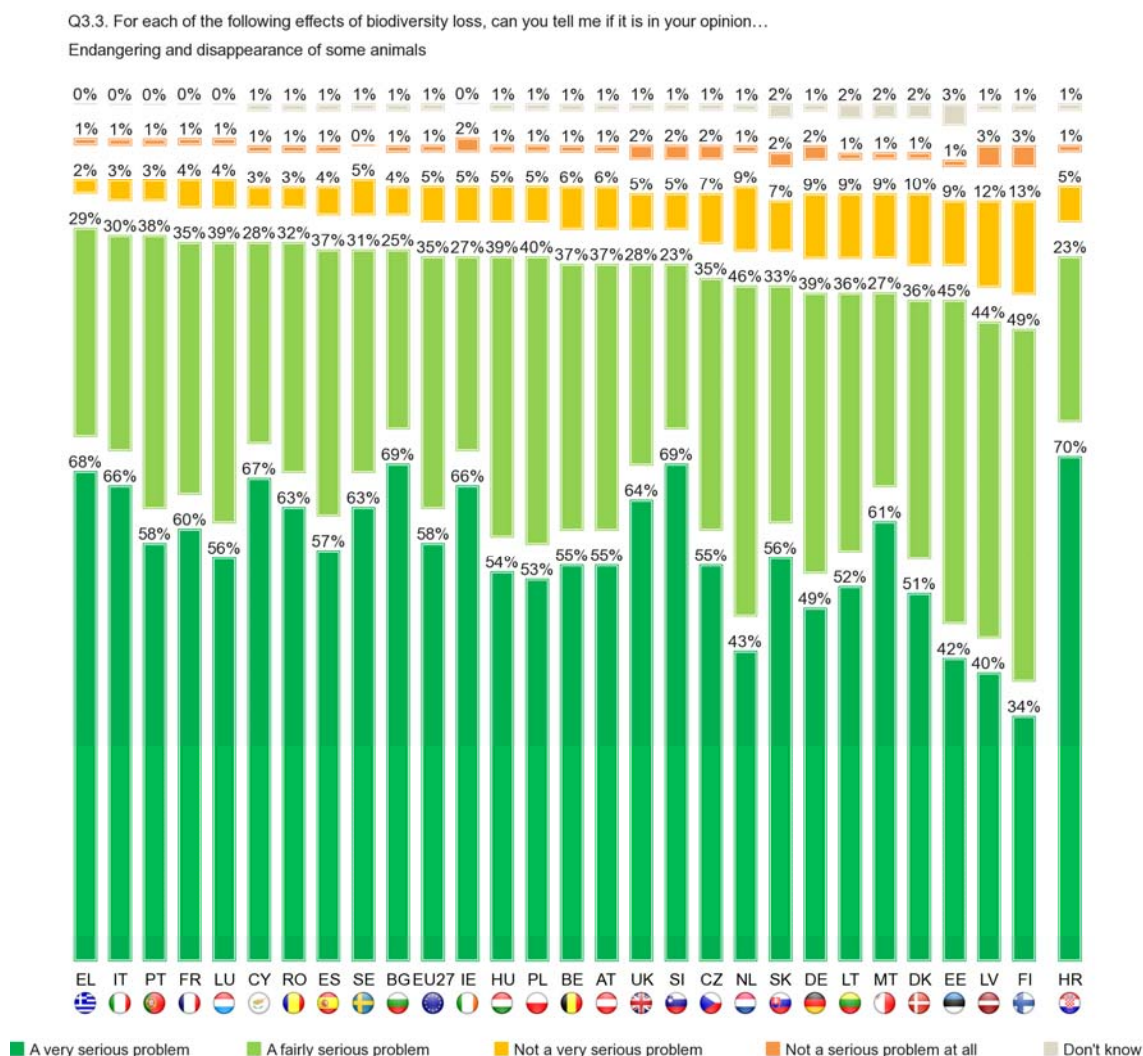
Respondents are least likely to describe it as a very serious problem in Finland and Latvia (both 34%). These are also the countries where respondents are least likely to believe that the conversion of natural areas to other uses threatens biodiversity very much (28% of respondents in Finland and 30% of respondents in Latvia give this response).



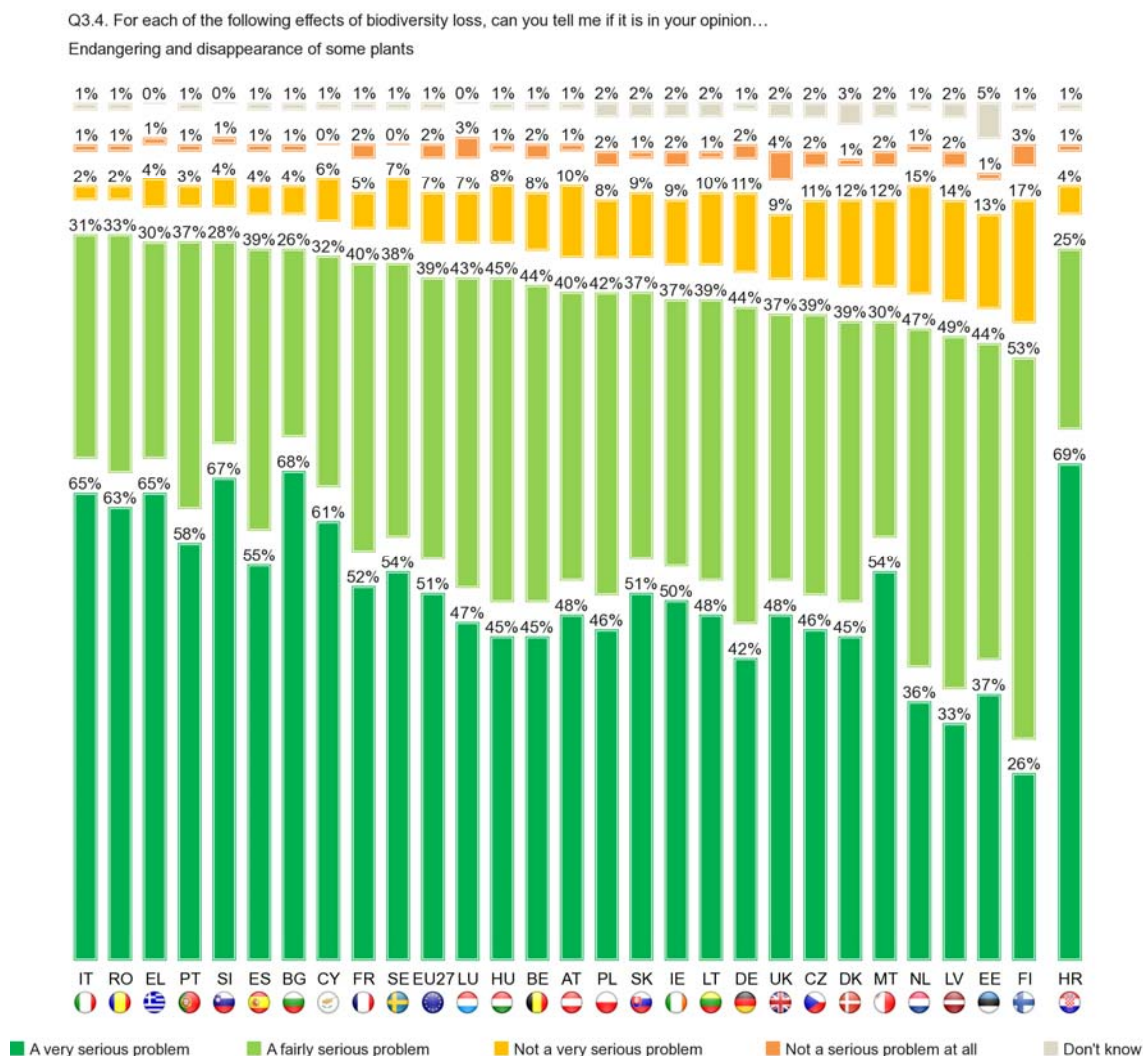
There is little disagreement across EU Member States on whether the decline and disappearance of forests is a serious problem (the proportion of respondents with this view ranges from 99% to 88%). Respondents in Bulgaria (89%), Romania (87%) and Cyprus (86%) are most likely to view this as a very serious problem, with respondents in Finland (48%), Estonia (55%) and Latvia (61%) least likely to do so.



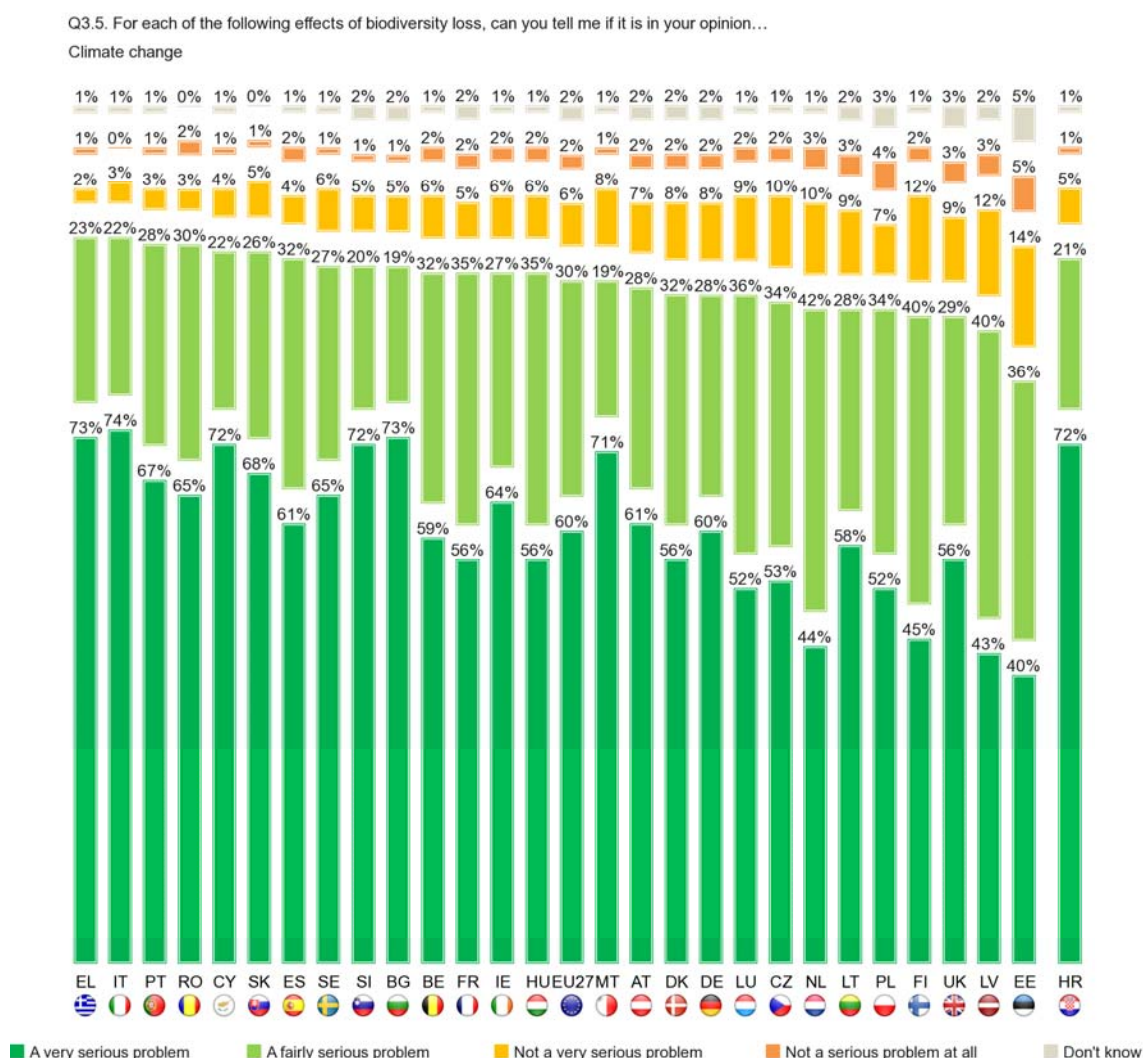
The proportion of respondents in EU Member States who believe that the endangering and disappearance of some animals is a serious problem ranges from 97% to 83%. Respondents in Slovenia and Bulgaria (both 69%) are most likely to believe this effect of biodiversity loss is a very serious problem, while respondents in Finland (34%) and Latvia (40%) are least likely to think so.



The proportion of respondents across the EU who consider the endangering and disappearance of some plants to be a serious problem ranges from 96% to 79%. Respondents are most likely to describe this as a very serious problem in Bulgaria (68%) and Slovenia (67%), with respondents in Finland (26%), Latvia (33%) and the Netherlands (36%) least likely to do so. More respondents in Croatia (69%) believe that this is a very serious problem than in any other country.



Respondents are concerned about climate change in all EU countries. The proportion of respondents who view climate change as a serious problem varies from 96% to 76% across Member States. Respondents are most likely to view climate change as a serious problem in Greece, Italy (both 96%) and Portugal (95%), and least likely to do so in Estonia (76%), Latvia (83%), the United Kingdom and Finland (both 85%).



Socio-demographics

For each of the effects of biodiversity loss discussed, the levels of concern are fairly similar across socio-demographic groups.

Respondents in different occupation groups vary to some extent in how likely they are to consider decline and less variety of natural habitats to be a very serious issue. Employees (57%) are the most likely to consider it a very serious issue, while manual workers and those who are not working (both 50%) are least likely to do so.

There are no substantial socio-demographic differences in the proportion of respondents who consider the decline and disappearance of forests to be a very serious problem. The largest difference is between employees (78%) and the self-employed (73%).

Europeans in large towns are more likely to consider the endangering and disappearance of some animals to be a very serious problem (60%), compared with those who live in rural villages (56%).

Younger respondents are less likely to consider the endangering and disappearance of some plants to be a very serious problem. Respondents aged 15-24 are five percentage points less likely than those aged 25-39 to consider this a very serious problem (46% compared with 51%).

There is a substantial gender gap in the proportion of respondents who believe that climate change is a very serious problem. More than two thirds of women believe that it is a very serious problem (64%). This figure is eight percentage points higher than the proportion of men who believe that climate change is a very serious problem (56%).

EU citizens aged 15-24 are less likely to believe that climate change is a very serious problem (55%), compared with those aged 25-39, 40-54 and 55 or older (61%, 63% and 60%, respectively).

Those who make an effort to protect biodiversity are more likely than those who do not to consider the decline and less variety of natural habitats (56% compared with 44%), decline and disappearance of forests (79% compared with 69%), endangering and disappearance of some animals (61% compared with 50%), endangering and disappearance of some plants (55% compared with 41%) and climate change (63% compared with 54%) to be very serious problems.

Q3. For each of the following effects of biodiversity loss, can you tell me if it is in your opinion...

Answer 'A very serious problem'

	Decline and less variety of natural habitats	Decline and disappearance of forests	Endangering and disappearance of some animals	Endangering and disappearance of some plants	Climate change
EU27	53%	76%	58%	51%	60%
Sex					
Male	51%	74%	56%	50%	56%
Female	54%	78%	59%	53%	64%
Age					
15-24	48%	74%	60%	46%	55%
25-39	55%	74%	60%	51%	61%
40-54	56%	78%	58%	52%	63%
55 +	50%	77%	55%	52%	60%
Subjective urbanisation					
Rural village	50%	74%	56%	50%	58%
Small/ Mid-size town	52%	77%	58%	51%	61%
Large town	57%	77%	60%	53%	61%
Respondent occupation scale					
Self-employed	54%	73%	56%	51%	57%
Employee	57%	78%	59%	51%	63%
Manual workers	50%	74%	61%	54%	61%
Not working	50%	76%	57%	51%	59%

3.2. Domestic, European and global biodiversity issues

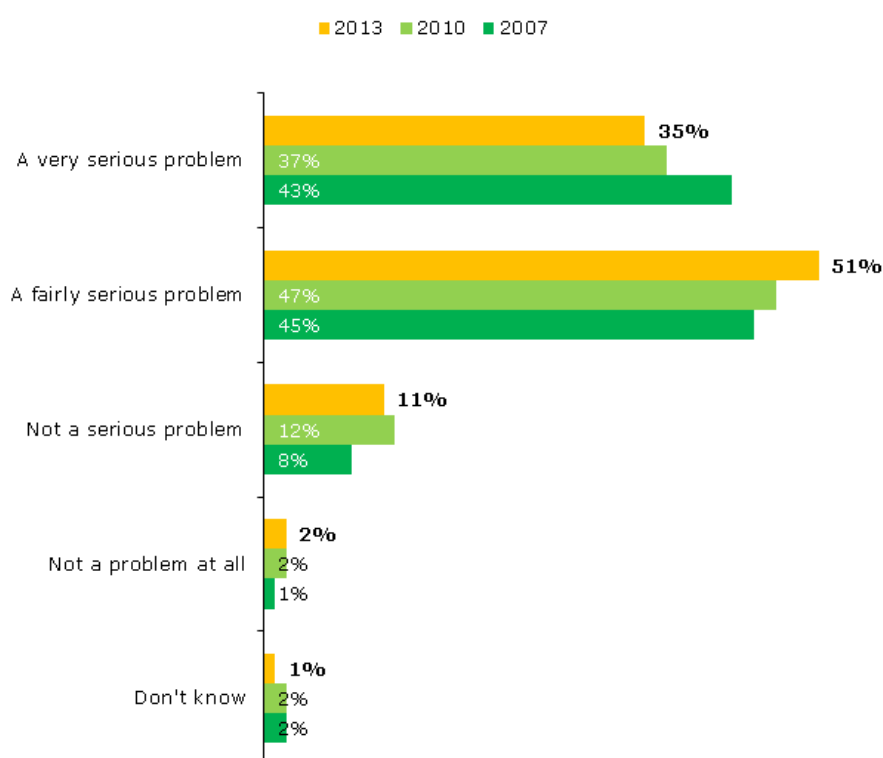
Respondents were asked how serious a problem biodiversity loss would be at different geographic levels.¹⁰ The proportion of Europeans who believe that biodiversity loss in their home country is a very serious problem has declined compared with previous surveys. Currently, one third of respondents believe biodiversity loss is a very serious problem in their own country (35%), down from 37% in 2010 and 43% in 2007.

However, the proportion of Europeans who believe that biodiversity loss in their own country is a fairly serious problem has increased from previous surveys. Over half of respondents (51%) believe that biodiversity loss is a fairly serious problem, up from 47% in 2010 and 45% in 2007.

The proportion of respondents who do not believe biodiversity loss in their home country is a serious problem (11%) has decreased only slightly compared with 2010 (12%).

Only between one and two percent of respondents in all three surveys believe that biodiversity loss is not a problem at all in their own country.

Seriousness of biodiversity loss in respondents' country



Q5. In your opinion, how serious is the decline and possible extinction of animal species, flora and fauna, natural habitats and ecosystems? It is...
Base: all respondents, % EU27

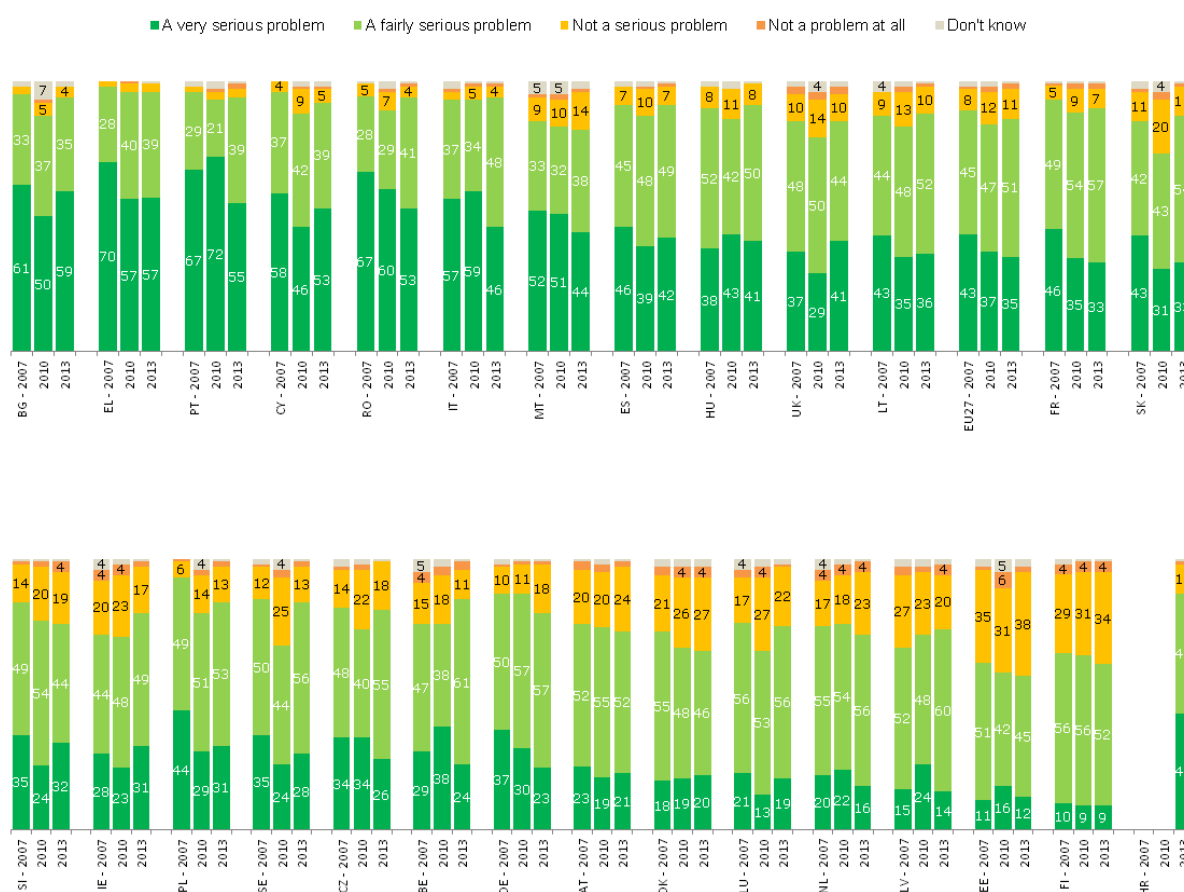
¹⁰ Q5 In your opinion, how serious is the decline and possible extinction of animal species, flora and fauna, natural habitats and ecosystems? It is... A very serious problem; A fairly serious problem; Not a serious problem; Not a problem at all; Don't know... 5.1 In your country; 5.2 In Europe; 5.3 Globally.

In some individual EU Member States, there have been notable changes in views on biodiversity loss in the respondent's country across different survey waves.

The proportion of respondents who view biodiversity loss as a serious problem in their own country varies substantially. They are most likely to be very concerned in Bulgaria (59%), Greece (57%) and Portugal (55%), and least likely to be so in Finland (9%), Estonia (12%) and Latvia (14%).

Compared with the previous survey in 2010, the largest increases in respondents who say that biodiversity loss in their country is a serious problem are in Sweden (+16), Slovakia (+13), Ireland (+9), Luxembourg (+9) and Belgium (+9). However, some countries also experienced falls in the proportion of respondents who say that biodiversity loss is a problem in their country, with Germany (-7), the Netherlands (-4) and Finland (-4) seeing the largest falls.

Seriousness of biodiversity loss in respondents' country



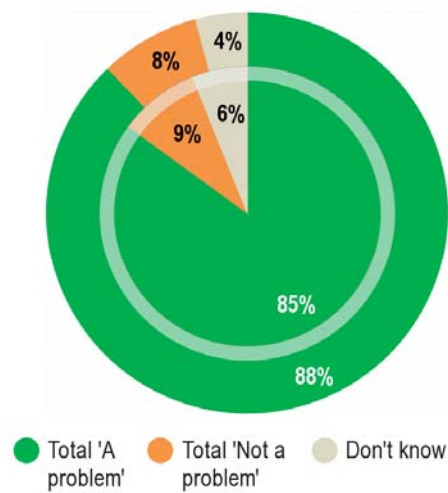
Q5. In your opinion, how serious is the decline and possible extinction of animal species, flora and fauna, natural habitats and ecosystems? It is...

Base: all respondents, % by country

In this survey, roughly nine in ten respondents (88%) believe that the decline and possible extinction of animal species, flora and fauna, natural habitats and ecosystems in Europe is a problem. This represents a three percentage point increase over the previous survey in February 2010 (85%).

Q5.2. In your opinion, how serious is the decline and possible extinction of animal species, flora and fauna, natural habitats and ecosystems? It is...

In Europe



Inner pie : FL290 Feb. 2010

Outer pie : FL379 June 2013

EU27

There is relatively little variation across Member States in the proportion of respondents who believe that the decline and possible extinction of animal species, flora and fauna, natural habitats and ecosystems in Europe is a serious problem. The differences between countries are considerably lower than for views about the seriousness of biodiversity loss at the national level.

At the upper end, 95% of respondents in Portugal think that biodiversity loss in Europe is a serious problem, compared with 76% of respondents in Finland at the lower end. The variation is greater when considering those who say biodiversity is a very serious problem. More than half of respondents in Portugal (62%), Cyprus and Greece (both 55%) think that biodiversity loss in Europe is a very serious problem, whereas fewer than three in ten think so in Finland (20%), the Netherlands (26%), Latvia, Estonia and Denmark (all 29%).

Respondents in several countries are increasingly concerned about biodiversity loss in Europe. The largest increases since 2010 are in Sweden (+12), the United Kingdom (+9) and Ireland (+9). Only two countries' citizens are less concerned about biodiversity loss in Europe than they were in 2010: Finland (-4) and Germany (-3).

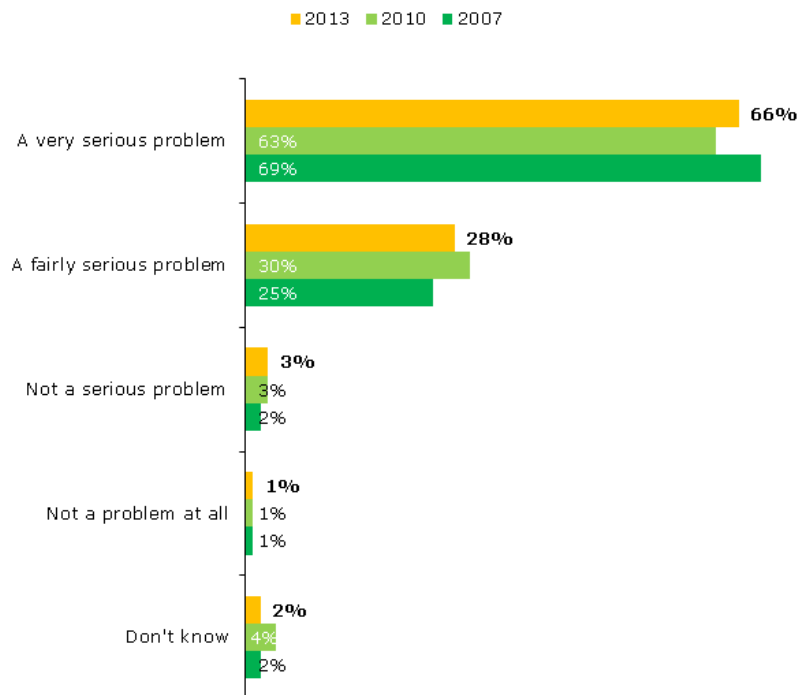
Seriousness of biodiversity loss in Europe



Q5. In your opinion, how serious is the decline and possible extinction of animal species, flora and fauna, natural habitats and ecosystems? It is...
Base: all respondents, % by country

Around two thirds of Europeans think that biodiversity loss at a global level is a very serious problem (66%), while three in ten believe that it is a fairly serious problem (28%). Just 3% of Europeans think that it is not a serious problem and only 1% believe that it is not a problem at all.

Seriousness of biodiversity loss at a global level



Q5. In your opinion, how serious is the decline and possible extinction of animal species, flora and fauna, natural habitats and ecosystems? It is...

Base: all respondents, % EU27

Europeans across all Member States (between 95% and 88% of respondents) are in strong agreement that biodiversity loss at a global level is a problem.

Respondents are most likely to believe that biodiversity loss at a global level is a very serious problem in Portugal (78%), Austria and Italy (both 74%). They are least likely to think so in Finland (47%), Estonia (53%) and Latvia (54%).

The largest increases in the numbers of respondents who believe that biodiversity loss at a global level is a very serious problem are in Bulgaria (+14), the United Kingdom (+10) and Ireland (+9).

Seriousness of biodiversity loss at a global level



Q5. In your opinion, how serious is the decline and possible extinction of animal species, flora and fauna, natural habitats and ecosystems? It is...

Base: all respondents, % by country

Socio-demographics

Domestic Biodiversity Loss

More educated respondents are less likely to think that biodiversity loss is a very serious problem in their country. Four in ten of those who finished education aged 15 or younger (42%) and those who finished aged 16-19 (40%) think so, compared with only three out of ten respondents who finished education aged 20 or older, or who are still studying (both 31%).

Across the EU, manual workers are most likely to think that biodiversity loss at the national level is a very serious problem (40%). Self-employed Europeans and those who are employees are the least likely to think so (both 32%).

In Europe

Respondents' concerns over biodiversity loss in Europe show similar patterns to their concern with biodiversity loss in their own country. Respondents who finished education aged 15 or younger (45%), or aged 16-19 (44%), are more likely to think that biodiversity loss in Europe is a very serious problem, compared with respondents who finished education aged 20 or older (35%), or who are still studying (37%).

Manual workers are also most likely to see biodiversity loss in Europe as a very serious problem (44%), compared with self-employed respondents and employees (both 37%).

Globally

Unlike perceptions of biodiversity loss at the national level, higher levels of education are not related to concern about biodiversity loss at a global level. Around two thirds of respondents who finished education aged 15 or younger (65%), 16-19 or 20 years or older (both 66%) think that biodiversity loss is a very serious problem at the global level, while Europeans who are still studying are even more likely to believe this (72%).

Younger Europeans are the most concerned about biodiversity loss globally. Seven out of ten respondents aged 15-24 believe that biodiversity loss globally is a very serious problem (70%). This is seven percentage points more than among those aged 55 or older (63%).

Q5. In your opinion, how serious is the decline and possible extinction of animal species, flora and fauna, natural habitats and ecosystems? It is...

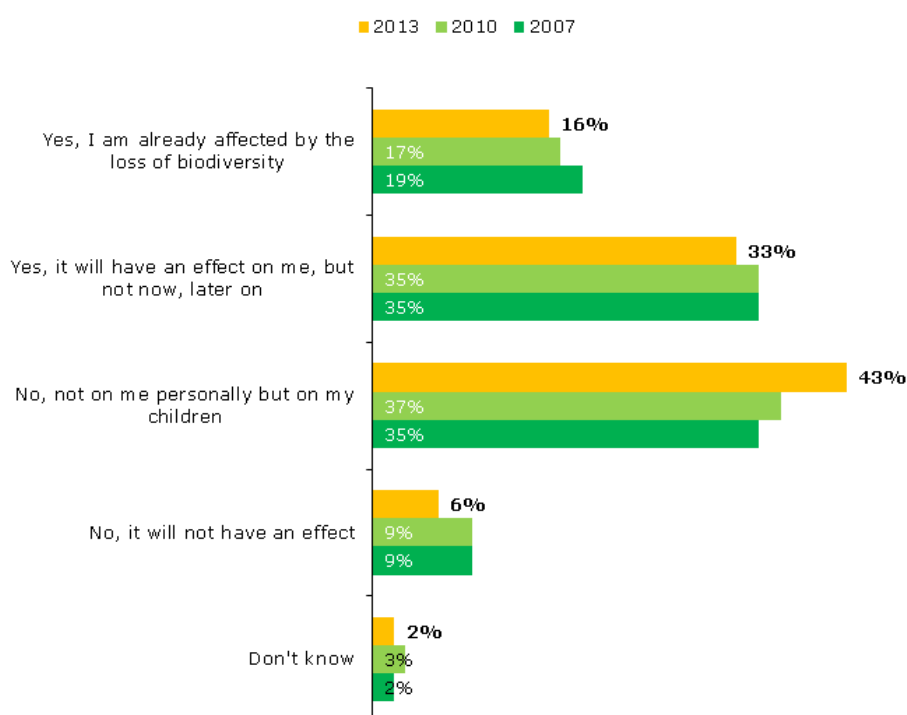
Answer 'A very serious problem'

	In your country	In Europe	Globally
EU27	35%	40%	66%
Age			
15-24	32%	37%	70%
25-39	33%	37%	67%
40-54	37%	41%	68%
55 +	38%	41%	63%
Education (End of)			
15-	42%	45%	65%
16-19	40%	44%	66%
20+	31%	35%	66%
Still studying	31%	37%	72%
Respondent occupation scale			
Self-employed	32%	37%	65%
Employee	32%	37%	69%
Manual workers	40%	44%	65%
Not working	38%	42%	65%

3.3. Personal impact of biodiversity loss

Respondents were asked whether the decline in biodiversity has had an impact on them personally.¹¹ Europeans generally think that biodiversity will have an impact on them or their children, but only a minority think that it is already affecting them. Fewer than one in five respondents say that they are already affected by loss of biodiversity (16%). This is a very slight decline since 2010 (-1) and 2007 (-3). Around a third of respondents believe that biodiversity loss will have an effect on them, but later on (33%). This is also a small decline since 2010 and 2007 (both -2). More than four out of ten respondents think that biodiversity loss will not affect them personally, but that it will have an impact on their children (43%). This represents a substantial increase since 2010 (+6) and 2007 (+8). Only around one in twenty Europeans think that biodiversity loss will not have an effect on them at all (6%). This is a moderate decline since 2007 and 2010 (both -3).

Impact of biodiversity loss



Q6. Do you think that the decline and possible extinction of animal species, flora and fauna, will have an impact on you personally?

Base: all respondents, % EU27

Portugal stands out as the country where the highest proportion of respondents believe they are personally affected by loss of biodiversity (41%). This is 12 percentage points higher than the next most affected country: Hungary (29%). Only one in ten respondents say that they have been personally affected in the Netherlands (9%), Latvia, Germany and Belgium (all 11%).

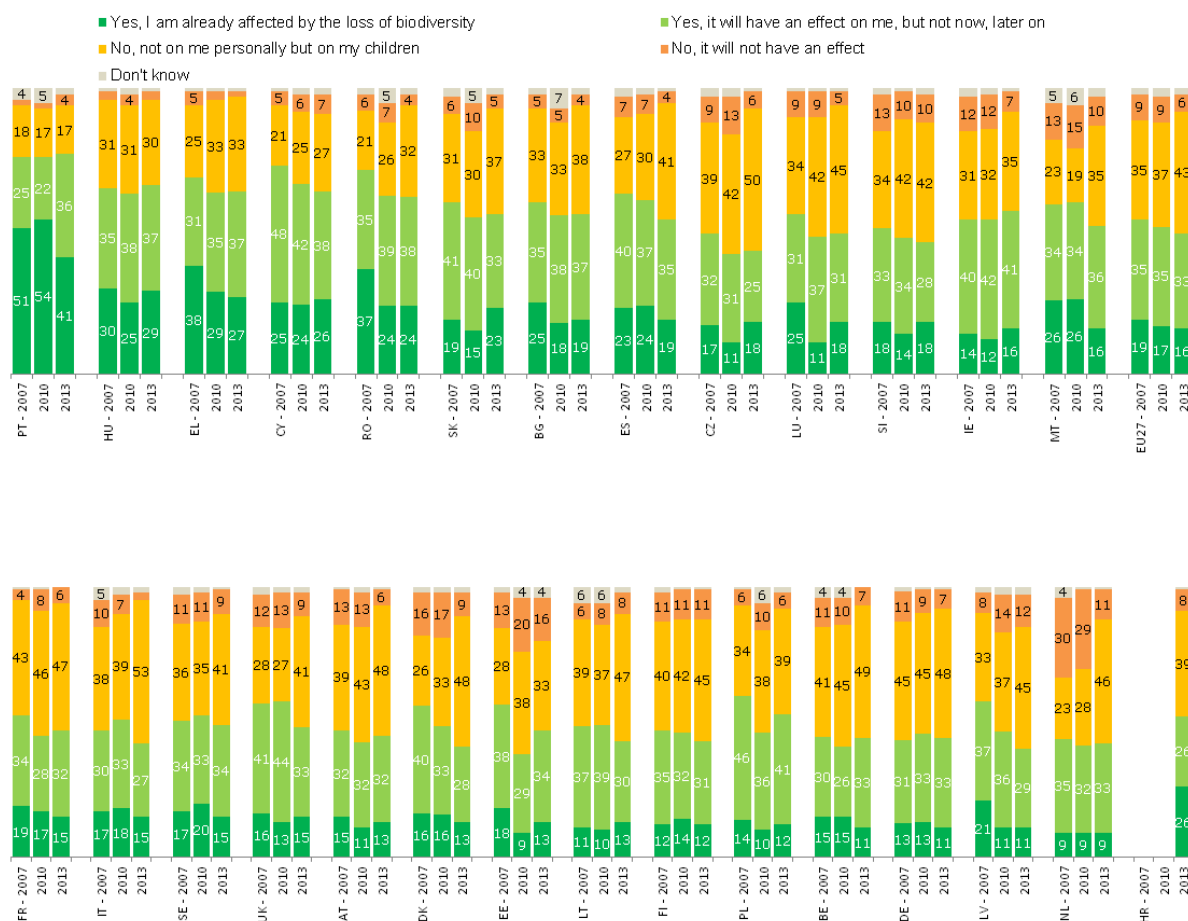
¹¹ Q6 Do you think that the decline and possible extinction of animal species, flora and fauna, will have an impact on you personally? Yes, I am already affected by the loss of biodiversity; Yes, it will have an effect on me but not now, later on; No, not on me personally but on my children; No, it will not have an effect; Don't know.

Compared with the previous survey in 2010, the largest falls in the proportion of respondents who are already personally affected by the loss of biodiversity are in Portugal (-13) and Malta (-10). Meanwhile, the largest increases are in Slovakia (+8), Luxembourg (+7) and the Czech Republic (+7).

Respondents in Portugal (77%), Hungary (66%) and Greece (64%) are the most likely to say that they expect that biodiversity loss will have an effect on them, either now or later on. Respondents were least likely to say this in Latvia (40%), the Netherlands (42%), Germany and Belgium (both 44%).

Although there is a slight decrease in the proportion of EU citizens who think that biodiversity loss is either affecting them or will affect them in the future, some countries show significant increases. The largest of these are in Estonia (+9) and Poland (+7), while the largest falls are in the United Kingdom (-9), Italy (-9), Denmark (-8) and Malta (-8).

Impact of biodiversity loss



Q6. Do you think that the decline and possible extinction of animal species, flora and fauna, will have an impact on you personally?
Base: all respondents, % by country

Socio-demographics

Many older Europeans do not expect biodiversity decline to have an impact on them personally. Only around a third of respondents aged 55 or older think loss of biodiversity is having or will have an impact on them personally (36%), compared with more than half of those aged 15-24, 25-39 and 40-54 (59%, 57% and 53%, respectively). However, more than half of respondents in the 55 or older age group do think that biodiversity loss will have an impact on their children (55%).

Europeans who are self-employed are the most likely to believe they are currently affected by biodiversity loss (20%), with employees, manual workers and those who are not working less likely to hold this view (17%, 15% and 14%, respectively).

Europeans who have spent longer in education are much more likely to think that the decline and possible extinction of animal species, flora and fauna will have an impact on them in the future. One in five respondents who finished education aged 15 or younger are of this opinion (21%). This level increases substantially among those who finished education aged 16-19 (31%) and those who finished education aged 20 or older (35%). Respondents who are still in education are the most likely to think that biodiversity loss will impact them personally (48%).

Europeans who have made efforts to protect biodiversity are particularly likely to believe that biodiversity loss will personally affect them (54%), compared with those who do not make such efforts (37%).

Q6 Do you think that the decline and possible extinction of animal species, flora and fauna, will have an impact on you personally?

	Yes, I am already affected by the loss of biodiversity	Yes, it will have an effect on me, but not now, later on	No, not on me personally but on my children	No, it will not have an effect	Don't know	Total 'Yes'	Total 'No'
EU27	16%	33%	43%	6%	2%	49%	49%



Age

15-24	9%	50%	31%	9%	1%	59%	40%
25-39	18%	39%	37%	5%	1%	57%	42%
40-54	18%	35%	41%	4%	2%	53%	45%
55 +	15%	21%	55%	7%	2%	36%	62%



Education (End of)

15-	14%	21%	55%	7%	3%	35%	62%
16-19	15%	31%	47%	6%	1%	46%	53%
20+	18%	35%	40%	6%	1%	53%	46%
Still studying	12%	48%	33%	7%	-	60%	40%



Respondent occupation scale

Self-employed	20%	35%	36%	8%	1%	55%	44%
Employee	17%	38%	40%	4%	1%	55%	44%
Manual workers	15%	35%	43%	5%	2%	50%	48%
Not working	14%	29%	48%	7%	2%	43%	55%

Makes effort to protect biodiversity

Total 'Yes'	19%	35%	41%	4%	1%	54%	45%
Total 'No'	7%	30%	50%	11%	2%	37%	61%

IV. NATURA 2000 AND KEY ROLES OF NATURE PROTECTION AREAS

This chapter looks at awareness of the Natura 2000 network of nature protection areas in Europe. It also discusses Europeans' views on the role of nature protection areas in preventing biodiversity loss and their views on the trade-offs between economic development and protection against biodiversity loss.

4.1. Awareness of the Natura 2000 network

- Roughly three quarters of Europeans have not heard of the Natura 2000 network -

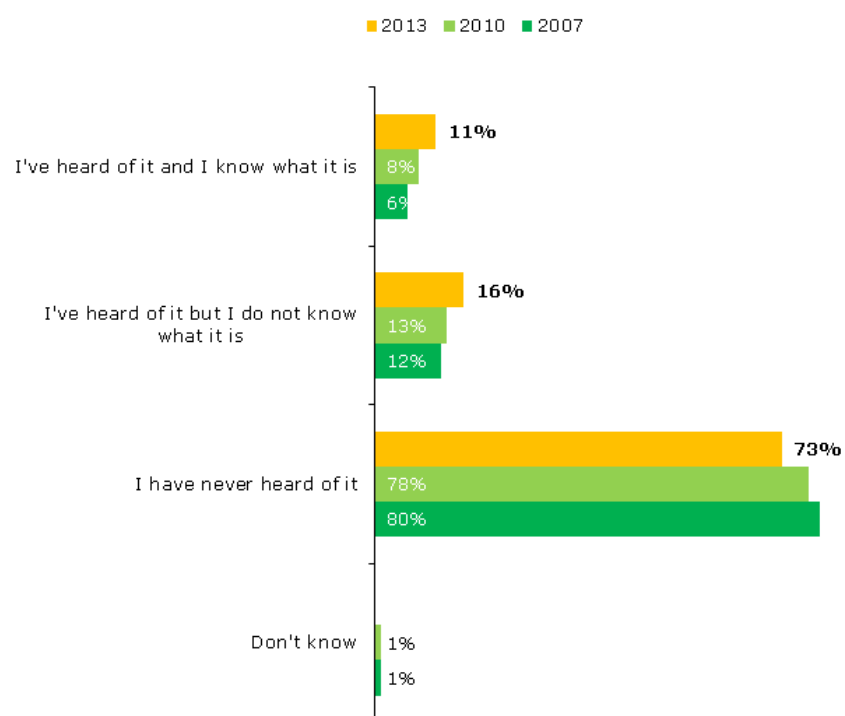
Natura 2000 is a Europe-wide network of protected natural areas designed to protect against biodiversity loss in the EU. The network is the cornerstone of European policy on biodiversity.

Despite the centrality of Natura 2000 to EU biodiversity policy, awareness of the network is relatively low in Europe, and roughly three quarters of respondents have never heard of it (73%).¹² However, this represents a slight improvement over previous surveys. Roughly eight in ten respondents had not heard of the Natura 2000 network in 2010 (78%) or in 2007 (80%).

Only one in ten respondents (11%) has heard of the network and knows what it is, a slight increase over previous surveys in 2010 (8%) and 2007 (6%), while one in six (16%) has heard of Natura 2000 but does not know what it is. Again, this is a slight increase over 2010 (13%) and 2007 (12%).

¹² Q9 Have you heard of the Natura 2000 network? I've heard of it and I know what it is; I've heard of it but I do not know what it is; I have never heard of it; Don't know.

Awareness of the Natura 2000 network, 2007-2013

**Q9. Have you heard of the Natura 2000 network?**

Base: all respondents, % by country

Awareness of the network varies hugely across Member States. Almost no respondents in the United Kingdom (1%), Italy and Ireland (both 2%) have heard of the network and know what it is, compared with nearly half of respondents in Bulgaria (45%) and more than a third of respondents in Finland (37%) and Poland (34%).

Natura 2000 has become significantly better known in Poland (+11), Greece (+10), Malta (+9) and Austria (+8) since 2010. However, fewer respondents say that they know what it is in Estonia (-4) and Finland (-4) compared with 2010.

Awareness of the Natura 2000 network, 2007-2013



Q9. Have you heard of the Natura 2000 network?
Base: all respondents, % by country

Socio-demographics

There are not particularly strong differences between socio-demographic groups in their awareness of Natura 2000.





Respondents from rural villages (29%) are slightly more likely to have heard of Natura 2000 nature protection areas than respondents in small and mid-sized towns and large towns (both 25%).

Men are slightly more likely to have heard of Natura 2000 than women. Roughly three in ten men have heard of Natura 2000 (29%), compared with one in four women (24%).

Younger Europeans are less likely than older Europeans to have heard of the network. Roughly one in five Europeans aged 15-24 (18%) has heard of Natura 2000, compared with more than a quarter of respondents aged 25-39 (26%), aged 40-54 (27%) or those aged 55 or older (29%).

Respondents with a higher level of education are also more likely to have heard of Natura 2000. Roughly one in five respondents who finished education aged 15 or younger, or who are still studying, has heard of Natura 2000 (18% and 19%, respectively) compared with a quarter of respondents who finished education aged 16-19 (24%). One third of respondents who finished education aged 20 or older (33%) have heard of Natura 2000.

Q9 Have you heard of the Natura 2000 network?

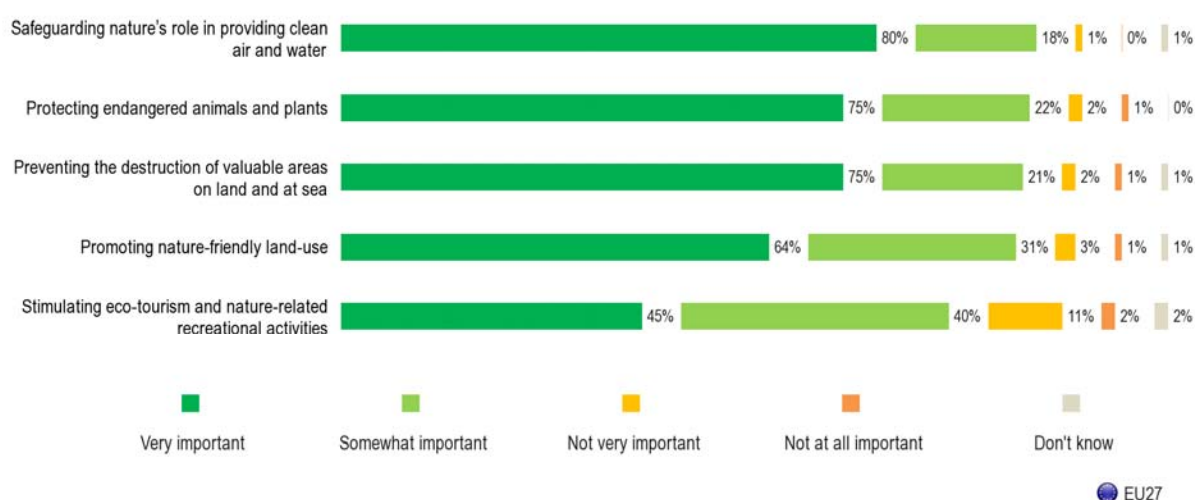
	I've heard of it and I know what it is	I've heard of it but I do not know what it is	I have never heard of it	Don't know	Total 'Heard of Natura 2000'
EU27	11%	16%	73%	0%	27%
 Sex					
Male	13%	16%	71%	0%	29%
Female	9%	15%	75%	1%	24%
 Age					
15-24	8%	10%	82%	0%	18%
25-39	11%	15%	74%	0%	26%
40-54	11%	16%	72%	1%	27%
55 +	11%	18%	70%	1%	29%
 Education (End of)					
15-	4%	14%	81%	1%	18%
16-19	8%	16%	76%	0%	24%
20+	15%	18%	66%	1%	33%
Still studying	9%	10%	81%	0%	19%
 Subjective urbanisation					
Rural village	12%	17%	70%	1%	29%
Small/ Mid-size town	10%	15%	74%	1%	25%
Large town	11%	14%	75%	0%	25%

4.2. Most important roles of nature protection areas

Respondents were asked about their views on the importance of various roles of protected areas such as Natura 2000.¹³ The overwhelming majority of Europeans believe that each of the roles discussed are important, with almost all of them saying that nature protection areas have an important part to play in helping to provide clean air and water (98%), protecting endangered animals and plants (97%), preventing the destruction of valuable areas on land and at sea (96%) and promoting nature-friendly land use (95%). Slightly fewer believe that the role of nature protection areas in stimulating eco-tourism and nature-related recreational activities is important (85%).

Although the proportion of Europeans who view each of these roles as important does not vary greatly, the proportion who view each of these roles as “very important” differs considerably. For example, eight in ten respondents believe that the role of nature protection areas in safeguarding nature’s role in providing clean air and water is very important (80%), but fewer than half believe that their role in stimulating eco-tourism and nature-related recreational activities is very important (45%).

Q10. Natura 2000 is a network of more than 26 000 nature protection areas all over the EU. How important do you think the following roles of such nature protection areas are?



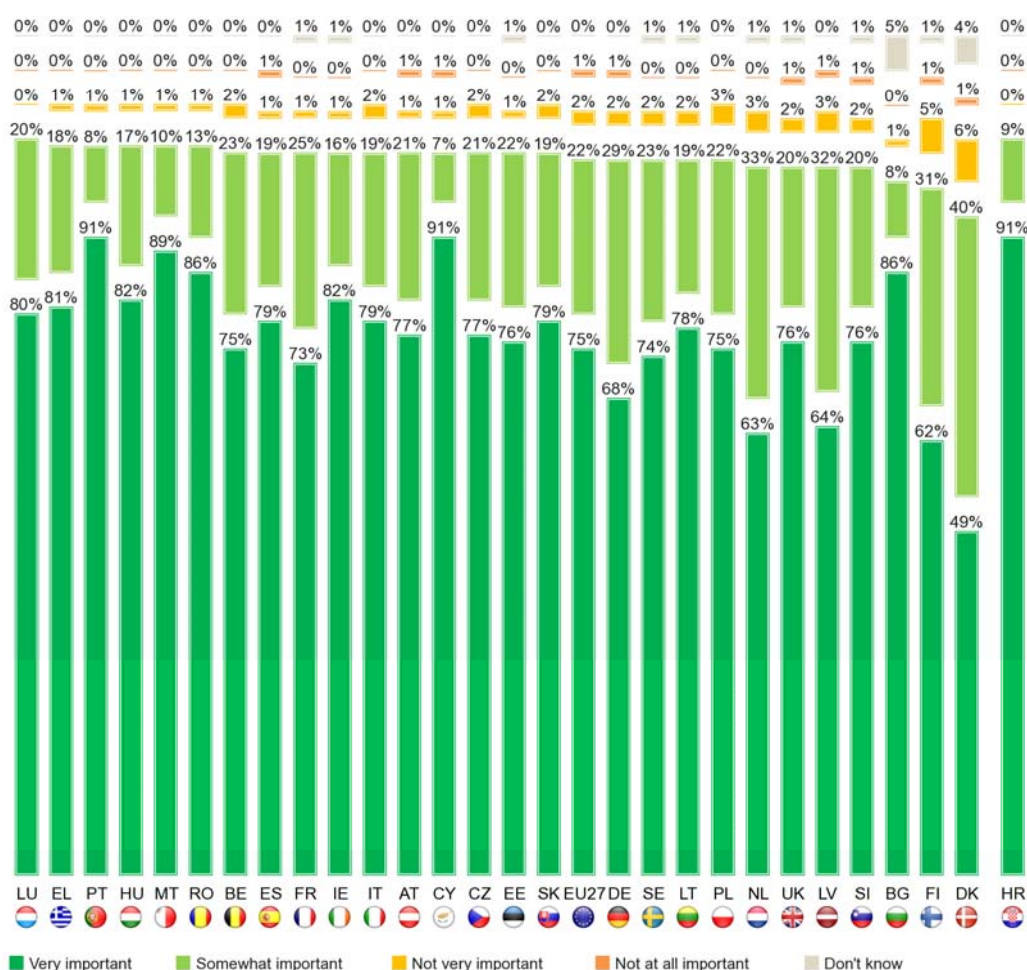
¹³ Q10 Natura 2000 is a network of more than 26,000 nature protection areas all over the EU. How important do you think the following roles of such nature protection areas are? Q10.1 Protecting endangered animals and plants; Q10.2 Preventing the destruction of valuable areas on land and at sea; Q10.3 Promoting nature-friendly land use; Q10.4 Stimulating eco-tourism and nature-related recreational activities; Q10.5 Safeguarding nature’s role in providing clean air and water. Response categories: Very important; Somewhat important; Not very important; Not at all important; Don't know.

The proportion of respondents across EU Member States who believe that the role of nature protection areas in protecting endangered animals and plants is important ranges from 100% to 89%. Respondents are most likely to view this role as important in Luxembourg (100%), Greece, Portugal, Hungary, Malta and Romania (all 99%), and are least likely to do so in Denmark (89%), Finland (93%) and Bulgaria (94%). In Croatia, 100% of respondents view this role of nature protection areas as important.

Respondents are most likely to view this role as very important in Portugal and Cyprus (both 91%), and are least likely to do so in Denmark (49%), Finland (62%) and the Netherlands (63%). Respondents in Croatia are also among the most likely to think that this is a very important function of nature protection areas (91%).

Q10.1. Natura 2000 is a network of more than 26 000 nature protection areas all over the EU. How important do you think the following roles of such nature protection areas are?

Protecting endangered animals and plants



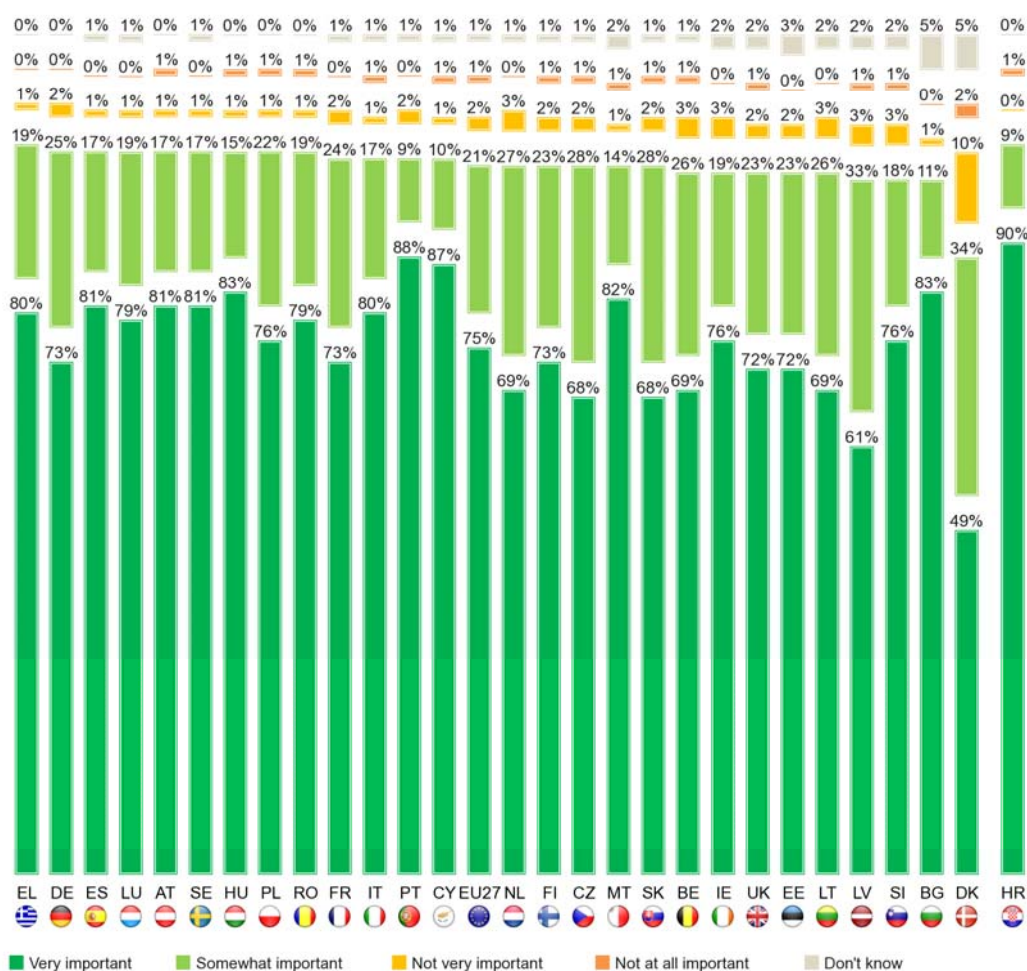
A strong majority of respondents in all EU countries also believe that the role of nature protection areas in preventing the destruction of valuable areas on land and at sea is important (ranging from 99% to 83%).

Among Member States, respondents are most likely to view this role as very important in Portugal (88%) and Cyprus (87%), and are least likely to do so in Latvia (61%) and Denmark (49%). Respondents in Croatia also place particularly high importance on this role (90%).

In Denmark, one in ten respondents believe this role of nature protection areas is not important (12%).

Q10.2. Natura 2000 is a network of more than 26 000 nature protection areas all over the EU. How important do you think the following roles of such nature protection areas are?

Preventing the destruction of valuable areas on land and at sea

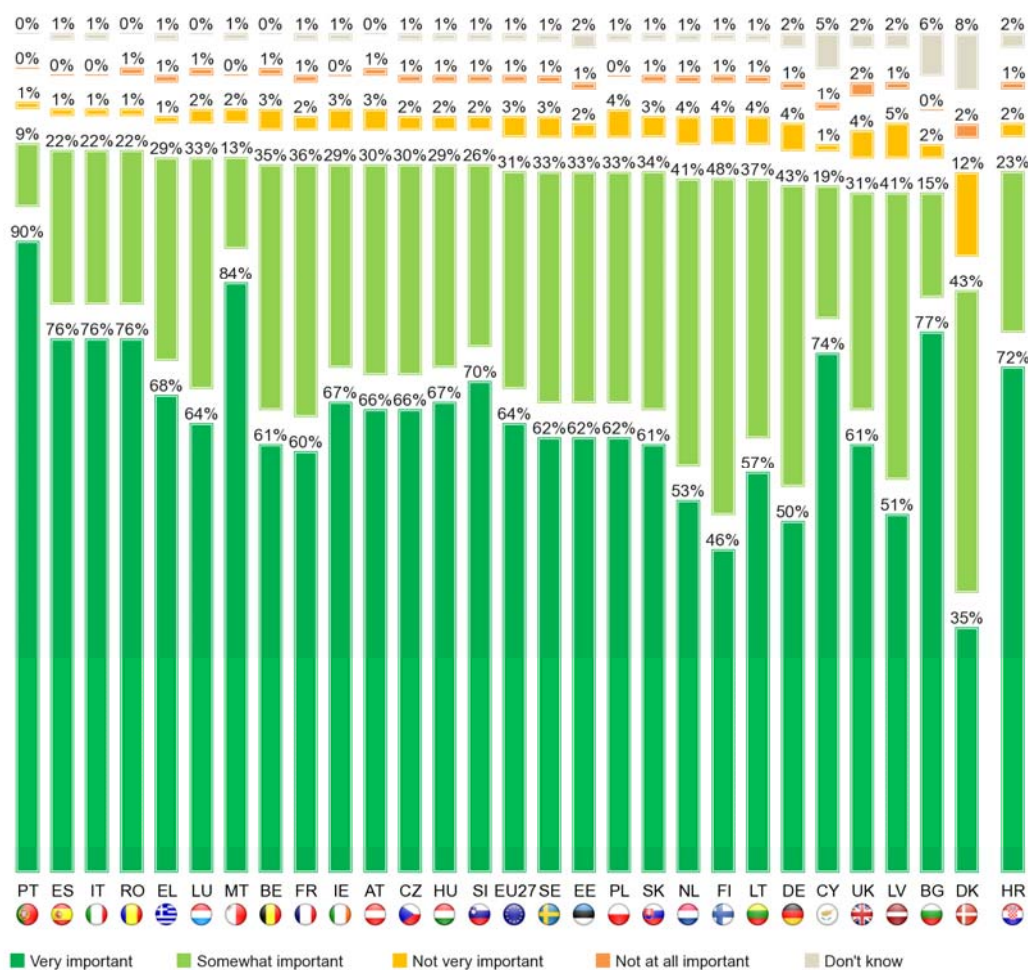


A similar majority of Europeans (between 99% and 78% across EU Member States) view the role of nature protection areas in promoting nature-friendly land use as important. Respondents in Portugal (99%), Spain, Italy and Romania (all 98%) are most likely to regard this role as important, with those in Denmark (78%), Latvia, Bulgaria and the UK (all 92%) least likely to do so.

One in seven respondents in Denmark (14%) do not believe that the role of nature protection areas in promoting nature-friendly land use is important.

Q10.3. Natura 2000 is a network of more than 26 000 nature protection areas all over the EU. How important do you think the following roles of such nature protection areas are?

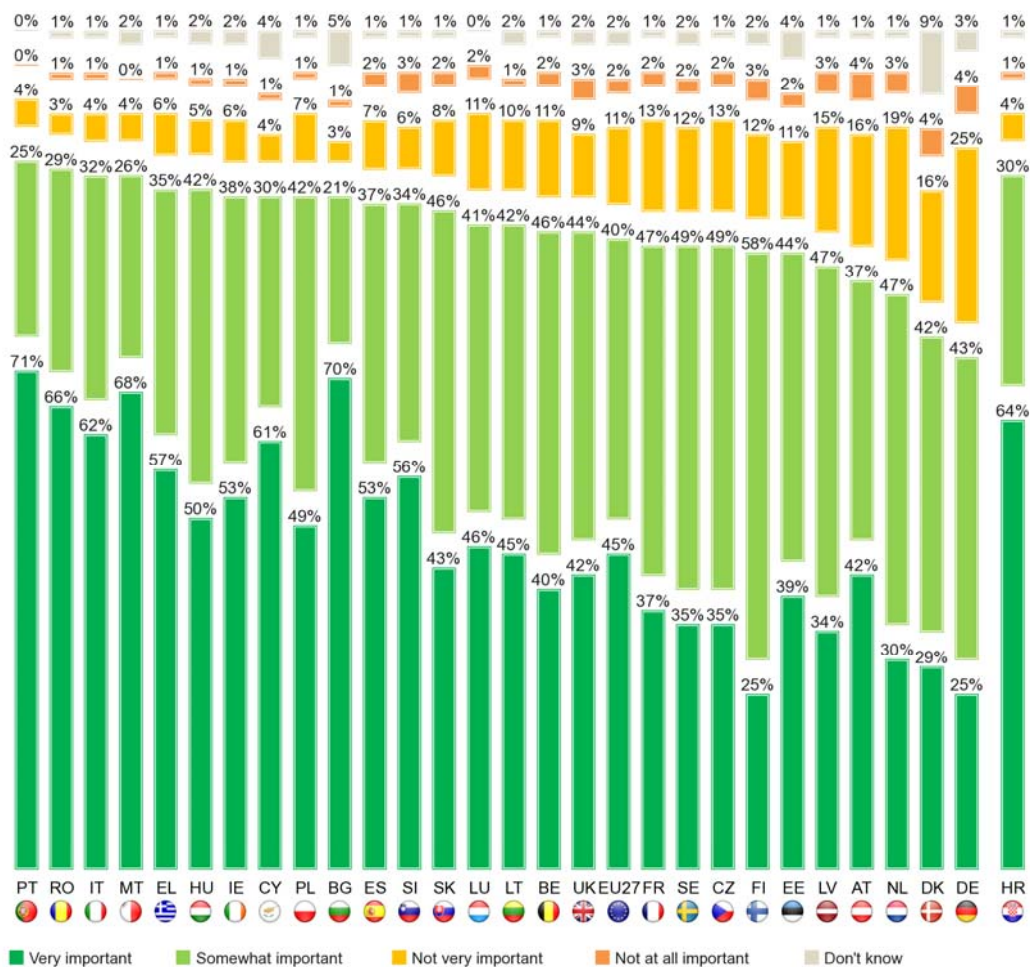
Promoting nature-friendly land-use



There is a greater difference of opinion between EU Member States on the importance of the role of nature protection areas in stimulating eco-tourism and nature-related recreational activities. Respondents are most likely to view this role as important in Portugal (96%), Romania (95%), Italy and Malta (both 94%), and are least likely to do so in Germany (68%), Denmark (71%) and the Netherlands (77%). In Croatia, over nine in ten respondents view this role as very important (94%).

Q10.4. Natura 2000 is a network of more than 26 000 nature protection areas all over the EU. How important do you think the following roles of such nature protection areas are?

Stimulating eco-tourism and nature-related recreational activities

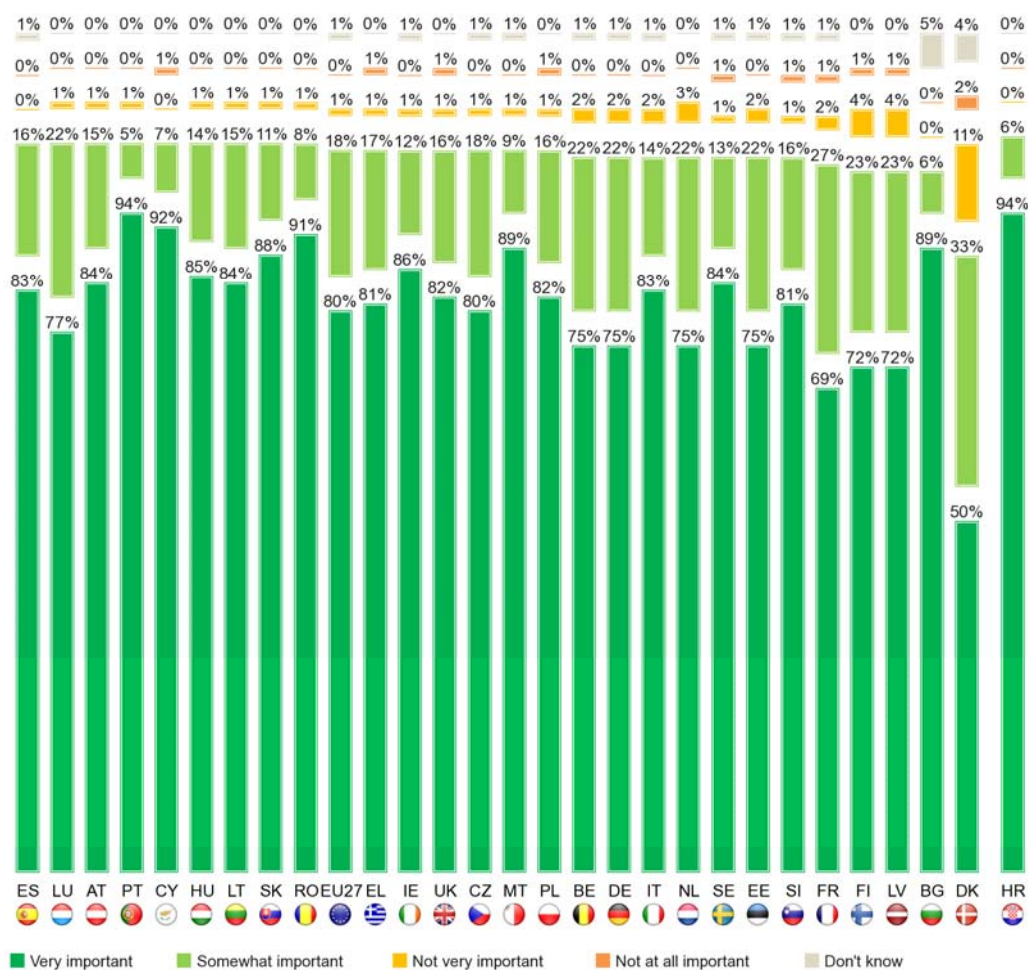


With the exception of Denmark, respondents in different Member States also have relatively similar views on the part nature protection areas play in safeguarding nature’s role in providing clean air and water. In nine countries, almost all respondents believe this role is important (99%), and in all other Member States except Denmark (83%) at least 95% of respondents are of the same opinion.

More than one in ten respondents in Denmark (13%) do not think that the role of nature protection areas in helping to provide clean air and water is important.

Q10.5. Natura 2000 is a network of more than 26 000 nature protection areas all over the EU. How important do you think the following roles of such nature protection areas are?

Safeguarding nature’s role in providing clean air and water



Socio-demographics

There is only limited variation among Europeans from different socio-demographic categories in terms of their views on the importance of the various roles of nature protection areas: safeguarding nature's role in providing clean air and water, protecting endangered animals and plants, preventing the destruction of valuable areas on land and at sea, promoting nature-friendly land use and stimulating eco-tourism and nature-related recreational activities.

Protecting Endangered Animals and Plants

Between 99% and 95% of respondents in every socio-demographic group describe the role of nature protection areas in protecting endangered animals and plants as important. Women are slightly more likely than men to rate it as very important (78% compared with 73%) and respondents in large towns (76%) are more likely to rate it as very important compared with respondents in villages (73%).

Eight in ten respondents who make a personal effort to protect biodiversity believe this role is very important (79%), compared with two thirds of respondents who do not make such an effort (67%).

Preventing the Destruction of Valuable Areas on Land and at Sea

Similarly, between 98% and 95% of respondents in all socio-demographic groups believe the role of nature protection areas in preventing the destruction of valuable areas on land and at sea is important. Women are more likely than men to view it as very important (77% compared with 74%) and respondents who make a personal effort to protect biodiversity (79%) are more likely to think so than those who do not make such an effort (68%).

Promoting Nature-Friendly Land Use

Between 92% and 97% of respondents in every socio-demographic category view the role of nature protection areas in promoting nature-friendly land use as important. Women are more likely to view this role as very important than men (67% compared with 61%) and respondents who make a personal effort to protect biodiversity (69%) are more likely to think so than respondents who do not make such an effort (52%).

Younger EU citizens are less likely than older EU citizens to view this role as very important. Fewer than six in ten respondents aged 15-24 view it as very important (57%), compared with two thirds of respondents aged 40-54 (66%) and those aged 55 or older (67%).

Stimulating Eco-Tourism

Compared with the other roles discussed, Europeans are less likely to believe that nature protection areas play an important role in stimulating eco-tourism, but some of the same socio-demographic patterns can be observed: women are more likely than men to view the role of nature protection areas in stimulating eco-tourism as very important (47% compared with 42%), older Europeans are more likely than younger Europeans to view it as very important (48% of those aged 55 or older, compared with 35% of those aged 15-24) and respondents who make a personal effort to protect biodiversity are more likely to think so than those who do not make such an effort (48% compared with 36%).

Safeguarding Nature's Role in Providing Clean Air and Water

As with eco-tourism, women are more likely than men to believe that the role of nature protection areas in helping to provide clean air and water is very important (83% compared with 76%), older Europeans are more likely than younger Europeans to view it as very important (83% of those aged 55 or older, compared with 75% of those aged 15-24), those who left school earlier are more likely to do so than those who left later (84% of those who left aged 15 or younger, compared with 78% of those who left aged 20 or older and 72% of those who are still studying), and respondents who make a personal effort to protect biodiversity are more likely to think so than those who do not make such an effort (48% compared with 36%).

Q10. Natura 2000 is a network of more than 26 000 nature protection areas all over the EU. How important do you think the following roles of such nature protection areas are?

Answer 'Very important'

	Protecting endangered animals and plants	Preventing the destruction of valuable areas on land and at sea	Promoting nature-friendly land-use	Stimulating eco-tourism and nature-related recreational activities	Safeguarding nature's role in providing clean air and water
EU27	75%	75%	64%	45%	80%
Sex					
Male	73%	74%	61%	42%	76%
Female	78%	77%	67%	47%	83%
Age					
15-24	78%	72%	57%	35%	75%
25-39	76%	75%	62%	44%	77%
40-54	76%	77%	66%	46%	80%
55 +	73%	76%	67%	48%	83%
Education (End of)					
15-	76%	75%	67%	55%	84%
16-19	77%	76%	65%	46%	82%
20+	73%	77%	64%	43%	78%
Still studying	75%	70%	56%	35%	72%
Makes effort to protect biodiversity					
Total 'Yes'	79%	79%	69%	48%	82%
Total 'No'	67%	68%	52%	36%	74%
Heard of Natura 2000					
Heard of it	74%	77%	67%	47%	79%
Have not heard of it	76%	75%	63%	44%	80%

4.3. Economic development at the cost of biodiversity loss

Respondents were asked about their views on the relationship between economic development and biodiversity loss.¹⁴ Sometimes economic development results in the damage or destruction of nature protection areas, including Natura 2000, and the aim of this question was to understand Europeans' views on the trade-offs between economic development and biodiversity loss.

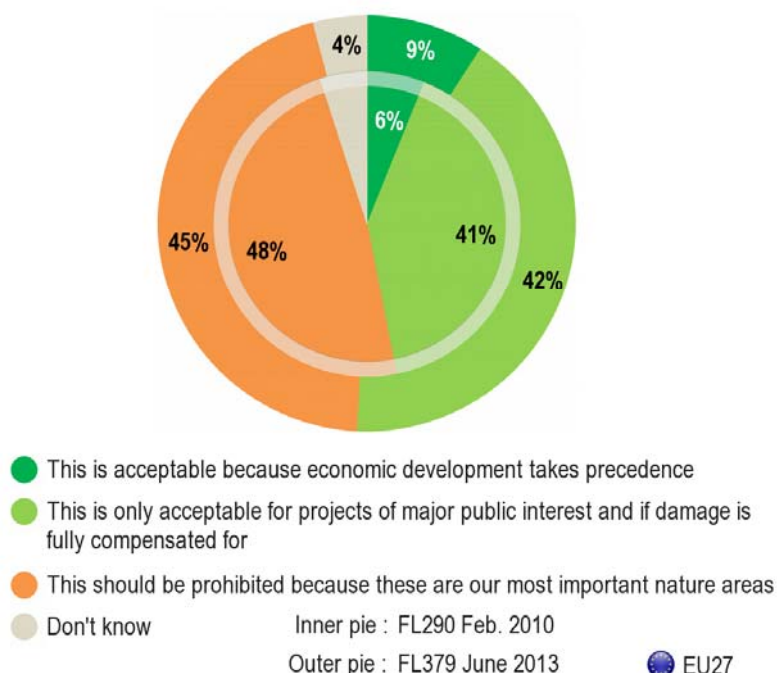
Slightly under half of Europeans (45%) believe that it should be prohibited for economic development to result in damage or destruction of nature protection areas because these are our most important nature areas. There has been a three percentage point decrease in the proportion of respondents who hold this view compared with the previous survey in 2010 (48%).

Four in ten Europeans believe that it is only acceptable for economic development to result in damage or destruction of nature protection areas if the projects are of major public interest and if the damage is fully compensated for (42%). There has been a one percentage point increase in the proportion of respondents with this view compared with the previous survey in 2010 (41%).

Less than one in ten Europeans (9%) believe that it is acceptable for economic development to result in the destruction or damage of nature protection areas because economic development takes precedence. There has been a three percentage point increase in the proportion of respondents with this view compared with the survey in 2010 (6%).

¹⁴ Q11 Sometimes economic development results in damage or destruction of nature protection areas, such as Natura 2000. Which of the following statements come closest to your opinion? This is acceptable because economic development takes precedence; This should be prohibited because these are our most important nature areas; This is only acceptable for projects of major public interest and if damage is fully compensated for; Don't know.

Q11. Sometimes economic development results in damage or destruction of nature protection areas, such as Natura 2000. Which of the following statements come closest to your opinion?



No more than 14% of respondents in any Member State agree that economic development in nature protection areas is acceptable because economic development takes precedence. The highest support for this statement is in Romania, Belgium (both 14%), Luxembourg and Poland (both 12%). Only around one in twenty respondents in Sweden (4%), Estonia (5%), Germany and Austria (both 6%) believe this is acceptable. Compared with the previous survey in 2010, support for this statement rose most in Romania, Portugal, Hungary and Latvia (all +6), while it fell only in Estonia (-3), the Czech Republic (-3) and Ireland (-1).

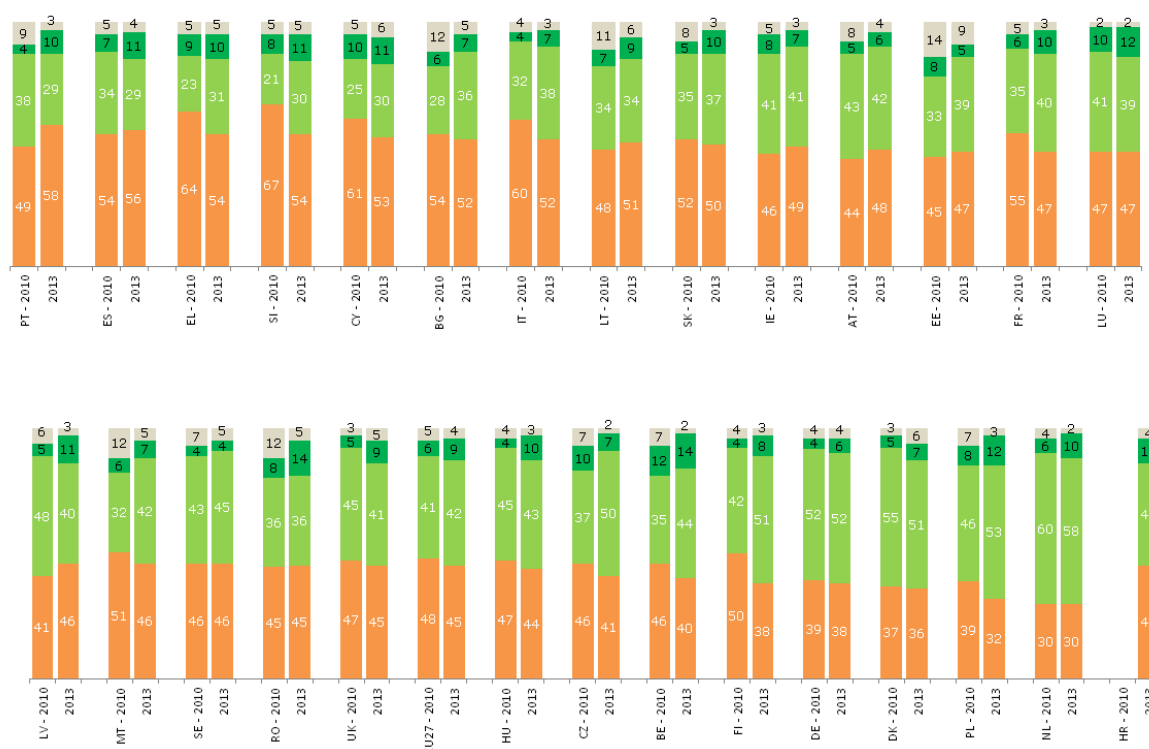
Respondents are most likely to say that economic development resulting in destruction of nature protection areas is only acceptable for projects of major public interest and if damage is fully compensated for in the Netherlands (58%), Poland (53%) and Germany (52%). They are least likely to do so in Portugal, Spain (both 29%), Cyprus and Slovenia (both 30%).

A majority of respondents in Portugal (58%), Spain (56%), Slovenia and Greece (both 54%) believe that economic development on nature protection areas should be prohibited entirely. This view is least common in the Netherlands (30%), Poland (32%) and Denmark (36%).

Portugal (+9), Latvia (+5) and Austria (+4) have seen the most significant rises since 2010 in the proportion of respondents who believe that economic development in nature protection areas should be prohibited, while Slovenia (-13), Finland (-12) and Greece (-10) have seen the largest falls.

The impact of economic development on nature protection areas

- This should be prohibited because these are our most important nature areas
- This is only acceptable for projects of major public interest and if damage is fully compensated for
- This is acceptable because economic development takes precedence
- Don't know



Q11. Sometimes economic development results in damage or destruction of nature protection areas, such as Natura 2000.

Which of the following statements come closest to your opinion?

Base: all respondents, % by country

Socio-demographics

In terms of socio-demographic characteristics, women are more likely than men to believe that it should be prohibited for economic development to result in the damage or destruction of nature protection areas (47% compared with 42%). Europeans who finished education aged 15 or younger (51%) are more likely than those who finished education aged 16-19 (47%) or aged 20 or older (42%) to share this opinion, and respondents who make a personal effort to protect biodiversity are more likely to think so than those who do not make such an effort (48% compared with 38%).

Men are more likely than women to believe that it is only acceptable for economic development projects of major public interest to result in the damage of nature protection areas if the damage is fully compensated for (46% compared with 40%). The self-employed (44%), employees (48%) and manual workers (40%) are more likely to have this view than respondents who are not working (39%), and those who are informed about biodiversity loss are more likely to have this view than those who are not informed (46% compared with 39%).

Respondents who finished education aged 15 or younger (12%) are more likely than those who finished education aged 16-19 (10%) or aged 20 or older (7%) to believe that it is acceptable for economic development to damage nature protection areas because economic development takes precedence.

Q11 Sometimes economic development results in damage or destruction of nature protection areas, such as Natura 2000. Which of the following statements come closest to your opinion?

	This is acceptable because economic development takes precedence	This should be prohibited because these are our most important nature areas	This is only acceptable for projects of major public interest and if damage is fully compensated for	Don't know
EU27	9%	45%	42%	4%
Sex				
Male	9%	42%	46%	3%
Female	9%	47%	40%	4%
Education (End of)				
15-	12%	51%	31%	6%
16-19	10%	47%	39%	4%
20+	7%	42%	48%	3%
Still studying	10%	44%	44%	2%
Respondent occupation scale				
Self-employed	8%	45%	44%	3%
Employee	7%	43%	48%	2%
Manual workers	11%	47%	40%	2%
Not working	10%	46%	39%	5%
Makes effort to protect biodiversity				
Total 'Yes'	8%	48%	41%	3%
Total 'No'	11%	38%	47%	4%

V. RECOGNISING THE IMPORTANCE OF PROTECTING BIODIVERSITY

This chapter looks at Europeans' views on why conserving biodiversity is important. It also considers their views on what measures the EU should take to protect biodiversity and the various personal actions Europeans are taking to prevent biodiversity loss.

5.1. Why conserving biodiversity is important

- Over three quarters of Europeans very much agree that it is important to halt biodiversity loss because it is a moral obligation -

Respondents were asked about their views on why it is important to halt biodiversity loss.¹⁵ Compared with previous surveys, more Europeans now very much agree that protecting biodiversity is a moral obligation, and the results indicate that there has been a shift not in whether Europeans agree with this statement, but in the extent to which they agree with this statement.

The proportion of respondents who agree this moral obligation exists has increased slightly (97%) compared with 2010 (96%) and 2007 (93%).

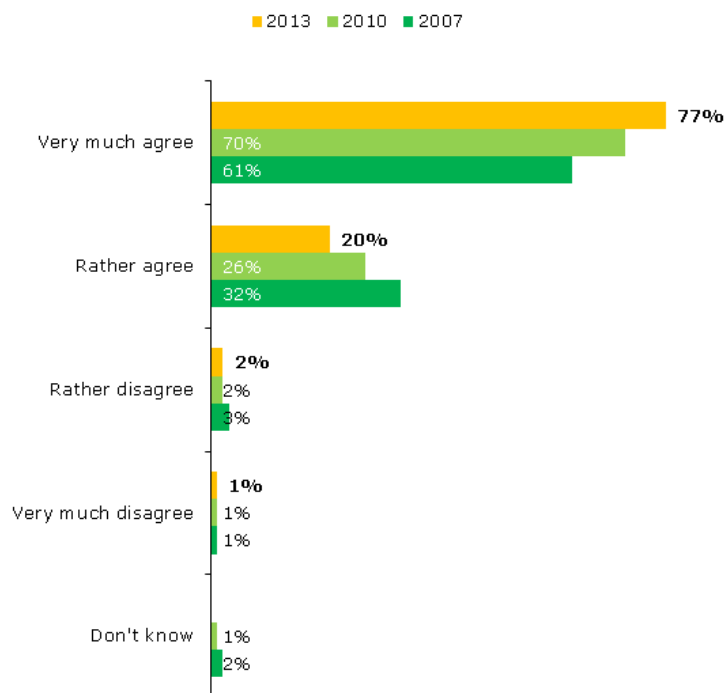
However, there has been a notable increase in the proportion of Europeans who very much agree with this statement compared with previous surveys. Over three quarters of respondents (77%) very much agree that protecting against biodiversity loss is a moral obligation, compared with previous surveys in 2010 (70%) and 2007 (61%).

An additional one in five Europeans (20%) rather agree that it is a moral obligation to prevent biodiversity loss, a proportion that has decreased from 2010 (26%) and 2007 (32%), while the proportion of Europeans who disagree with this statement has remained relatively stable over the three surveys.

¹⁵ Q4.1 I will read some statements to you about why it might be important to halt the loss of biodiversity. Please tell me how much you agree or disagree with them: Q4.1 It is a moral obligation – because we have a responsibility to look after nature; Q4.2 Our well-being and quality of life is based upon nature and biodiversity; Q4.3 Biodiversity is indispensable for the production of goods such as food, fuel and medicines; Q4.4 Europe will get poorer economically as a consequence of the loss of biodiversity; Q4.5 Biodiversity is essential in tackling climate change. Response categories: Very much agree; Rather agree; Rather disagree; Very much disagree; Don't know.

Reasons why it is important to halt biodiversity loss

It is a moral obligation – because we have a responsibility to look after nature



Q4. I will read some statements to you about why it might be important to halt the loss of biodiversity. Please tell me how much you agree or disagree with them:

Base: all respondents, % EU27

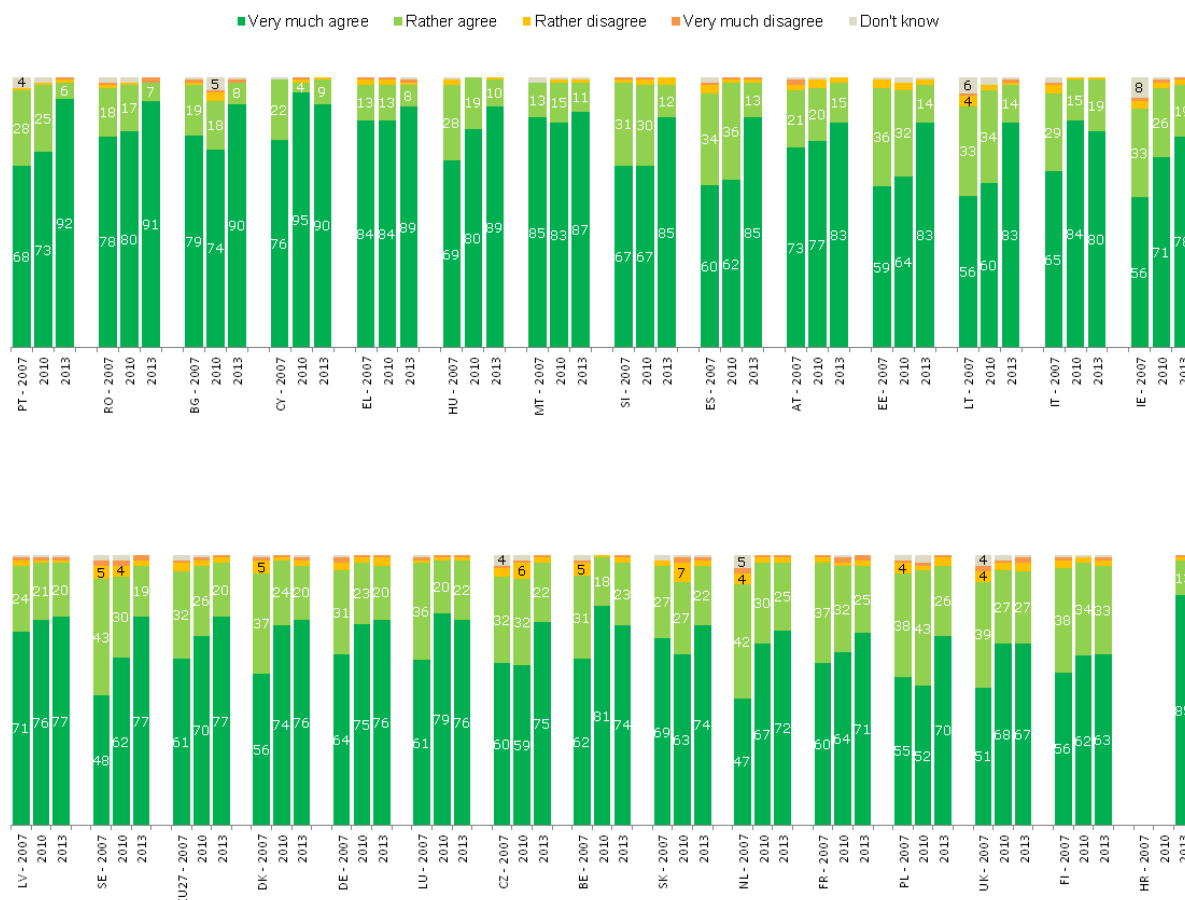
No more than 5% of respondents in any EU Member State disagree that it is important to halt biodiversity loss because it is a moral obligation. However, the proportion that very much agrees does vary across countries.

Portugal (92%), Romania (91%), Bulgaria and Cyprus (both 90%) have the highest proportion of respondents who very much agree with this reason for halting biodiversity loss, compared with around two thirds of respondents in Finland (63%), the United Kingdom (67%) and Poland (70%).

Compared with 2010, the increases in respondents who very much agree are strongest in Spain (+23), Lithuania (+23), Estonia (+19) and Portugal (+19). However, there are some falls in agreement in Belgium (-7), Cyprus (-5) and Italy (-4).

Reasons why it is important to halt biodiversity loss

It is a moral obligation – because we have a responsibility to look after nature



Q4. I will read some statements to you about why it might be important to halt the loss of biodiversity. Please tell me how much you agree or disagree with them:

Base: all respondents, % by country

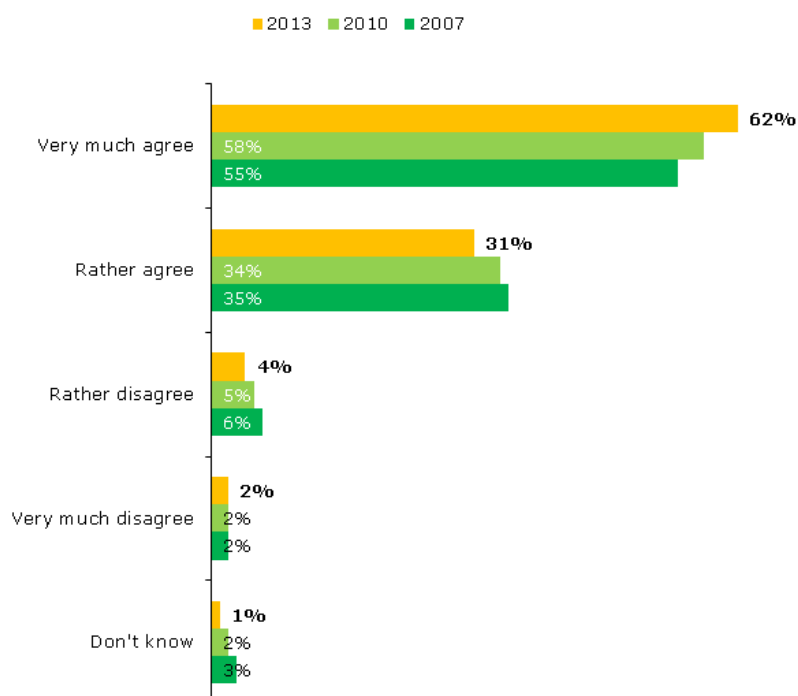
Six in ten Europeans (62%) very much agree that it is important to halt biodiversity loss because our well-being and quality of life is based upon nature and biodiversity. This proportion has increased slightly compared with previous surveys in 2010 (58%) and 2007 (55%).

The proportion of respondents who rather agree with this statement (31%) has decreased compared with previous surveys (34% in 2010 and 35% in 2007). This change appears to be due to the increase in Europeans who very much agree that protecting against biodiversity loss is important for this reason.

The proportion of respondents who disagree with this statement (6%) has also decreased slightly compared with previous surveys (7% in 2010 and 8% in 2007).

Reasons why it is important to halt the biodiversity loss

Our well-being and quality of life is based upon nature and biodiversity



Q4. I will read some statements to you about why it might be important to halt the loss of biodiversity. Please tell me how much you agree or disagree with them:

Base: all respondents, % EU27

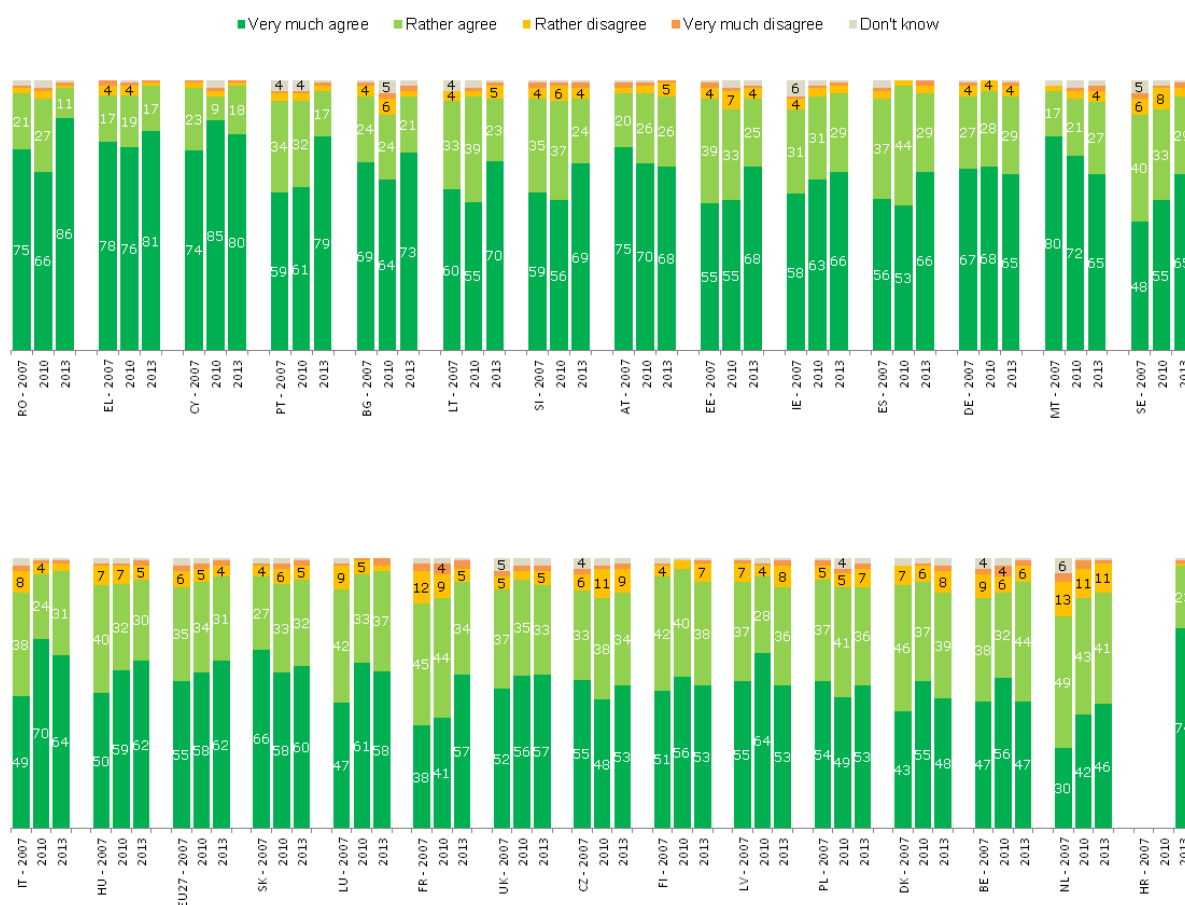
Respondents are most likely to agree that our well-being and quality of life are reasons to halt the loss of biodiversity in Romania (86%), Greece (81%) and Cyprus (80%). These countries also have some of the highest levels of respondents saying that our moral obligation to nature is an important reason to halt the loss of biodiversity.

Fewer than half of respondents in the Netherlands (46%), Belgium (47%) and Denmark (48%) very much agree that our well-being and quality of life are reasons to halt the loss of biodiversity.

The largest increases in those who very much agree with this statement are in Romania (+20), Portugal (+18) and France (+16), while the most significant falls are in Latvia (-11), Belgium (-9), Malta (-7) and Denmark (-7).

Reasons why it is important to halt the biodiversity loss

Our well-being and quality of life is based upon nature and biodiversity



Q4. I will read some statements to you about why it might be important to halt the loss of biodiversity. Please tell me how much you agree or disagree with them:
Base: all respondents, % by country

The majority of Europeans (55%) also very much agree that it is important to halt biodiversity loss because biodiversity is indispensable for the production of goods such as food, fuel and medicine. However, the proportion of Europeans who believe it is important to halt biodiversity loss for this reason is less than the proportion of Europeans who very much agree that preventing biodiversity loss is a moral obligation (77%) or who believe that our well-being depends on biodiversity (62%).

The proportion of Europeans who very much agree that it is important to halt biodiversity loss because biodiversity is indispensable for the production of goods such as food, fuel and medicine has increased slightly compared with previous surveys in 2010 (53%) and 2007 (50%).

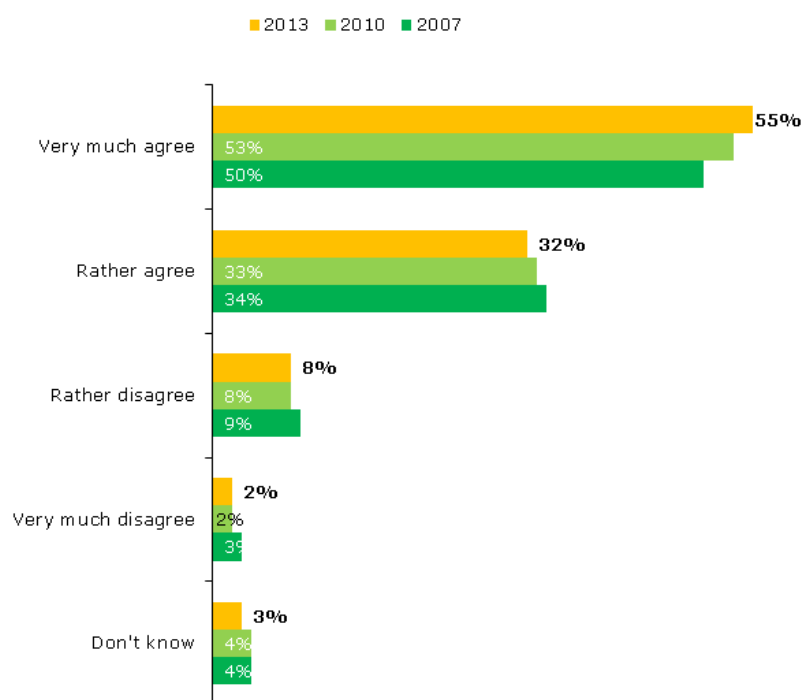
This increase is due, in part, to the fact that the proportion of respondents who rather agree with this statement (32%) has slightly decreased since 2010 (33%) and 2007 (34%).

The proportion of respondents who disagree with this statement (10%) has remained stable compared with 2010 (10%), but has decreased slightly since 2007 (12%).

Taking these responses together, nearly nine out of ten Europeans agree that it is important to halt biodiversity loss for this reason (87%).

Reasons why it is important to halt biodiversity loss

Biodiversity is indispensable for the production of goods such as food, fuel and medicines



Q4. I will read some statements to you about why it might be important to halt the loss of biodiversity. Please tell me how much you agree or disagree with them:

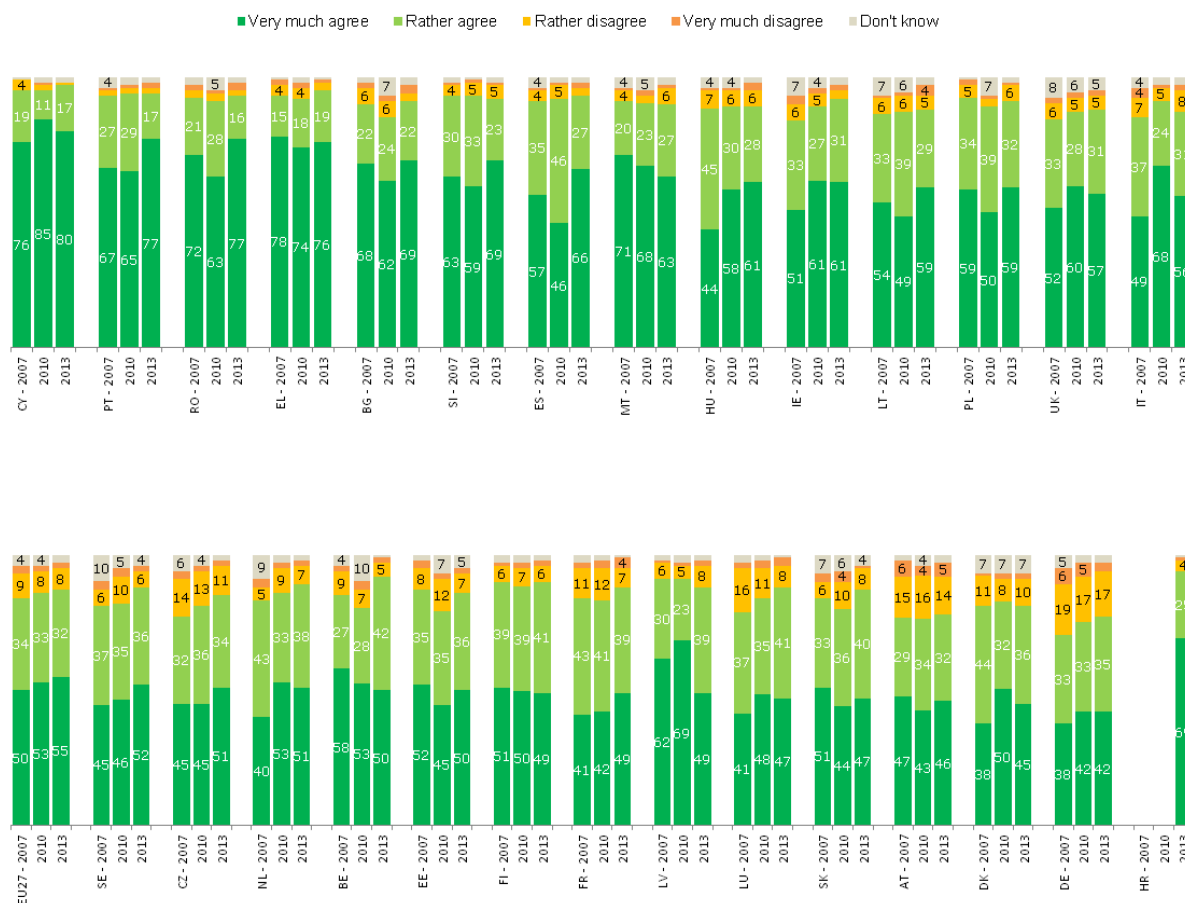
Base: all respondents, % EU27

Cyprus (80%), Romania and Portugal (both 77%) have the highest levels of respondents who very much agree that biodiversity's importance for the production of goods is a reason to halt biodiversity loss, while Germany (42%), Denmark (45%) and Austria (46%) have the lowest levels.

The largest increases since 2010 in those who very much agree with this statement are in Spain (+20), Romania (+14) and Portugal (+12), while the largest falls are in Latvia (-20), Italy (-12), Malta (-5), Denmark (-5) and Cyprus (-5).

Reasons why it is important to halt biodiversity loss

Biodiversity is indispensable for the production of goods such as food, fuel and medicines



Q4. I will read some statements to you about why it might be important to halt the loss of biodiversity. Please tell me how much you agree or disagree with them:

Base: all respondents, % by country

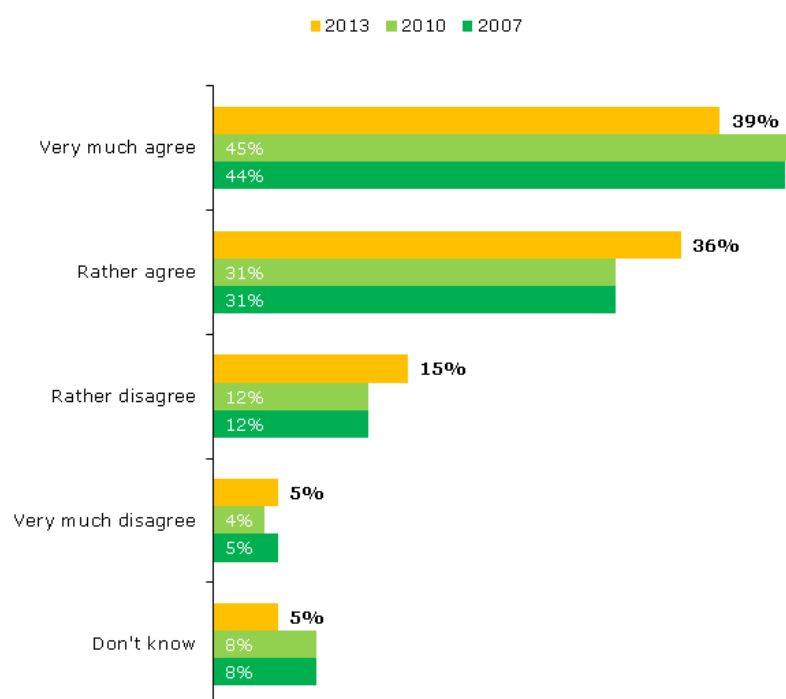
While three quarters of Europeans (75%) agree that it is important to halt biodiversity loss because Europe will get poorer economically due to the loss of biodiversity, the proportion of respondents who very much agree with this statement (39%) is smaller than for any other reason to halt biodiversity loss discussed in this chapter. This would indicate that Europeans believe it is mainly important to halt biodiversity loss for reasons other than economic consequences.

The proportion of respondents who very much agree that it is important to halt biodiversity loss because Europe will otherwise become poorer economically (39%) has decreased compared with previous surveys in 2010 (45%) and 2007 (44%).

However, the proportion of Europeans who rather agree with this statement (36%) has increased since 2010 (31%) and 2007 (31%).

At the same time, the proportion of respondents who disagree with this statement has increased (20%) since 2010 (16%) and 2007 (17%).

Reasons why it is important to halt biodiversity loss
Europe will get poorer economically as a consequence of the loss of biodiversity



Q4. I will read some statements to you about why it might be important to halt the loss of biodiversity. Please tell me how much you agree or disagree with them:
Base: all respondents, % EU27

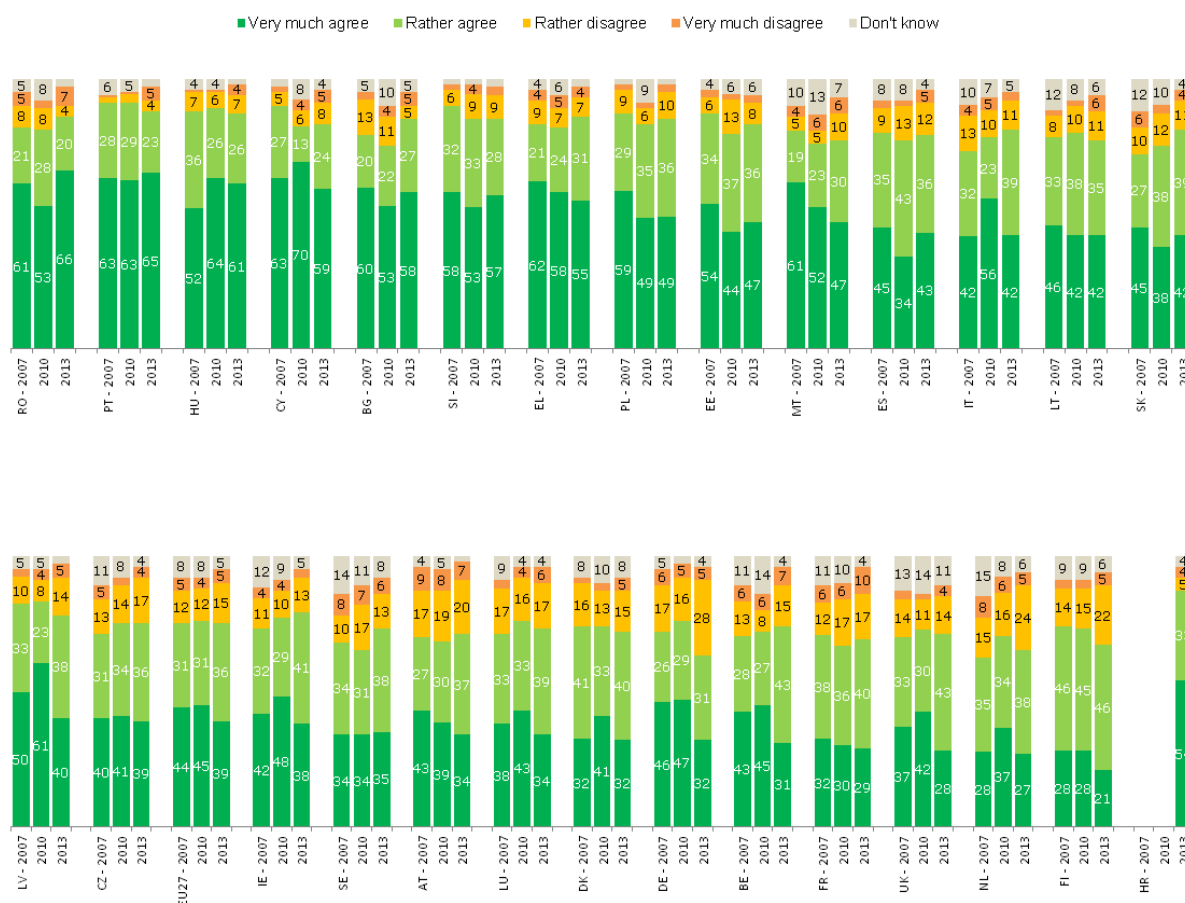
Across Member States there are generally similar levels of agreement with the statement that it is important to halt biodiversity because Europe will get poorer economically as a consequence of the loss of biodiversity.

Respondents are most likely to very much agree with this reason in Romania (66%), Portugal (65%) and Hungary (61%). By contrast, fewer than three in ten very much agree in Finland (21%), the Netherlands (27%), the United Kingdom (28%) and France (29%).

There are differing trends in how much respondents very much agree with this reason across Member States. Compared with 2010, the most significant increases were in Romania (+13), Spain (+9) and Bulgaria (+5), while the largest decreases were in Latvia (-21), Germany (-15), Italy (-14), Belgium (-14) and the United Kingdom (-14).

Reasons why it is important to halt biodiversity loss

Europe will get poorer economically as a consequence of the loss of biodiversity



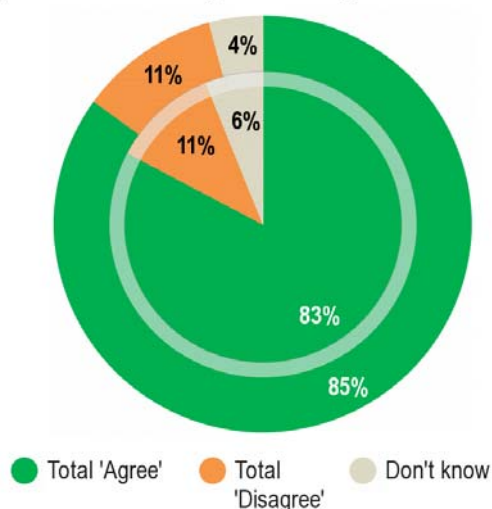
Q4. I will read some statements to you about why it might be important to halt the loss of biodiversity. Please tell me how much you agree or disagree with them:
Base: all respondents, % by country

Respondents were also asked if they agreed or disagreed that biodiversity is essential in tackling climate change. Over eight in ten Europeans (85%) agree with this statement, a two percentage point increase compared with the previous survey in 2010.

However, this change is largely due to the fact that there has been a two percentage point decrease in the proportion of respondents who do not know if they agree or disagree (4% compared with 6%). The proportion of respondents who disagree with this statement has remained stable across both surveys (both 11%).

Q4.5. I will read some statements to you about why it might be important to halt the loss of biodiversity. Please tell me how much you agree or disagree with them:

Biodiversity is essential in tackling climate change



Inner pie : FL290 Feb. 2010

Outer pie : FL379 June 2013

EU27

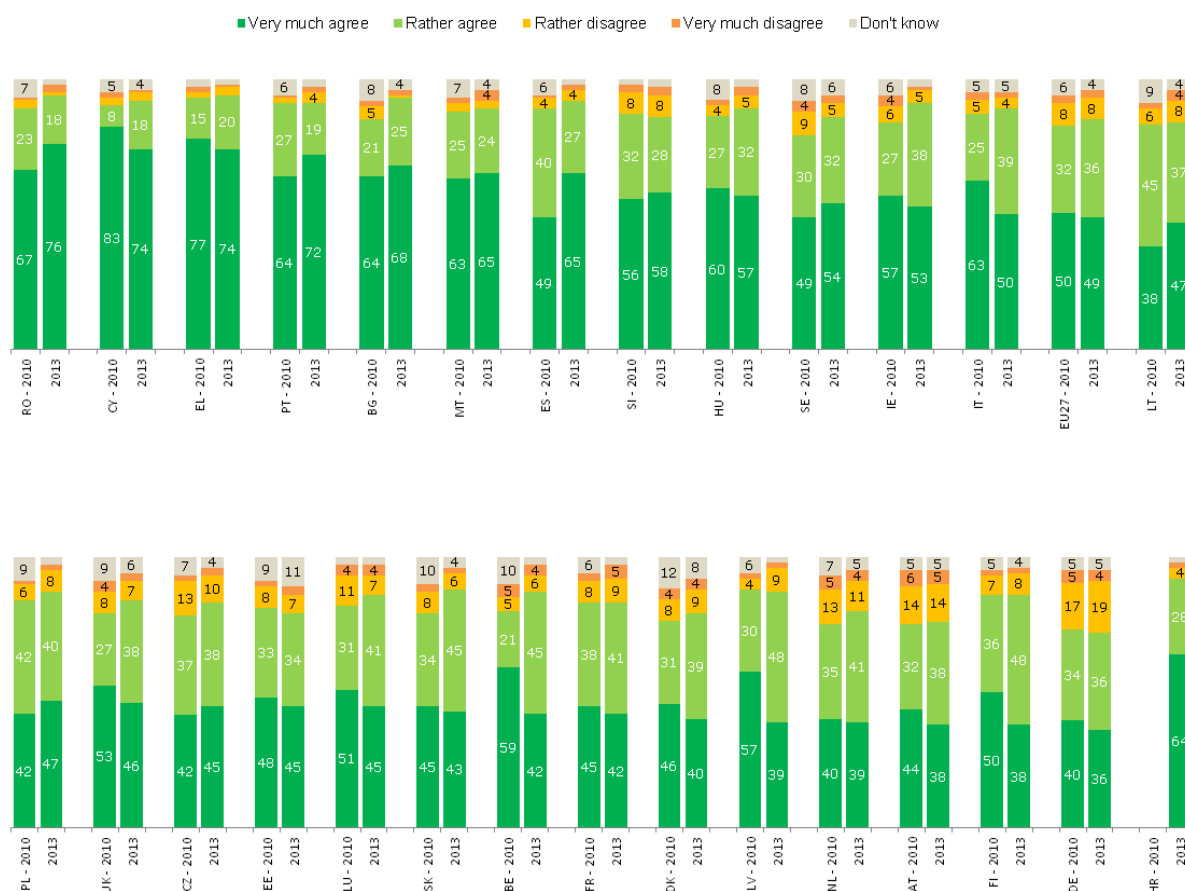
As with the other reasons discussed in this chapter, there is relatively little variation among Member States in the proportion who agree that biodiversity is essential in tackling climate change, but there is substantial variation in the proportion of respondents who very much agree.

The highest proportions of respondents who very much agree are in Romania (76%), Greece and Cyprus (both 74%), while the lowest proportions are in Germany (36%), Finland and Austria (both 38%).

There are substantial changes compared with 2010 in the proportion of respondents who very much agree with this reason in individual Member States. Spain (+16), Romania (+9) and Lithuania (+9) all showed large increases, while Latvia (-18), Belgium (-17), Italy (-13) and Finland (-12) saw even larger falls.

Reasons why it is important to halt biodiversity loss

Biodiversity is essential in tackling climate change



Q4. I will read some statements to you about why it might be important to halt the loss of biodiversity. Please tell me how much you agree or disagree with them:
Base: all respondents, % by country

Socio-demographics

There is little difference between socio-demographic groups in the proportion of respondents who agree that it is important to halt the loss of biodiversity because it is a moral obligation. Between 98% and 95% of respondents in all socio-demographic groups share this opinion.

Women are more likely than men to very much agree that it is a moral obligation to protect biodiversity (80% compared with 73%), and older respondents are more likely to do so than younger respondents. Over eight in ten respondents aged 55 or older (81%) very much agree, compared with fewer than seven in ten respondents aged 15-24 (68%). Those who make a personal effort to protect biodiversity are also more likely to very much agree than those who do not make such an effort (82% compared with 66%).

Approximately nine in ten respondents in all socio-demographic groups also agree that it is important to halt the loss of biodiversity because our well-being and quality of life is based upon nature and biodiversity.

Older Europeans are more likely than younger Europeans to very much agree with this statement. Fewer than half of respondents aged 15-24 (48%) very much agree, compared with six in ten respondents aged 25-39 (60%) and approximately seven in ten respondents aged 55 or older (68%). Respondents who are informed about biodiversity loss are five percentage points more likely to very much agree with this statement than those who are not informed (65% compared with 60%).

Respondents with less education are more likely to believe that it is important to prevent biodiversity loss because biodiversity is indispensable for the production of goods such as food, fuel and medicines. Six in ten respondents who finished education aged 15 or younger (60%) very much agree with this statement, compared with less than six in ten respondents who finished education 16-19 (57%) or aged 20 or older (55%) and fewer than half of those still studying (47%). Similar to the other reasons discussed, respondents who make a personal effort to protect biodiversity are more likely to very much agree than those who do not make such an effort (59% compared with 48%).

Older respondents are more likely to believe that it is important to halt biodiversity loss because Europe will get poorer economically as a consequence. More than four in ten respondents aged 55 or older (46%) agree with this statement, compared with just a quarter of respondents aged 15-14 (25%). Those who finished education earlier are also more likely to very much agree with this statement. Roughly half of respondents who finished education aged 15 or younger (49%) agree with this statement, compared with fewer than four in ten respondents who finished education aged 20 or older (38%) and only a quarter of those who are still studying (24%).

As for every reason discussed, women are more likely than men to very much agree that it is important to halt the loss of biodiversity because it is essential in tackling climate change (52% compared with 46%). Older respondents are also more likely to very much agree with this statement than younger EU citizens (37% of those aged 15-24, compared with 52% of those aged 40-54 and 53% of those aged 55 or older).

Q4. I will read some statements to you about why it might be important to halt the loss of biodiversity. Please tell me how much you agree or disagree with them:

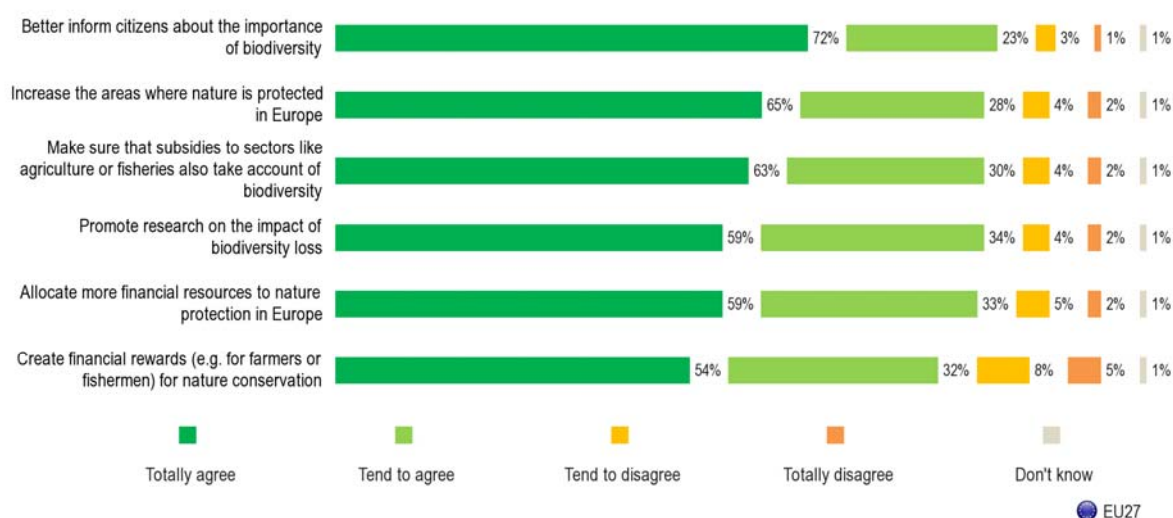
Answer 'Very much agree'

	It is a moral obligation – because we have a responsibility to look after nature	Our well-being and quality of life is based upon nature and biodiversity	Biodiversity is indispensable for the production of goods such as food, fuel and medicines	Europe will get poorer economically as a consequence of the loss of biodiversity	Biodiversity is essential in tackling climate change
EU27	77%	62%	55%	39%	49%
Sex					
Male	73%	59%	53%	36%	46%
Female	80%	65%	57%	41%	52%
Age					
15-24	68%	48%	49%	25%	37%
25-39	75%	60%	51%	35%	47%
40-54	79%	64%	56%	40%	52%
55 +	81%	68%	61%	46%	53%
Education (End of)					
15-	80%	65%	60%	49%	54%
16-19	79%	63%	57%	41%	51%
20+	77%	64%	55%	38%	49%
Still studying	66%	49%	47%	24%	38%
Informed about loss of biodiversity					
Total 'Informed'	78%	65%	57%	41%	50%
Total 'Not informed'	76%	60%	54%	37%	48%
Makes effort to protect biodiversity					
Total 'Yes'	82%	67%	59%	43%	54%
Total 'No'	66%	51%	48%	29%	37%

5.2. The measures the EU should take to protect biodiversity

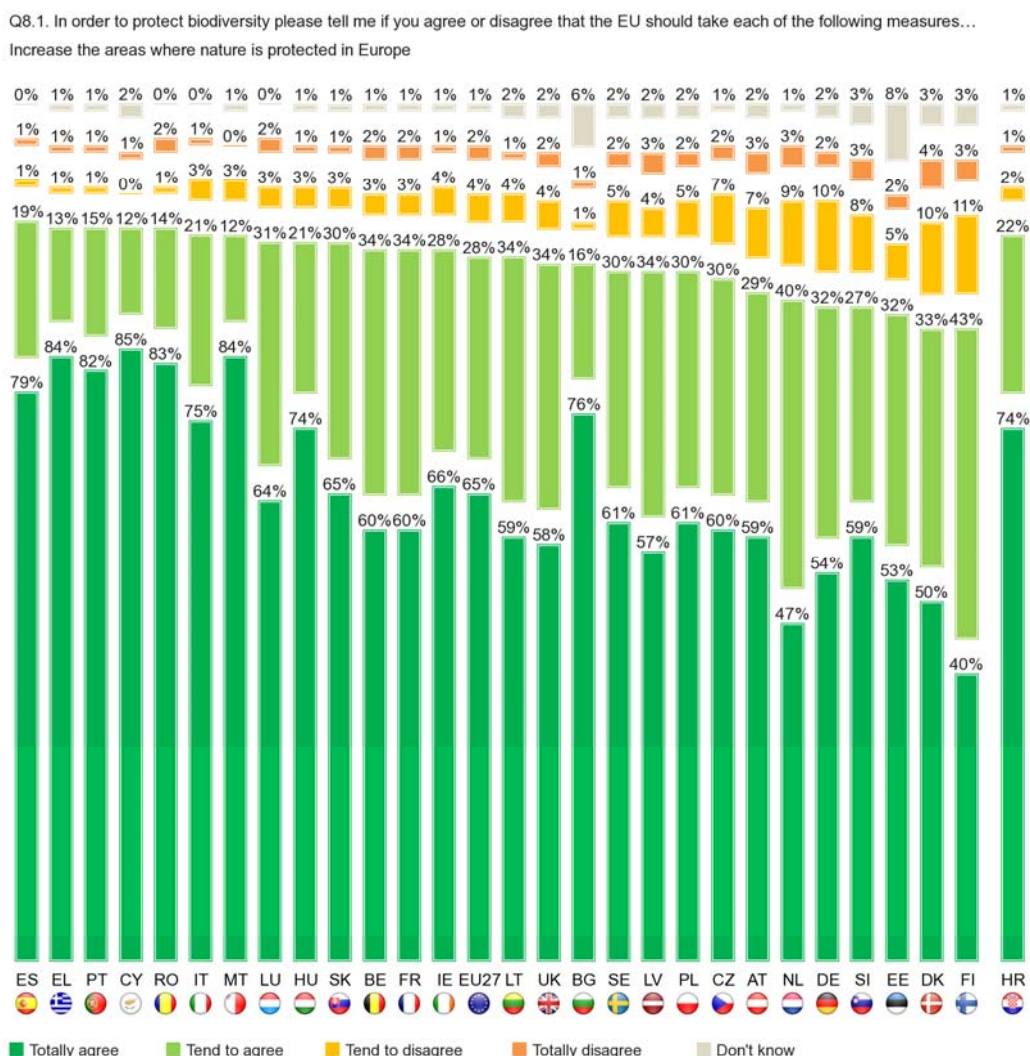
Europeans were asked whether they agreed or disagreed that the EU should take various measures to protect against biodiversity loss.¹⁶ Nearly three quarters of them totally agree that the EU should better inform citizens about the importance of biodiversity (72%). Two thirds of them totally agree that the EU should increase the areas where nature is protected in Europe (65%). Six in ten Europeans totally agree that the EU should make sure that subsidies to sectors like agriculture and fisheries also take account of biodiversity (63%), that the EU should promote research on the impact of biodiversity loss (59%), or that the EU should allocate more financial resources to nature protection in Europe (59%). More than half of Europeans (54%) totally agree that the EU should create financial rewards for farmers or fishermen for nature conservation.

Q8. In order to protect biodiversity please tell me if you agree or disagree that the EU should take each of the following measures...



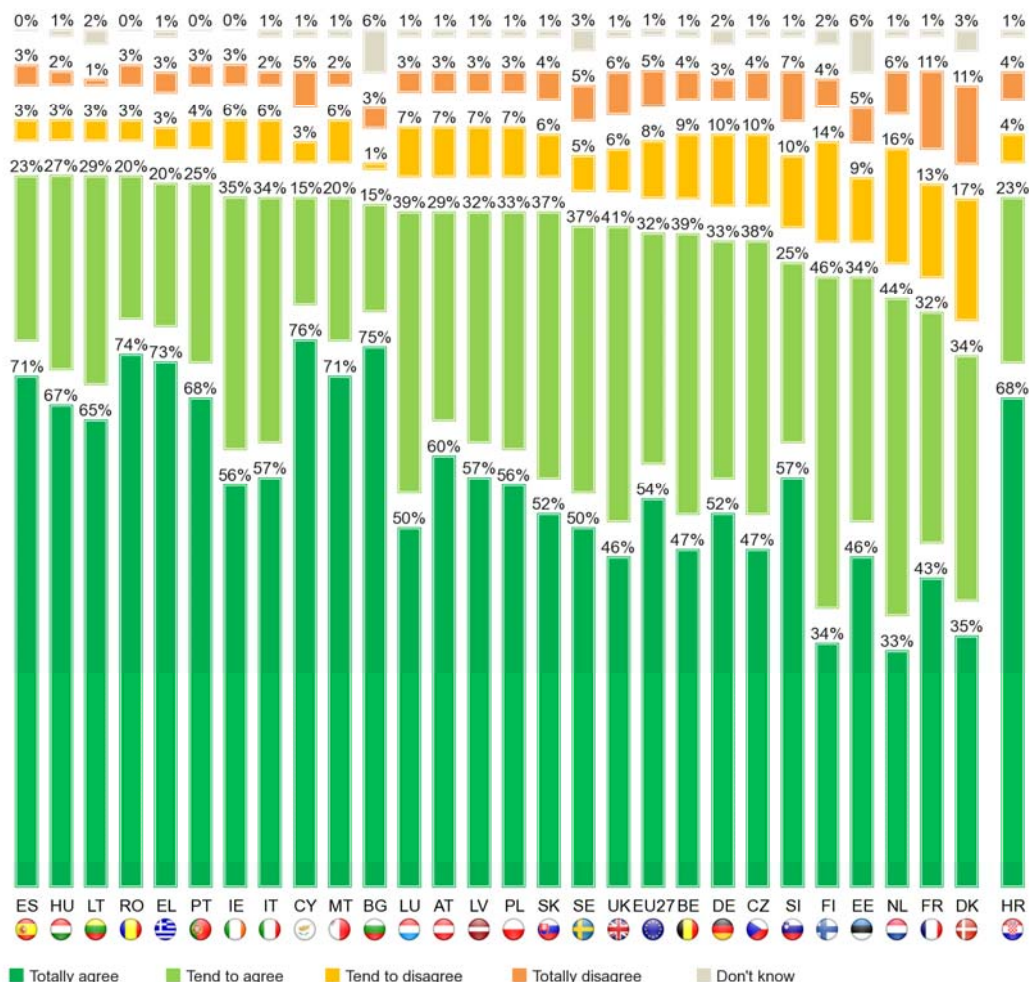
¹⁶ Q8 In order to protect biodiversity please tell me if you agree or disagree that the EU should take each of the following measures... Q8.1 Increase the areas where nature is protected in Europe; Q8.2 Create financial rewards (e.g. for farmers or fishermen) for nature conservation; Q8.3 Make sure that subsidies to sectors like agriculture or fisheries also take account of biodiversity; Q8.4 Allocate more financial resources to nature protection in Europe; Q8.5 Promote research on the impact of biodiversity loss; Q8.6 Better inform citizens about the importance of biodiversity.

The proportion of respondents across EU Member States who agree that the EU should increase the areas where nature is protected in Europe ranges from 98% to 83%. A majority of respondents in every Member State, with the exceptions of Finland (40%) and the Netherlands (47%), totally agree with this statement, with the highest levels of agreement in Cyprus (85%), Greece and Malta (both 84%).

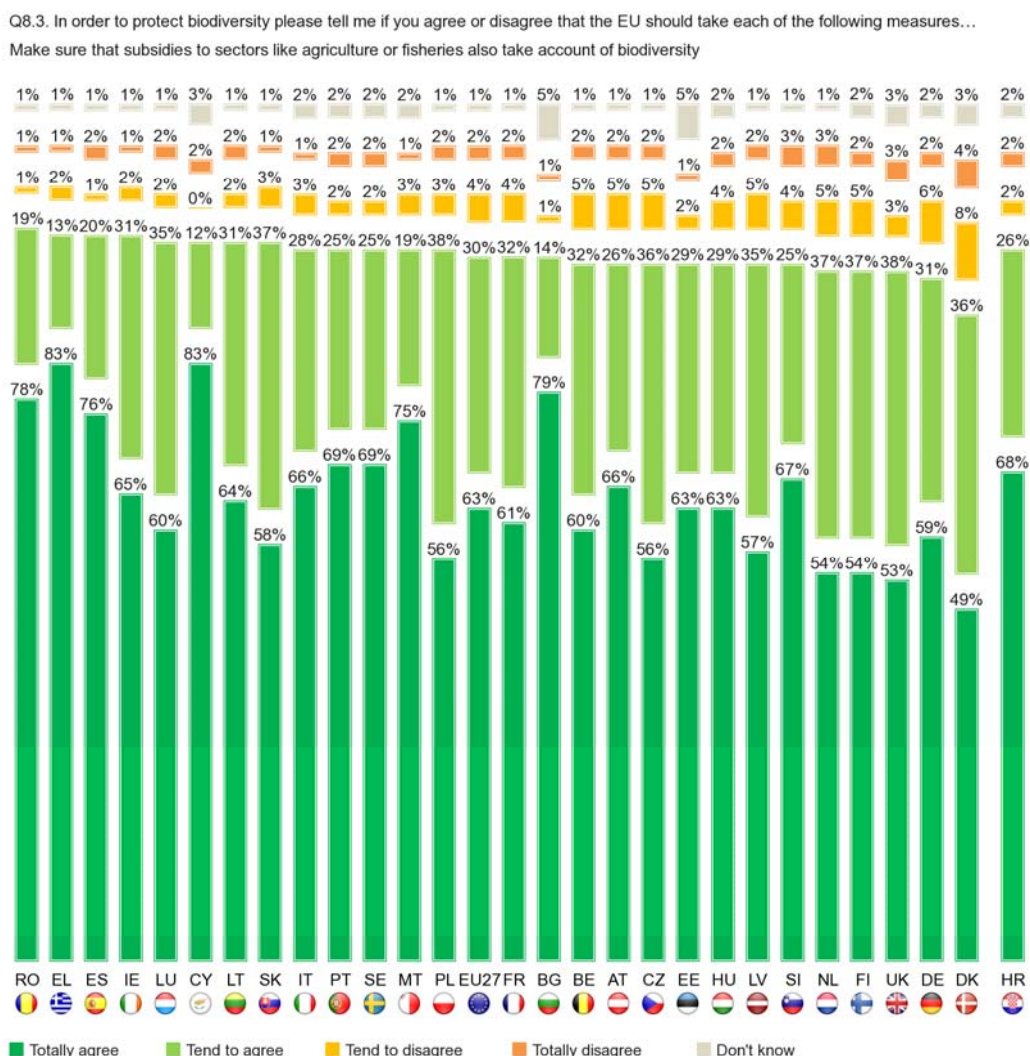


The proportion of respondents agreeing that the EU should create financial rewards for farmers or fisherman for nature conservation ranges from 94% to 69% across Member States. Respondents are most likely to agree with this statement in Spain, Hungary, Lithuania and Romania (all 94%), and are least likely to do so in Denmark (69%), France (75%) and the Netherlands (77%).

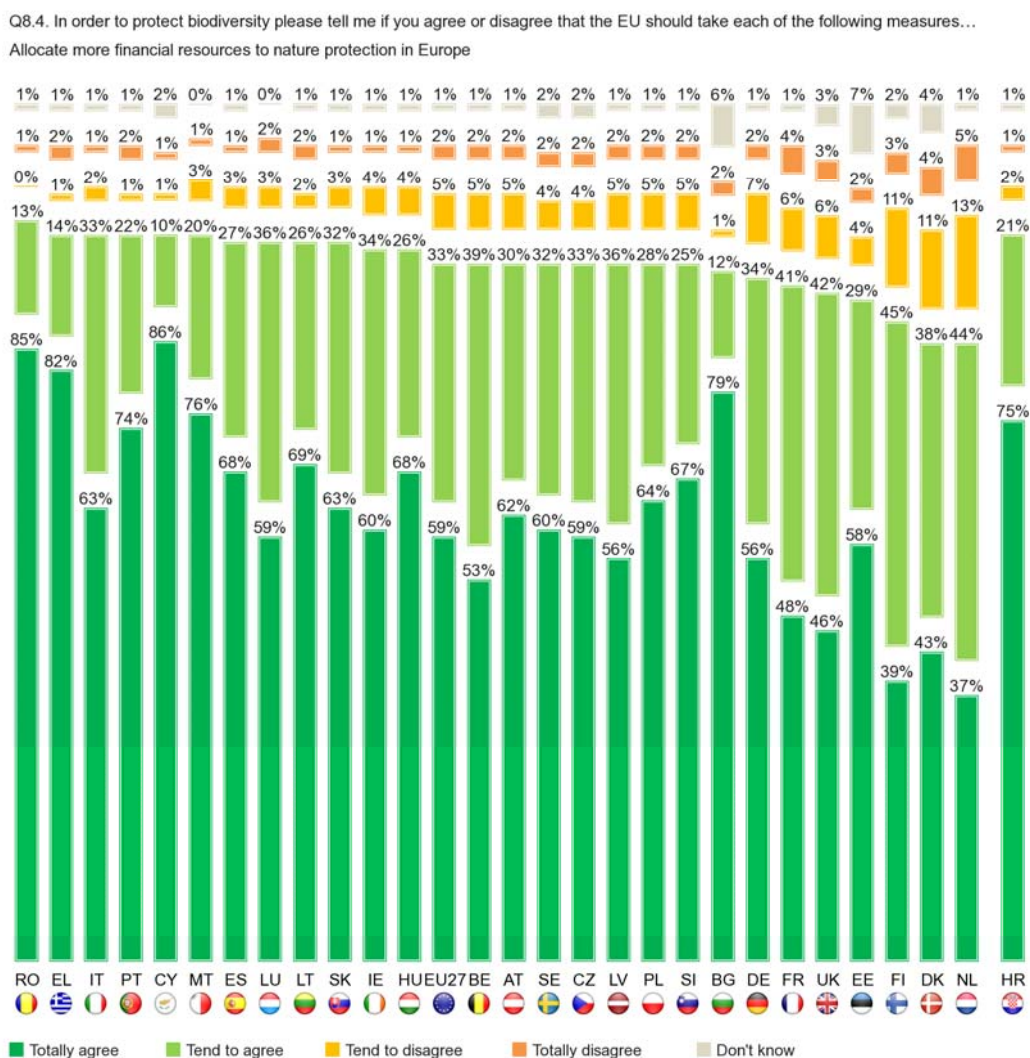
Q8.2. In order to protect biodiversity please tell me if you agree or disagree that the EU should take each of the following measures...
Create financial rewards (e.g. for farmers or fishermen) for nature conservation



The majority of respondents in all countries, with the exception of Denmark (49%), totally agree that the EU should make sure that subsidies to sectors like agriculture or fisheries also take account of biodiversity. Respondents are most likely to totally agree with this statement in Greece and Cyprus (both 83%), and are least likely to do so in Denmark (49%), the United Kingdom (53%), the Netherlands and Finland (both 54%).



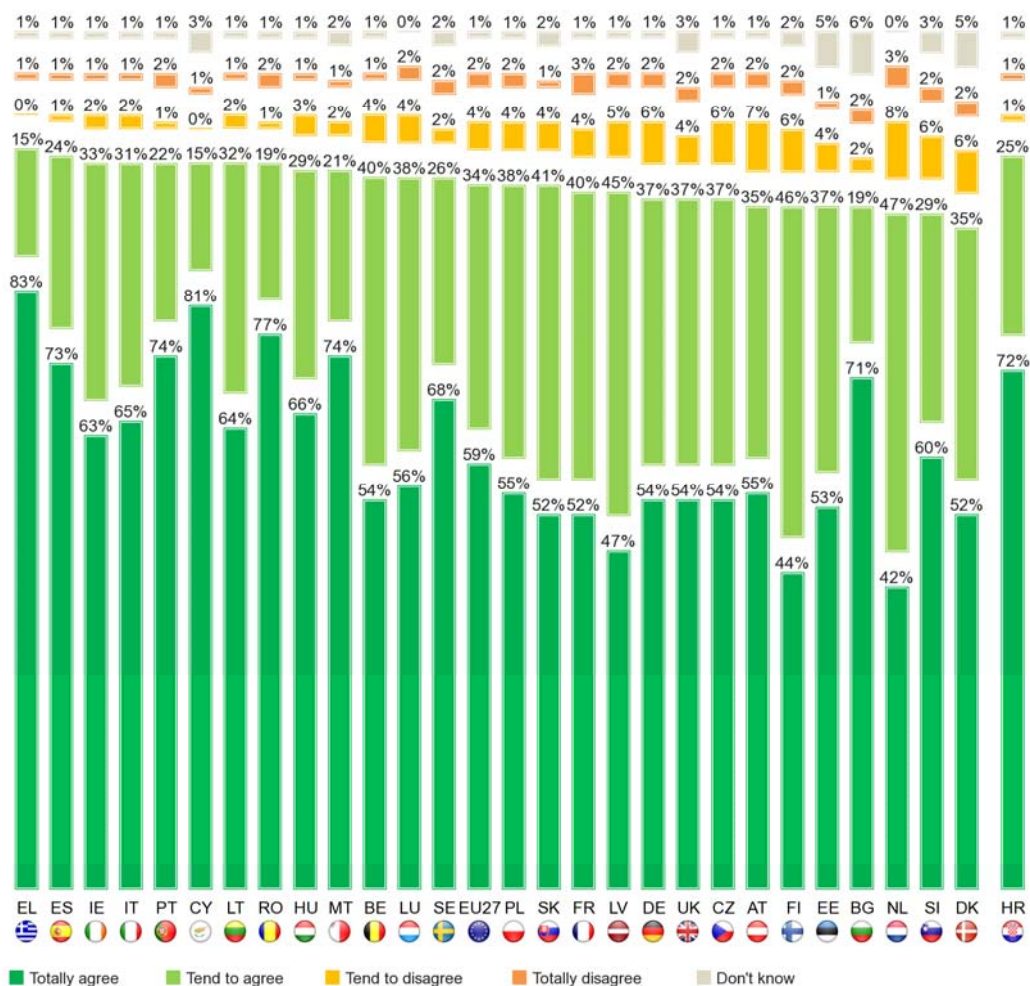
A similar pattern can be observed in terms of respondents who agree that the EU should allocate more financial resources to nature protection in Europe. Respondents are most likely to totally agree with this statement in Cyprus (86%), Romania (85%) and Greece (82%), and are least likely to do so in the Netherlands (37%), Finland (39%) and Denmark (43%).



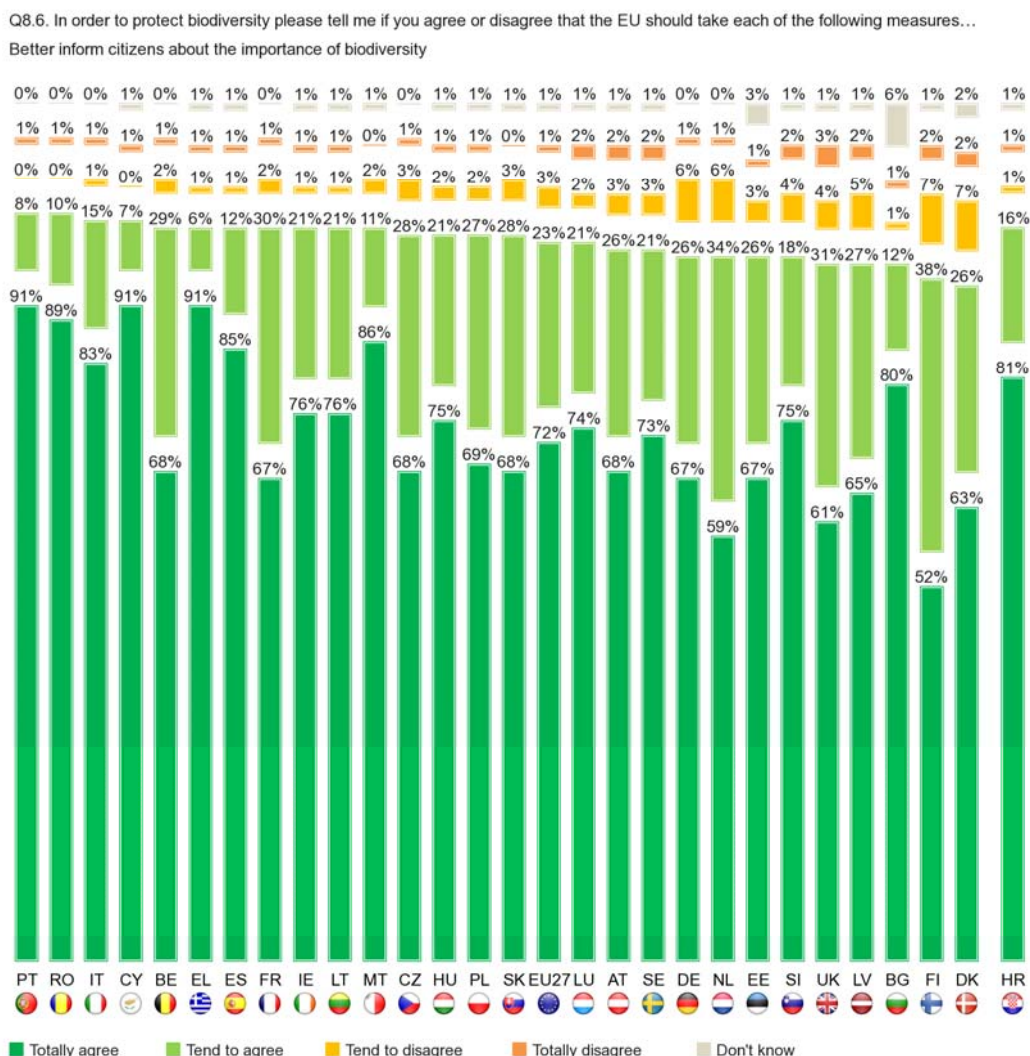
The majority of respondents in all EU countries agree that the EU should promote research on the impact of biodiversity loss. Respondents are most likely to totally agree with this statement in Greece (83%) and Cyprus (81%), and are least likely to do so in the Netherlands (42%) and Finland (44%).

Q8.5. In order to protect biodiversity please tell me if you agree or disagree that the EU should take each of the following measures...

Promote research on the impact of biodiversity loss



The majority of respondents in all EU countries totally agree that the EU should better inform citizens about the importance of biodiversity. Respondents are most likely to totally agree with this statement in Cyprus, Greece and Portugal (all 91%), and are least likely to do so in Finland (52%), the Netherlands (59%) and the United Kingdom (61%).



Socio-demographics

Socio-demographic categories have only a moderate influence on whether respondents agree or disagree that the EU should increase areas where nature is protected in Europe. Women are slightly more likely than men to totally agree with this statement (66% compared with 62%). Respondents who finished education aged 15 or younger (69%) are more likely to totally agree with this statement than respondents who finished education aged 16-19 (67%) or aged 20 or older (62%), and respondents in large towns (66%) are slightly more likely to totally agree than respondents in rural villages (62%).

There are also rather small differences between socio-demographic groups in views on whether the EU should create financial rewards for farmers or fisherman for nature conservation. Women are more likely to totally agree with this statement than men (56% compared with 53%), and older respondents are more likely to do so than younger respondents. Roughly six in ten respondents aged 55 or older (58%) totally agree, compared with fewer than half of respondents aged 15-24 (47%).

While approximately nine out of ten respondents in all socio-demographic groups agree that the EU should make sure that subsidies to sectors like agriculture or fisheries also take account of biodiversity, there are differences between groups in terms of the proportion of respondents who totally agree with this statement. Women are more likely to totally agree than men (64% compared with 61%), respondents aged 15-24 (52%) are less likely to totally agree compared with respondents aged 25-39 (61%), 40-54 (67%) and 55 or older (66%), while respondents who finished education aged 15 or younger (64%), aged 16-19 (62%) and aged 20 or older (65%) are all more likely to totally agree than those still studying (53%).

A similar pattern can be observed for views on whether the EU should allocate more financial resources to nature protection in Europe. Women are more likely to totally agree (60%) than men (57%) and older respondents are more likely to do so than younger respondents (61% of those aged 55 or older, compared with 50% of those aged 15-24).

The gender gap is less pronounced for views on whether the EU should promote research on the impact of biodiversity loss (60% of men totally agree compared with 59% of women). Respondents who make a personal effort to protect biodiversity are also more likely to totally agree than those who do not make such an effort (64% compared with 49%).

When it comes to views on whether the EU should better inform citizens about the importance of biodiversity, women are again more likely to totally agree than men (76% compared with 69%). Those who finished education aged 15 or younger (77%), aged 16-19 (74%) or aged 20 or older (71%) are more likely than those still studying (69%) to totally agree with this statement.

Q8. In order to protect biodiversity please tell me if you agree or disagree that the EU should take each of the following measures...

Answer 'Totally agree'

	Better inform citizens about the importance of biodiversity	Increase the areas where nature is protected in Europe	Make sure that subsidies to sectors like agriculture or fisheries also take account of biodiversity	Allocate more financial resources to nature protection in Europe	Promote research on the impact of biodiversity loss	Create financial rewards (e.g. for farmers or fishermen) for nature conservation
EU27	72%	65%	63%	59%	59%	54%
Sex						
Male	69%	62%	61%	57%	60%	53%
Female	76%	66%	64%	60%	59%	56%
Age						
15-24	69%	63%	52%	50%	52%	47%
25-39	71%	65%	61%	59%	58%	52%
40-54	71%	66%	67%	60%	60%	56%
55 +	76%	64%	66%	61%	64%	58%
Education (End of)						
15-	77%	69%	64%	63%	62%	62%
16-19	74%	67%	62%	61%	58%	56%
20+	71%	62%	65%	59%	62%	53%
Still studying	69%	60%	53%	47%	52%	47%
Subjective urbanisation						
Rural village	71%	62%	63%	58%	57%	55%
Small/ Mid-size town	73%	65%	62%	59%	60%	54%
Large town	74%	66%	63%	60%	62%	55%
Makes effort to protect biodiversity						
Total 'Yes'	77%	69%	67%	63%	64%	58%
Total 'No'	63%	55%	52%	48%	49%	46%

5.3. Personal efforts to help preserve biodiversity

Respondents were asked whether they make a personal effort to protect biodiversity.¹⁷ Roughly four in ten respondents (38%) say that they do make such an effort, a proportion that has increased slightly compared with previous surveys in 2010 (37%) and 2007 (34%).

The proportion of respondents who say that they make a personal effort to protect biodiversity, but that they would like to do even more, has remained stable across all three surveys (33%).

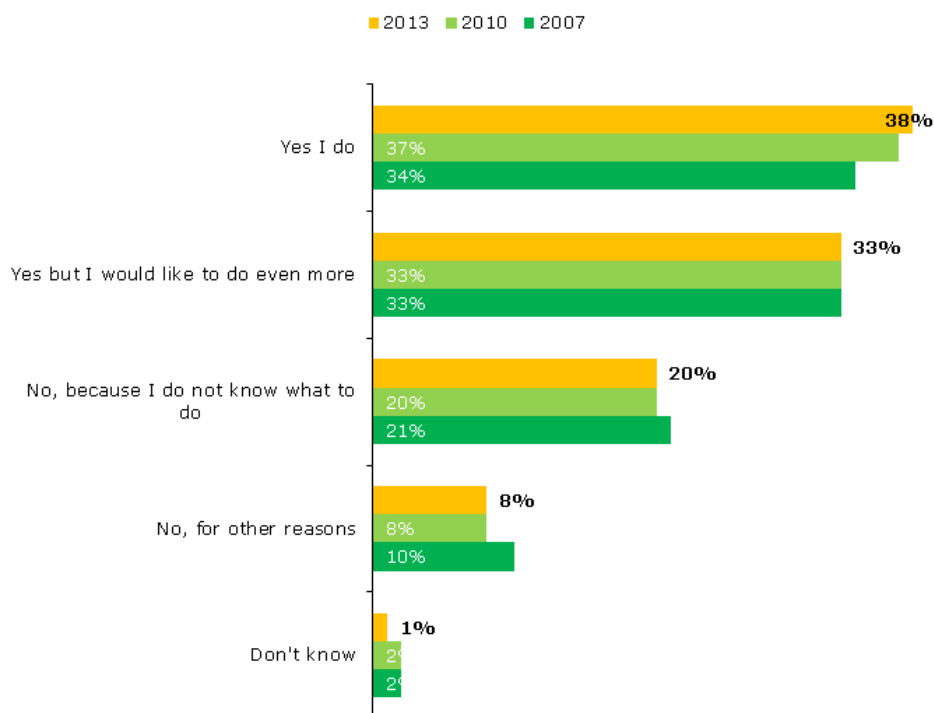
Two in ten respondents (20%) say that they do not make a personal effort to protect biodiversity because they do not know what to do. The proportion of respondents with this opinion has remained stable compared with 2010 (20%), and has decreased by one percentage point compared with 2007 (21%).

The proportion of respondents who do not make a personal effort to protect biodiversity for reasons other than being uninformed about what actions to take has remained stable compared with 2010 (8%), and has decreased by two percentage points compared with 2007 (10%).

Taking these results together, more than half of respondents would like to be doing more to protect biodiversity (53%), either because they want to do more or because they don't currently know what to do to protect biodiversity. This shows that many Europeans would potentially be willing to do more to protect biodiversity if given the opportunity.

¹⁷ Q12 Would you say that you personally make an effort to protect biodiversity? Yes I do; Yes but I would like to do even more; No, because I do not know what to do; No, for other reasons; Don't know.

Personal efforts to protect biodiversity



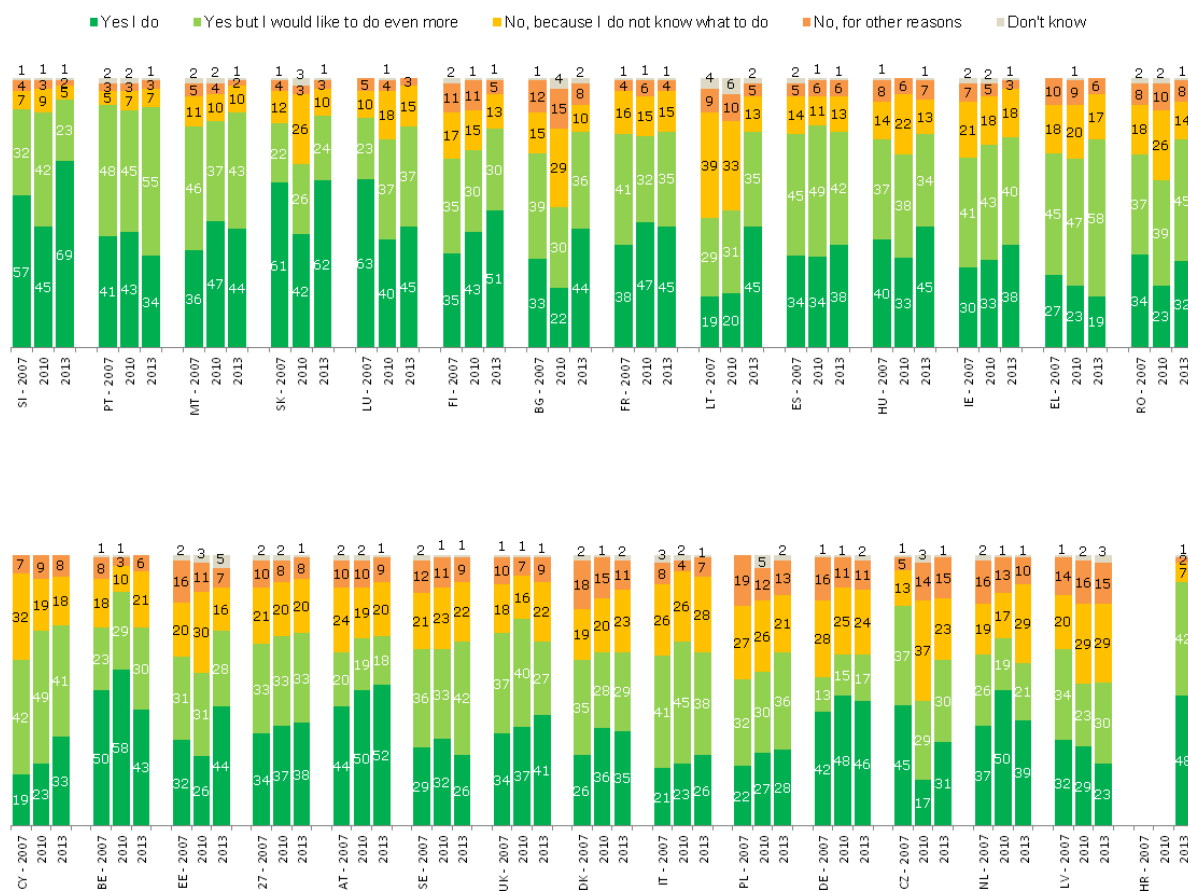
Q12. Would you say that you personally make an effort to protect biodiversity?

Base: all respondents, % EU27

A majority of Europeans in all Member States are personally making an effort to protect biodiversity. They are most likely to be doing so in Slovenia (92%), Portugal (89%) and Malta (87%), with respondents in Croatia (90%) also especially likely to be making a personal effort. Respondents are least likely to be doing so in Latvia (53%), the Netherlands (60%) and the Czech Republic (61%).

The largest increases since 2010 in respondents who are personally making an effort to protect biodiversity are in Lithuania (+29), Bulgaria (+28) and Slovakia (+18), with the largest decreases in Belgium (-14), the Netherlands and the United Kingdom (both -9).

Personal efforts to protect biodiversity



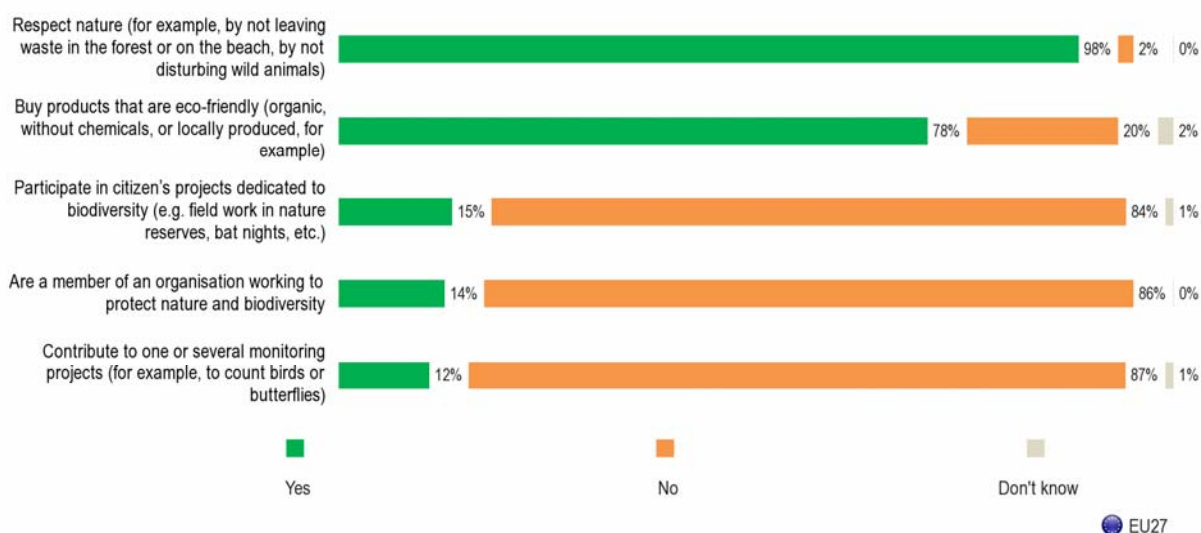
Q12. Would you say that you personally make an effort to protect biodiversity?
 Base: all respondents, % by country

Respondents were also asked which actions they take personally to prevent biodiversity loss.¹⁸

Almost all respondents (98%) say that they respect nature by, for example, not leaving waste in the forest or on the beach. This was by far the most common action that Europeans take to protect against biodiversity loss.

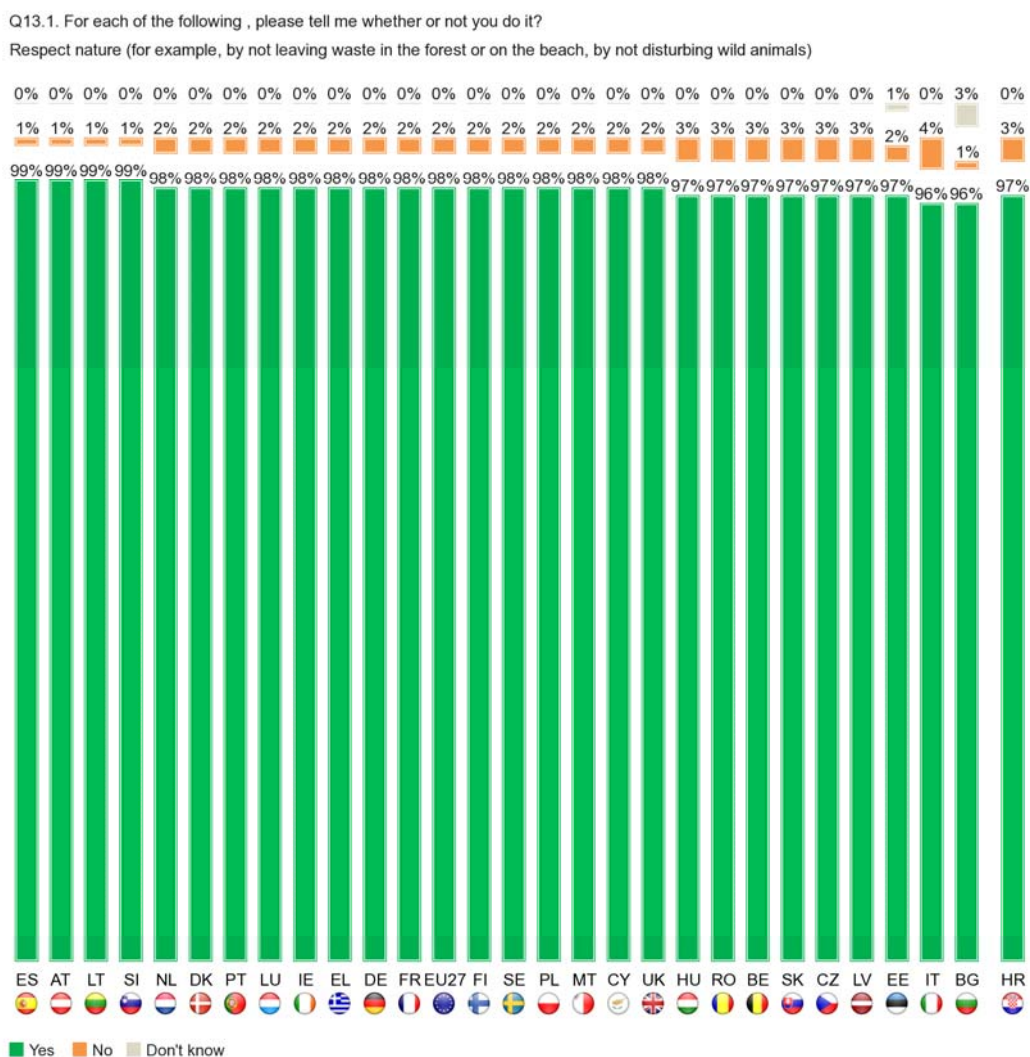
Eight in ten Europeans (78%) say that they buy eco-friendly products, such as those that are organic or locally produced. Fewer than one in five (15%) participate in citizens' projects dedicated to biodiversity, such as fieldwork in nature reserves. A similar proportion (14%) are members of citizens' organisations dedicated to biodiversity, while slightly fewer (12%) contribute to one or several monitoring projects, such as those that count birds or butterflies.

Q13. For each of the following, please tell me whether or not you do it?

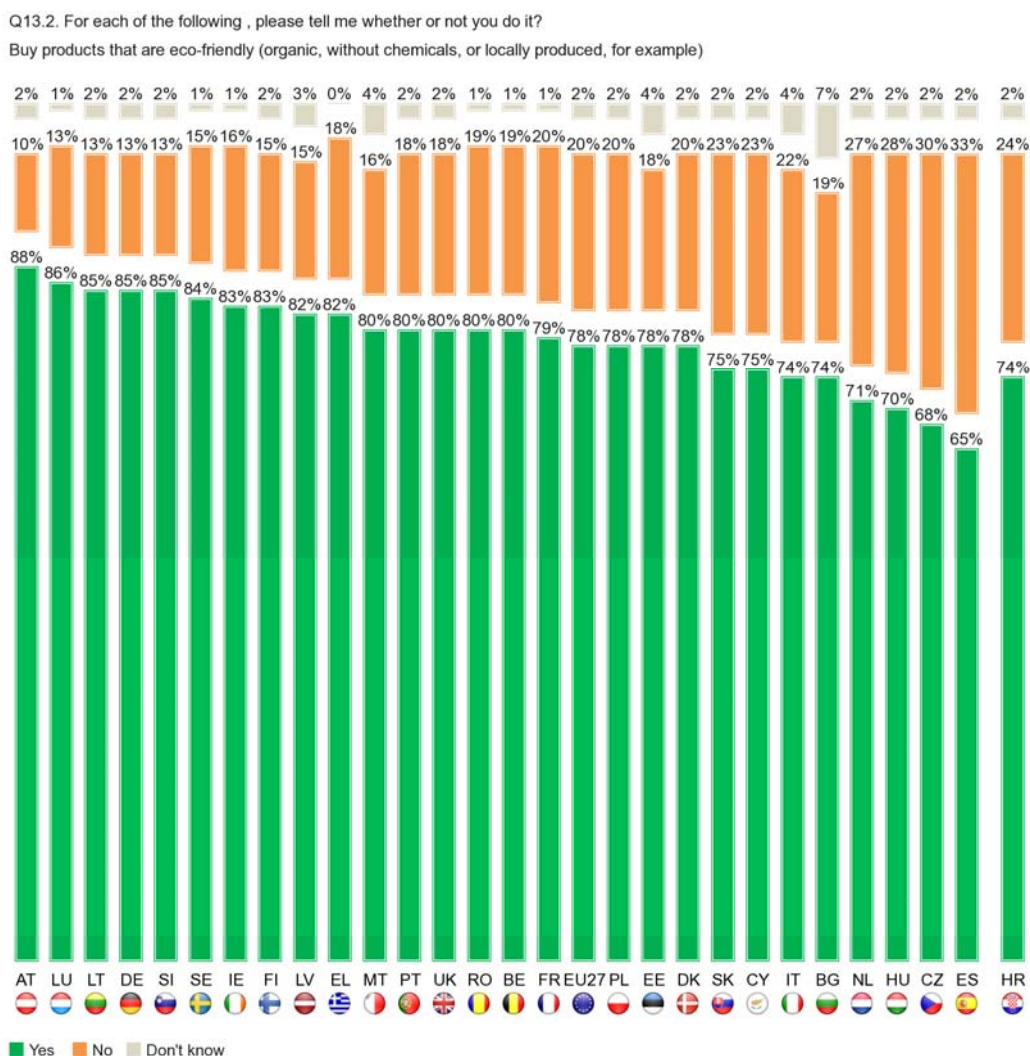


¹⁸ Q13 For each of the following, please tell me whether or not you do it? Q13.1 Respect nature (for example, by not leaving waste in the forest or on the beach, by not disturbing wild animals); Q13.2 Buy products that are eco-friendly (organic, without chemicals, or locally produced, for example); Q13.3 Are a member of an organisation working to protect nature and biodiversity; Q13.4 Participate in citizens' projects dedicated to biodiversity (e.g. field work in nature reserves, bat nights, etc.); Q13.5 Contribute to one or several monitoring projects (for example, to count birds or butterflies). Response categories: Yes; No; Don't know.

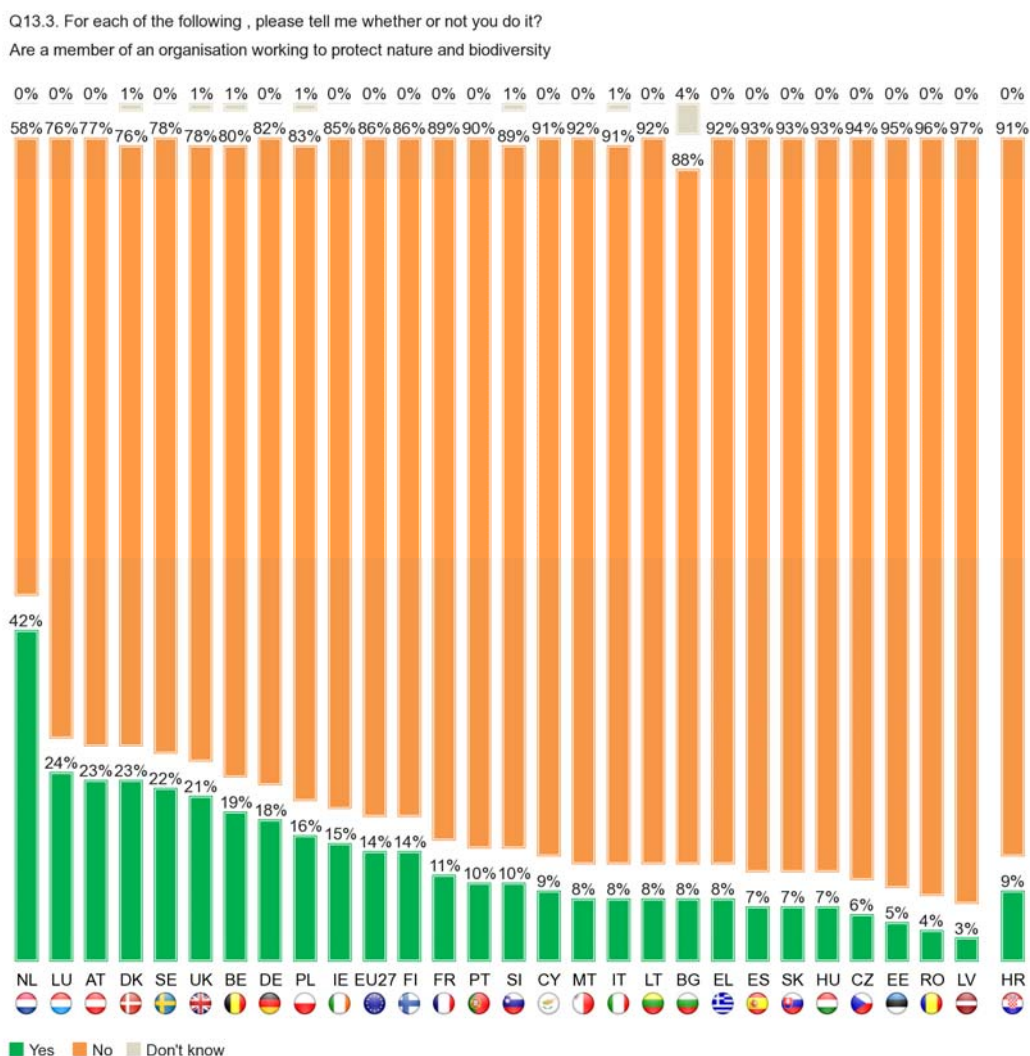
There is little variation across countries in the proportion of respondents who respect nature, with 99% of respondents saying they do so in Spain, Austria, Lithuania and Slovenia. At the lower end, 96% do so in Italy and Bulgaria.



There is more variation across countries in the proportion of Europeans who buy products that are eco-friendly, although the majority of respondents in all Member States buy these products. Respondents are most likely to buy eco-friendly products in Austria (88%) and Luxembourg (86%), and are least likely to do so in Spain (65%), the Czech Republic (68%) and Hungary (70%).



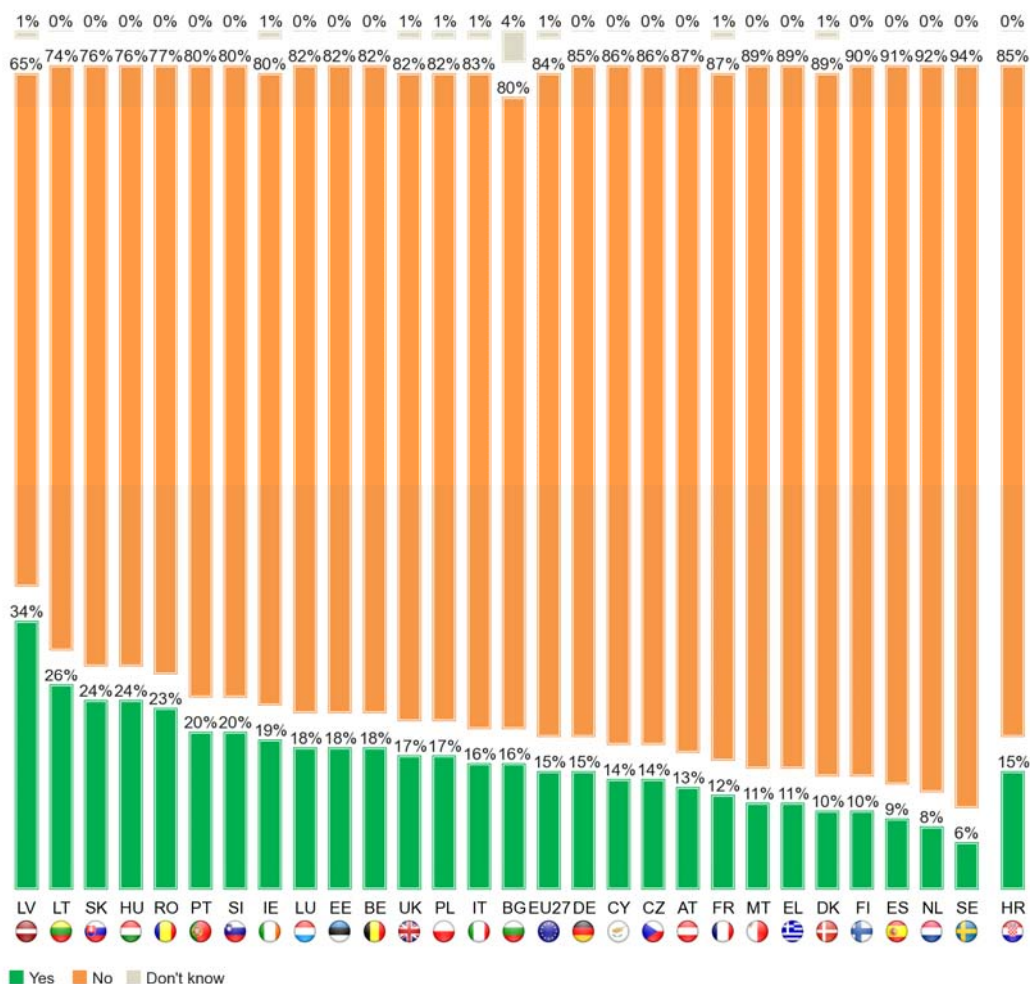
The majority of respondents in all EU Member States do not belong to an organisation working to protect nature and biodiversity. Respondents are most likely to be members of these organisations in the Netherlands (42%), followed by Luxembourg (24%). Respondents are least likely to belong to these organisations in Latvia (3%), Romania (4%) and Estonia (5%).



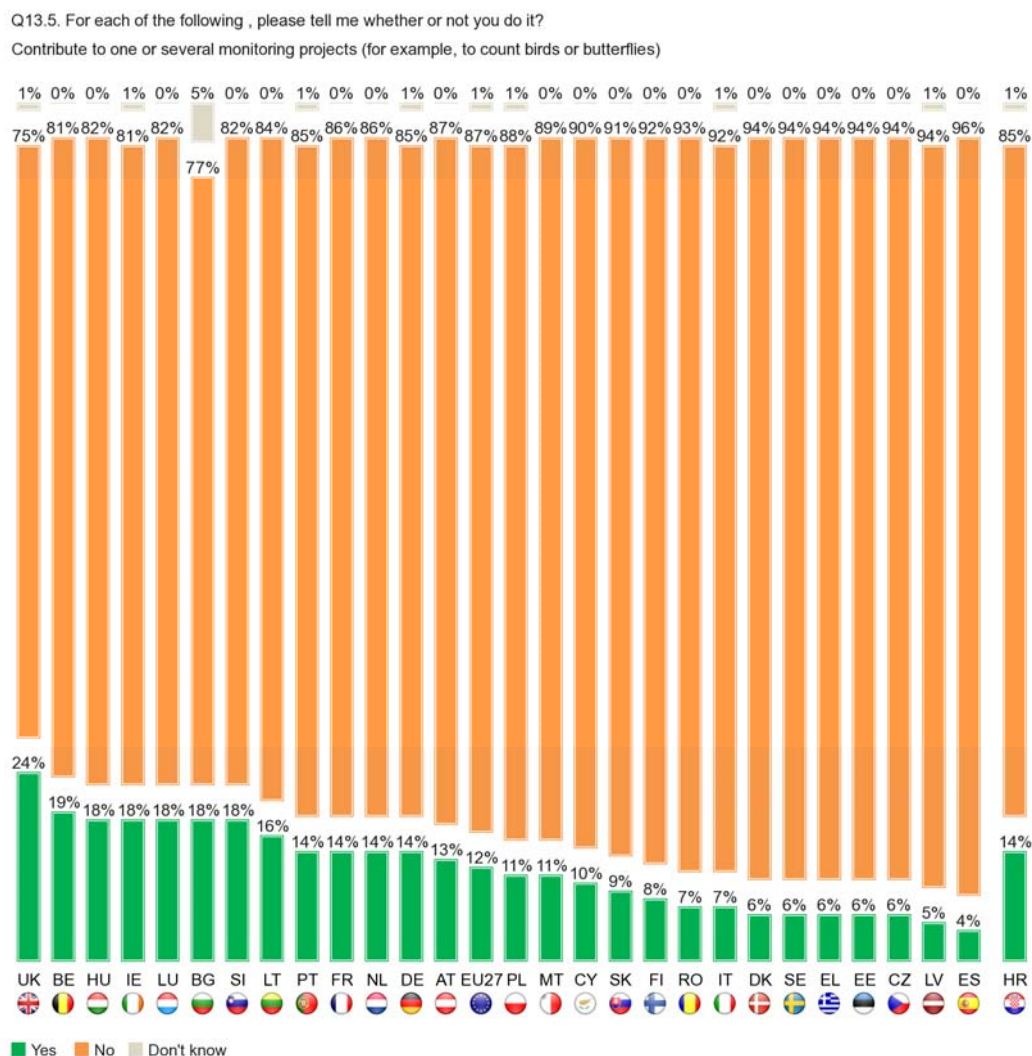
Most Europeans do not participate in citizens' projects dedicated to biodiversity. Respondents are most likely to participate in these projects in Latvia (34%) and Lithuania (26%), and are least likely to do so in Sweden (6%), the Netherlands (8%) and Spain (9%).

Q13.4. For each of the following, please tell me whether or not you do it?

Participate in citizen's projects dedicated to biodiversity (e.g. field work in nature reserves, bat nights, etc.)



Across the EU, respondents are least likely to contribute to one or several wildlife monitoring projects. The proportion of respondents who contribute to these projects is highest in the United Kingdom (24%) and Belgium (19%) and lowest in Spain (4%) and Latvia (5%).



Socio-demographics

There are notable differences between socio-demographic groups in terms of whether respondents personally make an effort to protect biodiversity.

Respondents aged 55 or older (49%) or those aged 40-54 (41%) are almost twice as likely as those aged 15-24 (22%) to say that they personally make an effort to protect biodiversity. Respondents in rural villages (45%) and small to mid-sized towns (36%) are more likely than those in large towns (33%) to do so, and respondents who are informed about biodiversity loss are more likely than those who are not informed to make a personal effort (46% compared with 31%).

Q12 Would you say that you personally make an effort to protect biodiversity?

	Yes I do	Yes but I would like to do even more	No, because I do not know what to do	No, for other reasons	Don't know	Total 'Yes'
EU27	38%	33%	20%	8%	1%	71%
Age						
15-24	22%	39%	28%	10%	1%	61%
25-39	28%	40%	22%	9%	1%	68%
40-54	41%	33%	17%	8%	1%	74%
55 +	49%	25%	17%	7%	2%	74%
Subjective urbanisation						
Rural village	45%	30%	17%	7%	1%	75%
Small/ Mid-size town	36%	33%	21%	9%	1%	69%
Large town	33%	34%	22%	10%	1%	67%
Informed about loss of biodiversity						
Total 'Informed'	46%	33%	13%	7%	1%	79%
Total 'Not informed'	31%	33%	25%	10%	1%	64%

However, there are not substantial differences between socio-demographic groups in terms of whether respondents respect nature. Between 100% and 97% of respondents in each demographic category say that they respect nature.

There are greater differences between socio-demographic groups in terms of buying products that are eco-friendly. Women are more likely to buy eco-friendly products than men (82% compared with 74%), older respondents are more likely to do so than younger Europeans (79% of respondents aged 55 or older buy eco-friendly products, compared with 74% of those aged 15-24), and respondents who are informed about the loss of biodiversity (83%) are more likely to do so than those who are not informed (74%).

Older respondents are also more likely to belong to an organisation working to protect nature and biodiversity than younger Europeans, with 16% of respondents aged 40-54, 15% of respondents aged 25-39 and 9% of respondents aged 15-24 belonging to these organisations. Respondents who are self-employed (20%) or employees (16%) are more likely to belong to these organisations than manual workers (9%) or those who are not working (12%), while those who are informed about biodiversity loss are almost twice as likely to belong to these organisations than respondents who are not informed (18% compared with 10%).

Respondents who are still studying (19%) are more likely than those who finished education aged 15 or younger (13%), aged 16-19 (14%) or aged 20 or older (16%) to participate in citizens' projects dedicated to biodiversity. Respondents in rural villages (18%) and small and mid-sized towns (15%) are more likely than those in large towns (12%) to participate in these projects, while more than three in ten respondents who contribute to biodiversity monitoring projects (36%) or who are members of organisations dedicated to biodiversity (33%) participate in citizens' projects.

Older respondents are more likely to contribute to one or several monitoring projects than younger Europeans (16% of respondents aged 55 or older and 14% of those aged 40-54 do so, compared with 9% of those aged 15-24 or aged 25-39), while respondents who live in rural villages (15%) are more likely to do so than those in small to mid-sized towns (12%) or in large towns (11%). In addition, around a third of respondents who are members of organisations dedicated to biodiversity (34%) or who participate in citizens' projects (30%) contribute to biodiversity monitoring projects.

Q13. For each of the following, please tell me whether or not you do it?

Answer 'Yes'

	Respect nature (for example, by not leaving waste in the forest or on the beach, by not disturbing wild animals)	Buy products that are eco-friendly (organic, without chemicals, or locally produced, for example)	Are a member of an organisation working to protect nature and biodiversity	Participate in citizen's projects dedicated to biodiversity (e.g. field work in nature reserves, bat nights, etc.)	Contribute to one or several monitoring projects (for example, to count birds or butterflies)
EU27	98%	78%	14%	15%	12%
Sex					
Male	97%	74%	14%	16%	12%
Female	98%	82%	14%	14%	13%
Age					
15-24	97%	74%	9%	17%	9%
25-39	98%	77%	15%	14%	9%
40-54	98%	80%	16%	15%	14%
55 +	98%	79%	13%	15%	16%
Education (End of)					
15-	97%	76%	10%	13%	14%
16-19	98%	77%	12%	14%	12%
20+	99%	81%	18%	16%	13%
Still studying	97%	73%	11%	19%	9%
Subjective urbanisation					
Rural village	98%	79%	16%	18%	15%
Small/ Mid-size town	98%	78%	13%	15%	12%
Large town	98%	78%	13%	12%	11%
Respondent occupation scale					
Self-employed	98%	80%	20%	19%	16%
Employee	99%	81%	16%	15%	12%
Manual workers	97%	74%	9%	15%	11%
Not working	97%	76%	12%	14%	12%
Informed about loss of biodiversity					
Total 'Informed'	98%	83%	18%	18%	16%
Total 'Not informed'	98%	74%	10%	13%	10%
Efforts to protect biodiversity					
Respect nature	100%	79%	14%	15%	13%
Buy eco-friendly prod.	99%	100%	16%	17%	14%
Member of org.	99%	88%	100%	33%	34%
Part. in citizen's projects	99%	87%	30%	100%	30%
Contr. to monit. projects	98%	87%	38%	36%	100%

ANNEXES

TECHNICAL SPECIFICATIONS

FLASH EUROBAROMETER 379

"Attitudes towards biodiversity"

TECHNICAL SPECIFICATIONS

Between the 26th and 28th of June 2013, TNS Political & Social, a consortium created between TNS political & social, TNS UK and TNS opinion, carried out the survey FLASH EUROBAROMETER 379 about "Attitudes towards biodiversity".

This survey has been requested by the EUROPEAN COMMISSION, Directorate-General for Environment. It is a general public survey co-ordinated by the Directorate-General for Communication ("Research and Speechwriting" Unit). The FLASH EUROBAROMETER 379 covers the population of the respective nationalities of the European Union Member States, resident in each of the 27 Member States and Croatia and aged 15 years and over. All interviews were carried using the TNS e-Call center (our centralized CATI system). In every country respondents were called both on fixed lines and mobile phones. The basic sample design applied in all states is multi-stage random (probability). In each household, the respondent was drawn at random following the "last birthday rule".

TNS has developed its own RDD sample generation capabilities based on using contact telephone numbers from responders to random probability or random location face to face surveys, such as Eurobarometer, as seed numbers. The approach works because the seed number identifies a working block of telephone numbers and reduces the volume of numbers generated that will be ineffective. The seed numbers are stratified by NUTS2 region and urbanisation to approximate a geographically representative sample. From each seed number the required sample of numbers are generated by randomly replacing the last two digits. The sample is then screened against business databases in order to exclude as many of these numbers as possible before going into field. This approach is consistent across all countries.

Readers are reminded that survey results are estimations, the accuracy of which, everything being equal, rests upon the sample size and upon the observed percentage. With samples of about 1,000 interviews, the real percentages vary within the following confidence limits:

**Statistical Margins due to the sampling process
(at the 95% level of confidence)**

various sample sizes are in rows

various observed results are in columns

	5%	10%	15%	20%	25%	30%	35%	40%	45%	50%	
	95%	90%	85%	80%	75%	70%	65%	60%	55%	50%	
N=50	6,0	8,3	9,9	11,1	12,0	12,7	13,2	13,6	13,8	13,9	N=50
N=500	1,9	2,6	3,1	3,5	3,8	4,0	4,2	4,3	4,4	4,4	N=500
N=1000	1,4	1,9	2,2	2,5	2,7	2,8	3,0	3,0	3,1	3,1	N=1000
N=1500	1,1	1,5	1,8	2,0	2,2	2,3	2,4	2,5	2,5	2,5	N=1500
N=2000	1,0	1,3	1,6	1,8	1,9	2,0	2,1	2,1	2,2	2,2	N=2000
N=3000	0,8	1,1	1,3	1,4	1,5	1,6	1,7	1,8	1,8	1,8	N=3000
N=4000	0,7	0,9	1,1	1,2	1,3	1,4	1,5	1,5	1,5	1,5	N=4000
N=5000	0,6	0,8	1,0	1,1	1,2	1,3	1,3	1,4	1,4	1,4	N=5000
N=6000	0,6	0,8	0,9	1,0	1,1	1,2	1,2	1,2	1,3	1,3	N=6000
N=7000	0,5	0,7	0,8	0,9	1,0	1,1	1,1	1,1	1,2	1,2	N=7000
N=7500	0,5	0,7	0,8	0,9	1,0	1,0	1,1	1,1	1,1	1,1	N=7500
N=8000	0,5	0,7	0,8	0,9	0,9	1,0	1,0	1,1	1,1	1,1	N=8000
N=9000	0,5	0,6	0,7	0,8	0,9	0,9	1,0	1,0	1,0	1,0	N=9000
N=10000	0,4	0,6	0,7	0,8	0,8	0,9	0,9	1,0	1,0	1,0	N=10000
N=11000	0,4	0,6	0,7	0,7	0,8	0,9	0,9	0,9	0,9	0,9	N=11000
N=12000	0,4	0,5	0,6	0,7	0,8	0,8	0,9	0,9	0,9	0,9	N=12000
N=13000	0,4	0,5	0,6	0,7	0,7	0,8	0,8	0,8	0,9	0,9	N=13000
N=14000	0,4	0,5	0,6	0,7	0,7	0,8	0,8	0,8	0,8	0,8	N=14000
N=15000	0,3	0,5	0,6	0,6	0,7	0,7	0,8	0,8	0,8	0,8	N=15000
	5%	10%	15%	20%	25%	30%	35%	40%	45%	50%	
	95%	90%	85%	80%	75%	70%	65%	60%	55%	50%	

ABBR.	COUNTRIES	INSTITUTES	N° INTERVIEWS	FIELDWORK DATES		POPULATION 15+
BE	Belgium	TNS Dimarso	1.000	26/06/2013	28/06/2013	8.939.546
BG	Bulgaria	TNS BBSS	1.001	26/06/2013	28/06/2013	6.537.510
CZ	Czech Rep.	TNS Aisa s.r.o	1.000	26/06/2013	28/06/2013	9.012.443
DK	Denmark	TNS Gallup A/S	1.001	26/06/2013	28/06/2013	4.561.264
DE	Germany	TNS Infratest	1.000	26/06/2013	28/06/2013	64.336.389
EE	Estonia	TNS Emor	1.000	26/06/2013	28/06/2013	945.733
EL	Greece	TNS ICAP	1.001	26/06/2013	28/06/2013	8.693.566
ES	Spain	TNS Demoscopia S.A	1.000	26/06/2013	28/06/2013	39.127.930
FR	France	TNS Sofres	1.002	26/06/2013	28/06/2013	47.756.439
IE	Ireland	IMS Millward Brown	1.000	26/06/2013	28/06/2013	3.522.000
IT	Italy	TNS ITALIA	1.000	26/06/2013	28/06/2013	51.862.391
CY	Rep. of Cyprus	CYMAR	501	26/06/2013	28/06/2013	660.400
LV	Latvia	TNS Latvia	1.000	26/06/2013	28/06/2013	1.447.866
LT	Lithuania	TNS LT	1.000	26/06/2013	28/06/2013	2.829.740
LU	Luxembourg	TNS Dimarso	502	26/06/2013	28/06/2013	404.907
HU	Hungary	TNS Hoffmann Kft	1.006	26/06/2013	28/06/2013	8.320.614
MT	Malta	MISCO International Ltd	500	26/06/2013	28/06/2013	335.476
NL	Netherlands	TNS NIPO	1.005	26/06/2013	28/06/2013	13.371.980
AT	Austria	TNS Austria	1.001	26/06/2013	28/06/2013	7.009.827
PL	Poland	TNS Polska	1.000	26/06/2013	28/06/2013	32.413.735
PT	Portugal	TNS EUROTESTE	1.000	26/06/2013	28/06/2013	8.080.915
RO	Romania	TNS CSOP	1.007	26/06/2013	28/06/2013	18.246.731
SI	Slovenia	RM PLUS	1.003	26/06/2013	28/06/2013	1.759.701
SK	Slovakia	TNS AISA Slovakia	1.001	26/06/2013	28/06/2013	4.549.956
FI	Finland	TNS Gallup Oy	1.003	26/06/2013	28/06/2013	4.440.004
SE	Sweden	TNS SIFO	1.000	26/06/2013	28/06/2013	7.791.240
UK	United Kingdom	TNS UK	1.003	26/06/2013	28/06/2013	51.848.010
TOTAL EU27			25.537	26/06/2013	28/06/2013	408,806,313
HR	Croatia	HENDAL	1.011	26/06/2013	28/06/2013	3.749.400
TOTAL			26.555	16/09/2013	18/09/2013	412.555.713

QUESTIONNAIRE

Q1 Have you ever heard of the term 'biodiversity'?

(READ OUT - ONE ANSWER ONLY)

I've heard of it and I know what it means	1
I've heard of it but I do not know what it means	2
I have never heard of it	3
DK/NA	4

FL290 Q1

Q2 Biological diversity – or biodiversity – is the term given to the variety of life on Earth (like plants, animals, genes, but also ecosystems such as oceans etc.) which forms the web of life of which we are an integral part...
How informed do you feel about the loss of biodiversity?

(READ OUT - ONE ANSWER ONLY)

Very well informed	1
Well informed	2
Not well informed	3
Not informed at all	4
DK/NA	5

FL290 Q3

Q3: ROTATE STATEMENTS 1 TO 5

Q3 For each of the following effects of biodiversity loss, can you tell me if it is in your opinion...

(READ OUT - ONE ANSWER ONLY)

		A very serious problem	A fairly serious problem	Not a very serious problem	Not a serious problem at all	DK/NA
--	--	------------------------	--------------------------	----------------------------	------------------------------	-------

1	Decline and less variety of natural habitats	1	2	3	4	5
2	Decline and disappearance of forests	1	2	3	4	5
3	Endangering and disappearance of some animals	1	2	3	4	5
4	Endangering and disappearance of some plants	1	2	3	4	5
5	Climate change	1	2	3	4	5

NEW

Q4: ROTATE STATEMENTS 1 TO 5

Q4	I will read some statements to you about why it might be important to halt the loss of biodiversity. Please tell me how much you agree or disagree with them:
----	---

(READ OUT - ONE ANSWER ONLY)

		Very much agree	Rather agree	Rather disagree	Very much disagree	DK/NA
--	--	-----------------	--------------	-----------------	--------------------	-------

1	It is a moral obligation – because we have a responsibility to look after nature	1	2	3	4	5
2	Our well-being and quality of life is based upon nature and biodiversity (M)	1	2	3	4	5
3	Biodiversity is indispensable for the production of goods such as food, fuel and medicines	1	2		4	5
4	Europe will get poorer economically as a consequence of the loss of biodiversity	1	2	3	4	5
5	Biodiversity is essential in tackling climate change	1	2	3	4	5

FL290 Q4 TREND MODIFIED

Q5	In your opinion, how serious is the decline and possible extinction of animal species, flora and fauna, natural habitats and ecosystems? It is...(M)
----	--

(READ OUT - ONE ANSWER ONLY)

		A very serious problem	A fairly serious problem	Not a serious problem	Not a problem at all	DK/NA
--	--	------------------------	--------------------------	-----------------------	----------------------	-------

1	In your country	1	2	3	4	5
2	In Europe	1	2	3	4	5
3	Globally	1	2	3	4	5

FL290 Q5

Q6	Do you think that the decline and possible extinction of animal species, flora and fauna, will have an impact on you personally?
----	--

(READ OUT - ONE ANSWER ONLY)

Yes, I am already affected by the loss of biodiversity	1
Yes, it will have an effect on me, but not now, later on	2
No, not on me personally but on my children	3
No, it will not have an effect	4
DK/NA	5

FL290 Q6

Q7: ROTATE STATEMENTS 1 TO 6

Q7	For each of the aspects from the following list, please tell me if you think it threatens biodiversity...
----	---

(READ OUT - ONE ANSWER ONLY)

		Very much	To some extent	Not very much	Not at all	DK/NA
--	--	-----------	----------------	---------------	------------	-------

1	Intensive farming, deforestation and over-fishing	1	2	3	4	5
2	Pollution of air, water (seas, rivers, lakes, etc.)	1	2	3	4	5
3	Man-made disasters (e.g. oil spills, industrial accidents, etc.)	1	2	3	4	5
4	Plants and animals introduced into our ecosystems (that are not normally found in our region or country)	1	2	3	4	5
5	Climate change	1	2	3	4	5
6	Conversion of natural areas to other uses (e.g. roads, housing, industry, expansion of urban areas, conversion into farmland etc.)	1	2	3	4	5

NEW BASED ON FL290 Q7

Q8: ROTATE STATEMENTS 1 TO 6

Q8	In order to protect biodiversity please tell me if you agree or disagree that the EU should take each of the following measures...
----	--

(READ OUT - ONE ANSWER ONLY)

		Totally agree	Tend to agree	Tend to disagree	Totally disagree	DK/NA
--	--	---------------	---------------	------------------	------------------	-------

1	Increase the areas where nature is protected in Europe	1	2	3	4	5
2	Create financial rewards (e.g. for farmers or fishermen) for nature conservation	1	2	3	4	5
3	Make sure that subsidies to sectors like agriculture or fisheries also take account of biodiversity	1	2	3	4	5
4	Allocate more financial resources to nature protection in Europe	1	2	3	4	5
5	Promote research on the impact of biodiversity loss	1	2	3	4	5
6	Better inform citizens about the importance of biodiversity	1	2	3	4	5

NEW BASED ON FL290 Q8

Q9	Have you heard of the Natura 2000 network?
----	--

(READ OUT - ONE ANSWER ONLY)

I've heard of it and I know what it is	1
I've heard of it but I do not know what it is	2
I have never heard of it	3
DK/NA	4

FL290 Q9

Q10: ROTATE STATEMENTS 1 TO 5

Q10 Natura 2000 is a network of more than 26 000 nature protection areas all over the EU. How important do you think the following roles of such nature protection areas are?

(READ OUT - ONE ANSWER ONLY)

		Very important	Somewhat important	Not very important	Not at all important	DK/NA
1	Protecting endangered animals and plants	1	2	3	4	5
2	Preventing the destruction of valuable areas on land and at sea	1	2	3	4	5
3	Promoting nature-friendly land-use	1	2	3	4	5
4	Stimulating eco-tourism and nature-related recreational activities	1	2	3	4	5
5	Safeguarding nature's role in providing clean air and water	1	2	3	4	5

NEW BASED ON FL290 Q10

Q11: ROTATE ANSWER CODES 1 TO 3

Q11 Sometimes economic development results in damage or destruction of nature protection areas, such as Natura 2000.
Which of the following statements come closest to your opinion? (M)

(READ OUT - ONE ANSWER ONLY)

This is acceptable because economic development takes precedence	1
This should be prohibited because these are our most important nature areas	2
This is only acceptable for projects of major public interest and if damage is fully compensated for	3
DK/NA	4

FL290 Q11

Q12 Would you say that you personally make an effort to protect biodiversity?

(READ OUT - ONE ANSWER ONLY)

Yes I do	1
Yes but I would like to do even more	2
No, because I do not know what to do	3
No, for other reasons	4
DK/NA	5

NEW

Q13: ROTATE STATEMENTS 1 TO 5

Q13 For each of the following , please tell me whether or not you do it?

(READ OUT - ONE ANSWER ONLY)

		Yes	No	DK/NA
1	Respect nature (for example, by not leaving waste in the forest or on the beach, by not disturbing wild animals)	1	2	3
2	Buy products that are eco-friendly (organic, without chemicals, or locally produced, for example)	1	2	3
3	Are a member of an organisation working to protect nature and biodiversity	1	2	3
4	Participate in citizen's projects dedicated to biodiversity (e.g. field work in nature reserves, bat nights, etc.)	1	2	3
5	Contribute to one or several monitoring projects (for example, to count birds or butterflies)	1	2	3






























NEW

TABLES

Q1 Avez-vous entendu parler du terme "biodiversité" ?

Q1 Have you ever heard of the term 'biodiversity'?






























Q1 Haben Sie jemals den Begriff "Artenvielfalt" gehört?

		Je l'ai déjà entendu et je sais ce que cela signifie		Je l'ai déjà entendu mais je ne sais pas ce que cela signifie		Je ne l'ai jamais entendu		Ne sais pas		A entendu parler de la 'biodiversité'	
		I've heard of it and I know what it means		I've heard of it but I do not know what it means		I have never heard of it		Don't know		Heard of 'biodiversity'	
		Ich habe davon gehört, und ich weiß was es bedeutet		Ich habe davon gehört, aber ich weiß nicht was es bedeutet		Ich habe noch nie davon gehört		Weiß nicht		Von 'Artenvielfalt' gehört	
%		Flash EB 379	Diff. Flash EB 290	Flash EB 379	Diff. Flash EB 290	Flash EB 379	Diff. Flash EB 290	Flash EB 379	Diff. Flash EB 290	Flash EB 379	Diff. Flash EB 290
	EU 27	44	7	30	2	26	-8	0	-1	74	9
	BE	36	2	36	4	28	-6	0	0	72	6
	BG	53	7	30	0	17	-5	0	-2	83	7
	CZ	17	-4	27	-4	56	8	0	0	44	-8
	DK	20	5	22	7	58	-12	0	0	42	12
	DE	80	7	12	-3	7	-5	1	1	92	4
	EE	42	-4	36	3	21	1	1	0	78	-1
	IE	31	6	43	14	26	-20	0	0	74	20
	EL	36	9	32	6	32	-15	0	0	68	15
	ES	43	4	38	7	19	-11	0	0	81	11
	FR	50	14	37	-5	13	-9	0	0	87	9
	IT	38	16	39	7	23	-23	0	0	77	23
	CY	21	8	23	9	55	-18	1	1	44	17
	LV	17	-9	37	11	45	-2	1	0	54	2
	LT	23	-8	33	6	43	2	1	0	56	-2
	LU	43	-2	29	8	28	-6	0	0	72	6
	HU	10	-13	20	-12	70	26	0	-1	30	-25
	MT	28	10	44	9	28	-19	0	0	72	19
	NL	27	-2	40	16	33	-14	0	0	67	14
	AT	80	6	12	-1	8	-5	0	0	92	5
	PL	19	-3	35	5	46	0	0	-2	54	2
	PT	43	10	29	4	27	-15	1	1	72	14
	RO	30	5	36	11	34	-11	0	-5	66	16
	SI	35	3	24	0	40	-4	1	1	59	3
	SK	15	6	26	0	58	-7	1	1	41	6
	FI	26	-13	27	-5	47	18	0	0	53	-18
	SE	51	9	36	0	12	-10	1	1	87	9
	UK	36	8	28	-2	36	-6	0	0	64	6
	HR	48		36		15		1		84	

Q2 Diversité biologique - ou biodiversité - est le terme qui désigne la variété de la vie sur Terre (comme les plantes, les animaux, les gènes, mais également les écosystèmes tels que les océans, etc.), qui constitue la trame de la vie dont nous faisons intégralement partie ... Dans quelle mesure avez-vous le sentiment d'être informé sur la perte de biodiversité ?

Q2 Biological diversity – or biodiversity – is the term given to the variety of life on Earth (like plants, animals, genes, but also ecosystems such as oceans etc.) which forms the web of life of which we are an integral part... How informed do you feel about the loss of biodiversity?

Q2 Biologische Vielfalt – oder Artenvielfalt – ist der Begriff, der die Vielfältigkeit des Lebens auf der Erde bezeichnet (wie Pflanzen, Tiere, Gene, aber auch Ökosysteme wie Ozeane etc.), die das Netzwerk des Lebens bildet, in dem wir ein wesentlicher Bestandteil sind... Wie gut fühlen Sie sich über den Verlust der Artenvielfalt informiert?

		Très bien informé		Bien informé		Pas bien informé		Pas du tout informé		Ne sais pas		Total 'Informé'		Total 'Pas informé'	
		Very well informed		Well informed		Not well informed		Not informed at all		Don't know		Total 'Informed'		Total 'Not informed'	
		Sehr gut informiert		Gut informiert		Nicht gut informiert		Überhaupt nicht informiert		Weiß nicht		Gesamt 'Informiert'		Gesamt 'Nicht informiert'	
		Flash EB 379	Diff. Flash EB 290	Flash EB 379	Diff. Flash EB 290	Flash EB 379	Diff. Flash EB 290	Flash EB 379	Diff. Flash EB 290	Flash EB 379	Diff. Flash EB 290	Flash EB 379	Diff. Flash EB 290	Flash EB 379	Diff. Flash EB 290
%															
	EU 27	6	1	39	7	38	1	16	-9	1	0	45	8	54	-8
	BE	5	-4	38	3	38	3	18	2	1	-4	43	-1	56	5
	BG	7	-3	41	9	40	2	11	-7	1	-1	48	6	51	-5
	CZ	5	2	33	11	43	-1	18	-11	1	-1	38	13	61	-12
	DK	6	1	32	2	39	9	21	-13	2	1	38	3	60	-4
	DE	6	-1	54	3	32	0	7	-2	1	0	60	2	39	-2
	EE	6	3	38	9	44	-6	9	-7	3	1	44	12	53	-13
	IE	7	3	32	9	43	10	17	-22	1	0	39	12	60	-12
	EL	7	0	31	4	36	1	26	-5	0	0	38	4	62	-4
	ES	6	2	34	7	39	-3	21	-6	0	0	40	9	60	-9
	FR	6	1	46	6	33	-4	14	-3	1	0	52	7	47	-7
	IT	4	2	28	11	49	8	19	-21	0	0	32	13	68	-13
	CY	8	-2	28	-2	32	0	32	4	0	0	36	-4	64	4
	LV	3	0	29	7	48	-5	18	-3	2	1	32	7	66	-8
	LT	4	3	31	9	42	2	22	-12	1	-2	35	12	64	-10
	LU	7	0	44	10	34	-7	15	-3	0	0	51	10	49	-10
	HU	2	-1	35	-4	37	-3	26	8	0	0	37	-5	63	5
	MT	6	2	35	11	36	-3	22	-9	1	-1	41	13	58	-12
	NL	5	1	40	5	42	1	12	-7	1	0	45	6	54	-6
	AT	9	3	52	12	32	-4	7	-9	0	-2	61	15	39	-13
	PL	7	4	35	7	39	4	17	-16	2	1	42	11	56	-12
	PT	4	-6	35	12	40	3	20	-9	1	0	39	6	60	-6
	RO	3	1	30	9	50	10	17	-20	0	0	33	10	67	-10
	SI	7	3	34	2	41	2	17	-7	1	0	41	5	58	-5
	SK	5	2	28	7	38	-2	27	-7	2	0	33	9	65	-9
	FI	7	2	50	13	34	-13	8	-1	1	-1	57	15	42	-14
	SE	7	2	36	6	44	0	13	-7	0	-1	43	8	57	-7
	UK	8	3	41	13	31	-4	19	-12	1	0	49	16	50	-16
	HR	8		38		45		8		1		46		53	






























Q3.1 A propos de chacun des effets de la perte de biodiversité suivants, pouvez-vous indiquer s'il est, d'après vous ...

Le déclin et la perte de diversité des habitats naturels

Q3.1 For each of the following effects of biodiversity loss, can you tell me if it is in your opinion...

Decline and less variety of natural habitats

Q3.1 Bitte sagen Sie mir für jede der folgenden Auswirkungen des Verlusts von Artenvielfalt, ob diese Ihrer Meinung nach ein sehr ernstes Problem, ein ziemlich ernstes Problem, kein sehr ernstes Problem oder überhaupt kein ernstes Problem darstellt.
Der Rückgang und weniger Vielfalt an natürlichen Lebensräumen

		Un problème très grave	Un problème assez grave	Pas un problème très grave	Pas un problème grave du tout	Ne sais pas	Total 'Un problème'	Total 'Pas un problème'
		A very serious problem	A fairly serious problem	Not a very serious problem	Not a serious problem at all	Don't know	Total 'A problem'	Total 'Not a problem'
%		Ein sehr ernstes Problem	Ein ziemlich ernstes Problem	Kein sehr ernstes Problem	Überhaupt kein ernstes Problem	Weiß nicht	Gesamt 'Ein problem'	Gesamt 'Kein Problem'
		Flash EB 379	Flash EB 379	Flash EB 379	Flash EB 379	Flash EB 379	Flash EB 379	Flash EB 379
	EU 27	53	38	6	1	2	91	7
	BE	45	44	8	2	1	89	10
	BG	61	28	7	1	3	89	8
	CZ	38	46	11	2	3	84	13
	DK	38	39	10	1	12	77	11
	DE	56	38	4	1	1	94	5
	EE	44	44	7	1	4	88	8
	IE	59	31	6	2	2	90	8
	EL	62	33	4	1	0	95	5
	ES	52	41	5	1	1	93	6
	FR	46	42	8	1	3	88	9
	IT	64	32	3	0	1	96	3
	CY	63	31	2	1	3	94	3
	LV	34	48	10	3	5	82	13
	LT	38	43	12	2	5	81	14
	LU	45	47	5	1	2	92	6
	HU	57	37	4	1	1	94	5
	MT	56	31	9	2	2	87	11
	NL	39	51	8	1	1	90	9
	AT	61	31	6	1	1	92	7
	PL	40	43	12	2	3	83	14
	PT	51	42	5	1	1	93	6
	RO	53	39	3	2	3	92	5
	SI	56	31	6	1	6	87	7
	SK	44	41	9	1	5	85	10
	FI	34	53	9	2	2	87	11
	SE	49	41	5	1	4	90	6
	UK	60	31	5	2	2	91	7
	HR	66	27	5	0	2	93	5






























Q3.2 A propos de chacun des effets de la perte de biodiversité suivants, pouvez-vous indiquer s'il est, d'après vous ...

Le déclin et la disparition des forêts

Q3.2 For each of the following effects of biodiversity loss, can you tell me if it is in your opinion...

Decline and disappearance of forests

Q3.2 Bitte sagen Sie mir für jede der folgenden Auswirkungen des Verlusts von Artenvielfalt, ob diese Ihrer Meinung nach ein sehr ernstes Problem, ein ziemlich ernstes Problem, kein sehr ernstes Problem oder überhaupt kein ernstes Problem darstellt.
Der Rückgang und das Verschwinden von Wäldern

		Un problème très grave	Un problème assez grave	Pas un problème très grave	Pas un problème grave du tout	Ne sais pas	Total 'Un problème'	Total 'Pas un problème'
		A very serious problem	A fairly serious problem	Not a very serious problem	Not a serious problem at all	Don't know	Total 'A problem'	Total 'Not a problem'
		Ein sehr ernstes Problem	Ein ziemlich ernstes Problem	Kein sehr ernstes Problem	Überhaupt kein ernstes Problem	Weiß nicht	Gesamt 'Ein problem'	Gesamt 'Kein Problem'
%		Flash EB 379	Flash EB 379	Flash EB 379	Flash EB 379	Flash EB 379	Flash EB 379	Flash EB 379
	EU 27	76	21	2	1	0	97	3
	BE	74	22	3	1	0	96	4
	BG	89	8	2	0	1	97	2
	CZ	72	22	4	1	1	94	5
	DK	67	28	4	0	1	95	4
	DE	74	23	2	1	0	97	3
	EE	55	34	8	2	1	89	10
	IE	76	17	4	2	1	93	6
	EL	85	14	1	0	0	99	1
	ES	74	25	0	1	0	99	1
	FR	78	20	2	0	0	98	2
	IT	85	14	0	1	0	99	1
	CY	86	13	1	0	0	99	1
	LV	61	29	6	3	1	90	9
	LT	68	26	3	2	1	94	5
	LU	75	22	2	1	0	97	3
	HU	78	20	1	1	0	98	2
	MT	69	21	7	1	2	90	8
	NL	73	23	2	1	1	96	3
	AT	71	22	5	1	1	93	6
	PL	69	24	4	2	1	93	6
	PT	81	17	1	1	0	98	2
	RO	87	12	0	1	0	99	1
	SI	76	18	5	1	0	94	6
	SK	76	20	3	1	0	96	4
	FI	48	40	9	2	1	88	11
	SE	77	19	2	1	1	96	3
	UK	73	22	3	1	1	95	4
	HR	83	14	2	0	1	97	2






























Q3.3 A propos de chacun des effets de la perte de biodiversité suivants, pouvez-vous indiquer s'il est, d'après vous ...

La mise en danger et la disparition de certains animaux

Q3.3 For each of the following effects of biodiversity loss, can you tell me if it is in your opinion...

Endangering and disappearance of some animals

Q3.3 Bitte sagen Sie mir für jede der folgenden Auswirkungen des Verlusts von Artenvielfalt, ob diese Ihrer Meinung nach ein sehr ernstes Problem, ein ziemlich ernstes Problem, kein sehr ernstes Problem oder überhaupt kein ernstes Problem darstellt.
Die Gefährdung und das Verschwinden einiger Tiere

		Un problème très grave	Un problème assez grave	Pas un problème très grave	Pas un problème grave du tout	Ne sais pas	Total 'Un problème'	Total 'Pas un problème'
		A very serious problem	A fairly serious problem	Not a very serious problem	Not a serious problem at all	Don't know	Total 'A problem'	Total 'Not a problem'
		Ein sehr ernstes Problem	Ein ziemlich ernstes Problem	Kein sehr ernstes Problem	Überhaupt kein ernstes Problem	Weiß nicht	Gesamt 'Ein problem'	Gesamt 'Kein Problem'
%		Flash EB 379	Flash EB 379	Flash EB 379	Flash EB 379	Flash EB 379	Flash EB 379	Flash EB 379
	EU 27	58	35	5	1	1	93	6
	BE	55	37	6	1	1	92	7
	BG	69	25	4	1	1	94	5
	CZ	55	35	7	2	1	90	9
	DK	51	36	10	1	2	87	11
	DE	49	39	9	2	1	88	11
	EE	42	45	9	1	3	87	10
	IE	66	27	5	2	0	93	7
	EL	68	29	2	1	0	97	3
	ES	57	37	4	1	1	94	5
	FR	60	35	4	1	0	95	5
	IT	66	30	3	1	0	96	4
	CY	67	28	3	1	1	95	4
	LV	40	44	12	3	1	84	15
	LT	52	36	9	1	2	88	10
	LU	56	39	4	1	0	95	5
	HU	54	39	5	1	1	93	6
	MT	61	27	9	1	2	88	10
	NL	43	46	9	1	1	89	10
	AT	55	37	6	1	1	92	7
	PL	53	40	5	1	1	93	6
	PT	58	38	3	1	0	96	4
	RO	63	32	3	1	1	95	4
	SI	69	23	5	2	1	92	7
	SK	56	33	7	2	2	89	9
	FI	34	49	13	3	1	83	16
	SE	63	31	5	0	1	94	5
	UK	64	28	5	2	1	92	7
	HR	70	23	5	1	1	93	6






























Q3.4 A propos de chacun des effets de la perte de biodiversité suivants, pouvez-vous indiquer s'il est, d'après vous ...

La mise en danger et la disparition de certaines plantes

Q3.4 For each of the following effects of biodiversity loss, can you tell me if it is in your opinion...

Endangering and disappearance of some plants

Q3.4 Bitte sagen Sie mir für jede der folgenden Auswirkungen des Verlusts von Artenvielfalt, ob diese Ihrer Meinung nach ein sehr ernstes Problem, ein ziemlich ernstes Problem, kein sehr ernstes Problem oder überhaupt kein ernstes Problem darstellt.
Die Gefährdung und das Verschwinden einiger Pflanzen

		Un problème très grave	Un problème assez grave	Pas un problème très grave	Pas un problème grave du tout	Ne sais pas	Total 'Un problème'	Total 'Pas un problème'
		A very serious problem	A fairly serious problem	Not a very serious problem	Not a serious problem at all	Don't know	Total 'A problem'	Total 'Not a problem'
		Ein sehr ernstes Problem	Ein ziemlich ernstes Problem	Kein sehr ernstes Problem	Überhaupt kein ernstes Problem	Weiß nicht	Gesamt 'Ein problem'	Gesamt 'Kein Problem'
%		Flash EB 379	Flash EB 379	Flash EB 379	Flash EB 379	Flash EB 379	Flash EB 379	Flash EB 379
	EU 27	51	39	7	2	1	90	9
	BE	45	44	8	2	1	89	10
	BG	68	26	4	1	1	94	5
	CZ	46	39	11	2	2	85	13
	DK	45	39	12	1	3	84	13
	DE	42	44	11	2	1	86	13
	EE	37	44	13	1	5	81	14
	IE	50	37	9	2	2	87	11
	EL	65	30	4	1	0	95	5
	ES	55	39	4	1	1	94	5
	FR	52	40	5	2	1	92	7
	IT	65	31	2	1	1	96	3
	CY	61	32	6	0	1	93	6
	LV	33	49	14	2	2	82	16
	LT	48	39	10	1	2	87	11
	LU	47	43	7	3	0	90	10
	HU	45	45	8	1	1	90	9
	MT	54	30	12	2	2	84	14
	NL	36	47	15	1	1	83	16
	AT	48	40	10	1	1	88	11
	PL	46	42	8	2	2	88	10
	PT	58	37	3	1	1	95	4
	RO	63	33	2	1	1	96	3
	SI	67	28	4	1	0	95	5
	SK	51	37	9	1	2	88	10
	FI	26	53	17	3	1	79	20
	SE	54	38	7	0	1	92	7
	UK	48	37	9	4	2	85	13
	HR	69	25	4	1	1	94	5






























Q3.5 A propos de chacun des effets de la perte de biodiversité suivants, pouvez-vous indiquer s'il est, d'après vous ...

Le changement climatique

Q3.5 For each of the following effects of biodiversity loss, can you tell me if it is in your opinion...

Climate change

Q3.5 Bitte sagen Sie mir für jede der folgenden Auswirkungen des Verlusts von Artenvielfalt, ob diese Ihrer Meinung nach ein sehr ernstes Problem, ein ziemlich ernstes Problem, kein sehr ernstes Problem oder überhaupt kein ernstes Problem darstellt.
Der Klimawandel

		Un problème très grave	Un problème assez grave	Pas un problème très grave	Pas un problème grave du tout	Ne sais pas	Total 'Un problème'	Total 'Pas un problème'
		A very serious problem	A fairly serious problem	Not a very serious problem	Not a serious problem at all	Don't know	Total 'A problem'	Total 'Not a problem'
		Ein sehr ernstes Problem	Ein ziemlich ernstes Problem	Kein sehr ernstes Problem	Überhaupt kein ernstes Problem	Weiß nicht	Gesamt 'Ein problem'	Gesamt 'Kein Problem'
		Flash EB 379	Flash EB 379	Flash EB 379	Flash EB 379	Flash EB 379	Flash EB 379	Flash EB 379
	EU 27	60	30	6	2	2	90	8
	BE	59	32	6	2	1	91	8
	BG	73	19	5	1	2	92	6
	CZ	53	34	10	2	1	87	12
	DK	56	32	8	2	2	88	10
	DE	60	28	8	2	2	88	10
	EE	40	36	14	5	5	76	19
	IE	64	27	6	2	1	91	8
	EL	73	23	2	1	1	96	3
	ES	61	32	4	2	1	93	6
	FR	56	35	5	2	2	91	7
	IT	74	22	3	0	1	96	3
	CY	72	22	4	1	1	94	5
	LV	43	40	12	3	2	83	15
	LT	58	28	9	3	2	86	12
	LU	52	36	9	2	1	88	11
	HU	56	35	6	2	1	91	8
	MT	71	19	8	1	1	90	9
	NL	44	42	10	3	1	86	13
	AT	61	28	7	2	2	89	9
	PL	52	34	7	4	3	86	11
	PT	67	28	3	1	1	95	4
	RO	65	30	3	2	0	95	5
	SI	72	20	5	1	2	92	6
	SK	68	26	5	1	0	94	6
	FI	45	40	12	2	1	85	14
	SE	65	27	6	1	1	92	7
	UK	56	29	9	3	3	85	12
	HR	72	21	5	1	1	93	6

Q4.1 Je vais vous lire des affirmations à propos des raisons pour lesquelles il peut être important de stopper la perte de biodiversité. Veuillez me dire dans quelle mesure vous êtes d'accord ou pas d'accord avec celles-ci:

C'est une obligation morale, parce que nous avons la responsabilité de prendre soin de la nature






























Q4.1 I will read some statements to you about why it might be important to halt the loss of biodiversity. Please tell me how much you agree or disagree with them:

It is a moral obligation – because we have a responsibility to look after nature

Q4.1 Ich lese Ihnen jetzt einige Aussagen vor, warum es wichtig sein könnte, den Verlust der Artenvielfalt aufzuhalten.

Bitte sagen Sie mir, inwieweit Sie diesen Aussagen zustimmen oder nicht zustimmen.

Es ist eine moralische Verpflichtung - weil wir eine Verantwortung haben, uns um die Natur zu kümmern

		Tout à fait d'accord		Plutôt d'accord		Plutôt pas d'accord		Pas du tout d'accord		Ne sais pas		Total 'D'accord'		Total 'Pas d'accord'	
		Very much agree		Rather agree		Rather disagree		Very much disagree		Don't know		Total 'Agree'		Total 'Disagree'	
		Stimme voll und ganz zu		Stimme eher zu		Stimme eher nicht zu		Stimme überhaupt nicht zu		Weiß nicht		Gesamt 'Stimme zu'		Gesamt 'Stimme nicht zu'	
		Flash EB 379	Diff. Flash EB 290	Flash EB 379	Diff. Flash EB 290	Flash EB 379	Diff. Flash EB 290	Flash EB 379	Diff. Flash EB 290	Flash EB 379	Diff. Flash EB 290	Flash EB 379	Diff. Flash EB 290	Flash EB 379	Diff. Flash EB 290
	EU 27	77	7	20	-6	2	0	1	0	0	-1	97	1	3	0
	BE	74	-7	23	5	2	1	1	1	0	0	97	-2	3	2
	BG	90	17	8	-10	0	-3	1	0	1	-4	98	7	1	-3
	CZ	75	16	22	-10	2	-4	1	0	0	-2	97	6	3	-4
	DK	76	2	20	-4	2	1	1	0	1	1	96	-2	3	1
	DE	76	2	20	-3	3	1	1	0	0	0	96	-1	4	1
	EE	83	20	14	-18	2	-1	0	0	1	-1	97	2	2	-1
	IE	78	7	19	-7	2	1	1	0	0	-1	97	0	3	1
	EL	89	5	8	-5	1	-1	1	0	1	1	97	0	2	-1
	ES	85	23	13	-23	1	0	1	0	0	0	98	0	2	0
	FR	71	7	25	-7	2	1	2	0	0	-1	96	0	4	1
	IT	80	-4	19	4	1	0	0	0	0	0	99	0	1	0
	CY	90	-5	9	6	1	0	0	-1	0	0	99	1	1	-1
	LV	77	1	20	-1	1	0	1	0	1	0	97	0	2	0
	LT	83	23	14	-20	1	-1	1	0	1	-2	97	3	2	-1
	LU	76	-3	22	3	1	0	1	0	0	0	98	0	2	0
	HU	89	8	10	-9	1	1	0	0	0	0	99	-1	1	1
	MT	87	4	11	-4	1	0	0	0	1	0	98	0	1	0
	NL	72	5	25	-5	2	0	1	0	0	0	97	0	3	0
	AT	83	6	15	-5	2	-1	0	0	0	0	98	1	2	-1
	PL	70	18	26	-17	3	1	1	0	0	-2	96	1	4	1
	PT	92	19	6	-19	1	1	1	1	0	-2	98	0	2	2
	RO	91	11	7	-10	0	-1	2	2	0	-2	98	1	2	1
	SI	85	18	12	-18	3	1	0	-1	0	0	97	0	3	0
	SK	74	11	22	-5	2	-5	1	-1	1	0	96	6	3	-6
	FI	63	0	33	-1	2	0	1	1	1	0	96	-1	3	1
	SE	77	15	19	-11	2	-2	2	0	0	-2	96	4	4	-2
	UK	67	-1	27	0	3	0	2	1	1	0	94	-1	5	1
	HR	85		13		1		1		0		98		2	

Q4.2 Je vais vous lire des affirmations à propos des raisons pour lesquelles il peut être important de stopper la perte de biodiversité. Veuillez me dire dans quelle mesure vous êtes d'accord ou pas d'accord avec celles-ci:

Notre bien-être et notre qualité de vie sont fondés sur la nature et la biodiversité






























Q4.2 I will read some statements to you about why it might be important to halt the loss of biodiversity. Please tell me how much you agree or disagree with them:

Our well-being and quality of life is based upon nature and biodiversity

Q4.2 Ich lese Ihnen jetzt einige Aussagen vor, warum es wichtig sein könnte, den Verlust der Artenvielfalt aufzuhalten.

Bitte sagen Sie mir, inwieweit Sie diesen Aussagen zustimmen oder nicht zustimmen.

Unser Wohlbefinden und unsere Lebensqualität beruhen auf der Natur und der Artenvielfalt

		Tout à fait d'accord		Plutôt d'accord		Plutôt pas d'accord		Pas du tout d'accord		Ne sais pas		Total 'D'accord'		Total 'Pas d'accord'	
		Very much agree		Rather agree		Rather disagree		Very much disagree		Don't know		Total 'Agree'		Total 'Disagree'	
		Stimme voll und ganz zu		Stimme eher zu		Stimme eher nicht zu		Stimme überhaupt nicht zu		Weiß nicht		Gesamt 'Stimme zu'		Gesamt 'Stimme nicht zu'	
		Flash EB 379	Diff. Flash EB 290	Flash EB 379	Diff. Flash EB 290	Flash EB 379	Diff. Flash EB 290	Flash EB 379	Diff. Flash EB 290	Flash EB 379	Diff. Flash EB 290	Flash EB 379	Diff. Flash EB 290	Flash EB 379	Diff. Flash EB 290
	EU 27	62	4	31	-3	4	-1	2	1	1	-1	93	1	6	0
	BE	47	-8	44	12	6	0	2	-2	1	-2	91	4	8	-2
	BG	73	9	21	-3	2	-3	2	0	2	-3	94	6	4	-3
	CZ	53	5	34	-4	9	-2	2	1	2	0	87	1	11	-1
	DK	48	-6	39	2	8	2	2	1	3	1	87	-4	10	3
	DE	65	-3	29	1	4	0	1	1	1	1	94	-2	5	1
	EE	68	13	25	-8	4	-3	1	-1	2	-1	93	5	5	-4
	IE	66	3	29	-2	3	0	1	0	1	-1	95	1	4	0
	EL	81	5	17	-2	1	-3	1	0	0	0	98	3	2	-3
	ES	66	13	29	-15	3	1	2	1	0	0	95	-2	5	2
	FR	57	16	34	-10	5	-4	3	-1	1	-1	91	6	8	-5
	IT	64	-6	31	7	3	-1	1	0	1	0	95	1	4	-1
	CY	80	-5	18	9	1	-1	1	0	0	-3	98	4	2	-1
	LV	53	-12	36	8	8	4	2	1	1	-1	89	-4	10	5
	LT	70	15	23	-16	5	3	1	0	1	-2	93	-1	6	3
	LU	58	-3	37	4	2	-3	3	2	0	0	95	1	5	-1
	HU	62	3	30	-2	5	-1	2	1	1	-1	92	1	7	0
	MT	65	-7	27	6	4	1	2	1	2	-1	92	-1	6	2
	NL	46	4	41	-2	11	0	1	-2	1	0	87	2	12	-2
	AT	68	-2	26	0	5	2	1	0	0	0	94	-2	6	2
	PL	53	4	36	-4	7	2	2	0	2	-2	89	0	9	2
	PT	79	18	17	-14	2	-1	1	0	1	-3	96	4	3	-1
	RO	86	20	11	-16	1	-2	1	0	1	-2	97	4	2	-2
	SI	69	14	24	-13	4	-2	2	1	1	0	93	1	6	-1
	SK	60	2	32	-1	5	0	2	0	1	-1	92	1	7	0
	FI	53	-3	38	-2	7	4	1	1	1	0	91	-5	8	5
	SE	65	10	29	-4	3	-5	2	0	1	-1	94	6	5	-5
	UK	57	1	33	-2	5	1	2	0	3	0	90	-1	7	1
	HR	74		23		1		1		1		97		2	

Q4.3 Je vais vous lire des affirmations à propos des raisons pour lesquelles il peut être important de stopper la perte de biodiversité. Veuillez me dire dans quelle mesure vous êtes d'accord ou pas d'accord avec celles-ci:

La biodiversité est indispensable pour la production de produits tels que les aliments, le carburant et les médicaments






























Q4.3 I will read some statements to you about why it might be important to halt the loss of biodiversity. Please tell me how much you agree or disagree with them:

Biodiversity is indispensable for the production of goods such as food, fuel and medicines

Q4.3 Ich lese Ihnen jetzt einige Aussagen vor, warum es wichtig sein könnte, den Verlust der Artenvielfalt aufzuhalten.

Bitte sagen Sie mir, inwieweit Sie diesen Aussagen zustimmen oder nicht zustimmen.

Die Artenvielfalt ist unverzichtbar für die Herstellung von Gütern, wie Lebensmittel, Brennstoffe und Medizin

		Tout à fait d'accord		Plutôt d'accord		Plutôt pas d'accord		Pas du tout d'accord		Ne sais pas		Total 'D'accord'		Total 'Pas d'accord'	
		Very much agree		Rather agree		Rather disagree		Very much disagree		Don't know		Total 'Agree'		Total 'Disagree'	
		Stimme voll und ganz zu		Stimme eher zu		Stimme eher nicht zu		Stimme überhaupt nicht zu		Weiß nicht		Gesamt 'Stimme zu'		Gesamt 'Stimme nicht zu'	
		Flash EB 379	Diff. Flash EB 290	Flash EB 379	Diff. Flash EB 290	Flash EB 379	Diff. Flash EB 290	Flash EB 379	Diff. Flash EB 290	Flash EB 379	Diff. Flash EB 290	Flash EB 379	Diff. Flash EB 290	Flash EB 379	Diff. Flash EB 290
	EU 27	55	2	32	-1	8	0	2	0	3	-1	87	1	10	0
	BE	50	-3	42	14	5	-2	2	0	1	-9	92	11	7	-2
	BG	69	7	22	-2	3	-2	3	1	3	-4	91	5	6	-1
	CZ	51	6	34	-2	11	-2	2	0	2	-2	85	4	13	-2
	DK	45	-5	36	4	10	2	2	0	7	-1	81	-1	12	2
	DE	42	0	35	2	17	0	3	-2	3	0	77	2	20	-2
	EE	50	6	36	1	7	-5	2	0	5	-2	86	7	9	-5
	IE	61	0	31	3	3	-2	2	0	3	-1	92	3	5	-2
	EL	76	2	19	1	3	-1	1	-1	1	-1	95	3	4	-2
	ES	66	20	27	-19	3	-2	2	1	2	0	93	1	5	-1
	FR	49	7	39	-2	7	-5	4	1	1	-1	88	5	11	-4
	IT	56	-12	31	7	8	4	2	1	3	0	87	-5	10	5
	CY	80	-5	17	6	1	0	0	-1	2	0	97	1	1	-1
	LV	49	-20	39	16	8	3	2	2	2	-1	88	-4	10	5
	LT	59	10	29	-9	5	-1	4	3	3	-3	88	1	9	2
	LU	47	-1	41	6	8	-3	3	-1	1	-1	88	5	11	-4
	HU	61	2	28	-2	6	0	3	2	2	-2	89	0	9	2
	MT	63	-5	27	4	6	3	1	0	3	-2	90	-1	7	3
	NL	51	-2	38	5	7	-2	2	0	2	-1	89	3	9	-2
	AT	46	3	32	-1	14	-2	5	1	3	-1	78	2	19	-1
	PL	59	9	32	-7	6	3	1	0	2	-5	91	2	7	3
	PT	77	12	17	-12	2	0	2	1	2	-1	94	0	4	1
	RO	77	14	16	-12	2	-1	3	2	2	-3	93	2	5	1
	SI	69	9	23	-10	5	0	1	0	2	1	92	-1	6	0
	SK	47	3	40	4	8	-2	1	-3	4	-2	87	7	9	-5
	FI	49	-1	41	2	6	-1	2	0	2	0	90	1	8	-1
	SE	52	6	36	1	6	-5	2	-1	4	-1	88	7	8	-6
	UK	57	-3	31	3	5	0	2	0	5	0	88	0	7	0
	HR	69		25		4		1		1		94		5	

Q4.4 Je vais vous lire des affirmations à propos des raisons pour lesquelles il peut être important de stopper la perte de biodiversité. Veuillez me dire dans quelle mesure vous êtes d'accord ou pas d'accord avec celles-ci:

L'Europe sera plus pauvre économiquement en raison de la perte de biodiversité






























Q4.4 I will read some statements to you about why it might be important to halt the loss of biodiversity. Please tell me how much you agree or disagree with them:

Europe will get poorer economically as a consequence of the loss of biodiversity

Q4.4 Ich lese Ihnen jetzt einige Aussagen vor, warum es wichtig sein könnte, den Verlust der Artenvielfalt aufzuhalten.

Bitte sagen Sie mir, inwieweit Sie diesen Aussagen zustimmen oder nicht zustimmen.

Europa wird infolge des Verlusts von Artenvielfalt wirtschaftlich ärmer werden

		Tout à fait d'accord		Plutôt d'accord		Plutôt pas d'accord		Pas du tout d'accord		Ne sais pas		Total 'D'accord'		Total 'Pas d'accord'	
		Very much agree		Rather agree		Rather disagree		Very much disagree		Don't know		Total 'Agree'		Total 'Disagree'	
		Stimme voll und ganz zu		Stimme eher zu		Stimme eher nicht zu		Stimme überhaupt nicht zu		Weiß nicht		Gesamt 'Stimme zu'		Gesamt 'Stimme nicht zu'	
		Flash EB 379	Diff. Flash EB 290	Flash EB 379	Diff. Flash EB 290	Flash EB 379	Diff. Flash EB 290	Flash EB 379	Diff. Flash EB 290	Flash EB 379	Diff. Flash EB 290	Flash EB 379	Diff. Flash EB 290	Flash EB 379	Diff. Flash EB 290
	EU 27	39	-6	36	5	15	3	5	1	5	-3	75	-1	20	4
	BE	31	-14	43	16	15	7	7	1	4	-10	74	2	22	8
	BG	58	5	27	5	5	-6	5	1	5	-5	85	10	10	-5
	CZ	39	-2	36	2	17	3	4	1	4	-4	75	0	21	4
	DK	32	-9	40	7	15	2	5	2	8	-2	72	-2	20	4
	DE	32	-15	31	2	28	12	5	0	4	1	63	-13	33	12
	EE	47	3	36	-1	8	-4	3	2	6	0	83	2	11	-2
	IE	38	-10	41	12	13	3	3	-1	5	-4	79	2	16	2
	EL	55	-3	31	7	7	0	4	-1	3	-3	86	4	11	-1
	ES	43	9	36	-7	12	-1	5	3	4	-4	79	2	17	2
	FR	29	-1	40	4	17	-1	10	4	4	-6	69	3	27	3
	IT	42	-14	39	16	11	1	3	-1	5	-2	81	2	14	0
	CY	59	-11	24	12	8	2	5	1	4	-4	83	1	13	3
	LV	40	-21	38	15	14	6	5	2	3	-2	78	-6	19	8
	LT	42	0	35	-3	11	1	6	4	6	-2	77	-3	17	5
	LU	34	-9	39	6	17	1	6	2	4	0	73	-3	23	3
	HU	61	-3	26	0	7	1	4	3	2	-1	87	-3	11	4
	MT	47	-5	30	6	10	5	6	0	7	-6	77	1	16	5
	NL	27	-10	38	5	24	8	5	-1	6	-2	65	-5	29	7
	AT	34	-5	37	7	20	1	7	0	2	-3	71	2	27	1
	PL	49	0	36	1	10	4	3	1	2	-6	85	1	13	5
	PT	65	3	23	-6	4	1	5	4	3	-2	88	-3	9	5
	RO	66	13	20	-8	4	-4	7	4	3	-5	86	5	11	0
	SI	57	5	28	-5	9	0	3	-1	3	1	85	0	12	-1
	SK	42	4	39	2	11	-1	4	1	4	-6	81	6	15	0
	FI	21	-7	46	1	22	7	5	2	6	-3	67	-6	27	9
	SE	35	1	38	7	13	-4	6	-1	8	-3	73	8	19	-5
	UK	28	-14	43	13	14	3	4	1	11	-3	71	-1	18	4
	HR	54		33		5		4		4		87		9	

Q4.5 Je vais vous lire des affirmations à propos des raisons pour lesquelles il peut être important de stopper la perte de biodiversité. Veuillez me dire dans quelle mesure vous êtes d'accord ou pas d'accord avec celles-ci:

La biodiversité est essentielle pour combattre le changement climatique






























Q4.5 I will read some statements to you about why it might be important to halt the loss of biodiversity. Please tell me how much you agree or disagree with them:

Biodiversity is essential in tackling climate change

Q4.5 Ich lese Ihnen jetzt einige Aussagen vor, warum es wichtig sein könnte, den Verlust der Artenvielfalt aufzuhalten.

Bitte sagen Sie mir, inwieweit Sie diesen Aussagen zustimmen oder nicht zustimmen.

Artenvielfalt ist entscheidend dafür, mit dem Klimawandel fertig zu werden

		Tout à fait d'accord		Plutôt d'accord		Plutôt pas d'accord		Pas du tout d'accord		Ne sais pas		Total 'D'accord'		Total 'Pas d'accord'	
		Very much agree		Rather agree		Rather disagree		Very much disagree		Don't know		Total 'Agree'		Total 'Disagree'	
		Stimme voll und ganz zu		Stimme eher zu		Stimme eher nicht zu		Stimme überhaupt nicht zu		Weiß nicht		Gesamt 'Stimme zu'		Gesamt 'Stimme nicht zu'	
		Flash EB 379	Diff. Flash EB 290	Flash EB 379	Diff. Flash EB 290	Flash EB 379	Diff. Flash EB 290	Flash EB 379	Diff. Flash EB 290	Flash EB 379	Diff. Flash EB 290	Flash EB 379	Diff. Flash EB 290	Flash EB 379	Diff. Flash EB 290
	EU 27	49	-2	36	4	8	0	3	0	4	-2	85	2	11	0
	BE	42	-17	45	24	6	1	4	-1	3	-7	87	7	10	0
	BG	68	4	25	4	1	-4	2	0	4	-4	93	8	3	-4
	CZ	45	3	38	1	10	-3	3	2	4	-3	83	4	13	-1
	DK	40	-5	39	8	9	1	4	0	8	-4	79	3	13	1
	DE	36	-4	36	2	19	2	4	-1	5	1	72	-2	23	1
	EE	45	-3	34	1	7	-1	3	1	11	2	79	-2	10	0
	IE	53	-4	38	11	5	-1	1	-3	3	-3	91	7	6	-4
	EL	74	-3	20	5	3	0	1	-1	2	-1	94	2	4	-1
	ES	65	16	27	-13	4	0	2	1	2	-4	92	3	6	1
	FR	42	-3	41	3	9	1	5	2	3	-3	83	0	14	3
	IT	50	-12	39	14	4	-1	2	-1	5	0	89	2	6	-2
	CY	74	-9	18	10	3	0	1	-1	4	0	92	1	4	-1
	LV	39	-18	48	17	9	5	2	0	2	-4	87	-1	11	5
	LT	47	9	37	-8	8	2	4	2	4	-5	84	1	12	4
	LU	45	-6	41	10	7	-4	4	0	3	0	86	4	11	-4
	HU	57	-3	32	6	5	1	3	1	3	-5	89	3	8	2
	MT	65	2	24	-1	3	0	4	2	4	-3	89	1	7	2
	NL	39	-1	41	6	11	-2	4	-1	5	-2	80	5	15	-3
	AT	38	-5	38	6	14	0	5	-1	5	0	76	1	19	-1
	PL	47	5	40	-2	8	2	2	1	3	-6	87	3	10	3
	PT	72	8	19	-8	4	2	2	1	3	-3	91	0	6	3
	RO	76	10	18	-5	1	-2	3	2	2	-5	94	5	4	0
	SI	58	3	28	-4	8	0	3	0	3	1	86	-1	11	0
	SK	43	-2	45	11	6	-2	2	-1	4	-6	88	9	8	-3
	FI	38	-12	48	12	8	1	2	0	4	-1	86	0	10	1
	SE	54	5	32	2	5	-4	3	-1	6	-2	86	7	8	-5
	UK	46	-7	38	11	7	-1	3	-1	6	-2	84	4	10	-2
	HR	64		28		4		2		2		92		6	

Q5.1 D'après vous, dans quelle mesure la diminution et la disparition éventuelle d'espèces animales, de la flore et de la faune, d'habitats naturels et d'écosystèmes sont-ils préoccupants ? Ils sont...


























Dans votre pays

Q5.1 In your opinion, how serious is the decline and possible extinction of animal species, flora and fauna, natural habitats and ecosystems? It is...

In your country

Q5.1 Wie ernst sind Ihrer Meinung nach der Rückgang und das mögliche Aussterben von Tierarten, Flora und Fauna, natürlichen Lebensräumen und Ökosystemen? Es ist ...

In Ihrem Land

	%	Un problème très grave		Un problème assez grave		Pas un problème grave		Pas un problème du tout		Ne sais pas		Total 'Un problème'		Total 'Pas un problème'	
		A very serious problem		A fairly serious problem		Not a serious problem		Not a problem at all		Don't know		Total 'A problem'		Total 'Not a problem'	
		Ein sehr ernsthaftes Problem		Ein ziemlich ernsthaftes Problem		Kein ernsthaftes Problem		Überhaupt kein Problem		Weiß nicht		Gesamt 'Ein problem'		Gesamt 'Kein Problem'	
		Flash EB 379	Diff. Flash EB 290	Flash EB 379	Diff. Flash EB 290	Flash EB 379	Diff. Flash EB 290	Flash EB 379	Diff. Flash EB 290	Flash EB 379	Diff. Flash EB 290	Flash EB 379	Diff. Flash EB 290	Flash EB 379	Diff. Flash EB 290
 EU 27		35	-2	51	4	11	-1	2	0	1	-1	86	2	13	-1
 BE		24	-14	61	23	11	-7	3	0	1	-2	85	9	14	-7
 BG		59	9	35	-2	4	-1	0	-1	2	-5	94	7	4	-2
 CZ		26	-8	55	15	18	-4	0	-2	1	-1	81	7	18	-6
 DK		20	1	46	-2	27	1	4	0	3	0	66	-1	31	1
 DE		23	-7	57	0	18	7	1	0	1	0	80	-7	19	7
 EE		12	-4	45	3	38	7	2	-4	3	-2	57	-1	40	3
 IE		31	8	49	1	17	-6	2	-2	1	-1	80	9	19	-8
 EL		57	0	39	0	3	0	0	-1	1	1	96	0	3	-1
 ES		42	3	49	1	7	-3	1	0	1	-1	91	4	8	-3
 FR		33	-1	57	3	7	-2	2	0	1	0	90	2	9	-2
 IT		46	-13	48	14	4	-1	1	0	1	0	94	1	5	-1
 CY		53	7	39	-3	5	-4	1	0	2	0	92	4	6	-4
 LV		14	-10	60	12	20	-3	4	2	2	-1	74	2	24	-1
 LT		36	1	52	4	10	-3	1	-1	1	-1	88	5	11	-4
 LU		19	6	56	3	22	-5	1	-3	2	-1	75	9	23	-8
 HU		41	-2	50	7	8	-3	0	0	1	-2	91	5	8	-3
 MT		44	-7	38	6	14	4	1	-1	3	-2	82	-1	15	3
 NL		16	-6	56	2	23	5	4	0	1	-1	72	-4	27	5
 AT		21	2	52	-3	24	3	2	-1	1	-1	73	-1	26	2
 PL		31	2	53	2	13	-1	2	0	1	-3	84	4	15	-1
 PT		55	-17	39	18	3	0	2	1	1	-2	94	1	5	1
 RO		53	-7	41	12	4	-3	1	0	1	-2	94	5	5	-3
 SI		32	8	44	-10	19	0	4	2	1	0	76	-2	23	2
 SK		33	2	54	12	11	-9	1	-2	1	-3	87	14	12	-11
FI		9	0	52	-4	34	3	4	0	1	1	61	-4	38	3
SE		28	4	56	12	13	-12	2	-1	1	-3	84	16	15	-13
UK		41	12	44	-6	10	-4	3	0	2	-2	85	6	13	-4
HR		43		44		11		1		1		87		12	

Q5.2 D'après vous, dans quelle mesure la diminution et la disparition éventuelle d'espèces animales, de la flore et de la faune, d'habitats naturels et d'écosystèmes sont-ils préoccupants ? Ils sont...






























En Europe

Q5.2 In your opinion, how serious is the decline and possible extinction of animal species, flora and fauna, natural habitats and ecosystems? It is...

In Europe

Q5.2 Wie ernst sind Ihrer Meinung nach der Rückgang und das mögliche Aussterben von Tierarten, Flora und Fauna, natürlichen Lebensräumen und Ökosystemen? Es ist ...

In Europa

	%	Un problème très grave		Un problème assez grave		Pas un problème grave		Pas un problème du tout		Ne sais pas		Total 'Un problème'		Total 'Pas un problème'	
		A very serious problem		A fairly serious problem		Not a serious problem		Not a problem at all		Don't know		Total 'A problem'		Total 'Not a problem'	
		Ein sehr ernsthaftes Problem		Ein ziemlich ernsthaftes Problem		Kein ernsthaftes Problem		Überhaupt kein Problem		Weiß nicht		Gesamt 'Ein problem'		Gesamt 'Kein Problem'	
		Flash EB 379	Diff. Flash EB 290	Flash EB 379	Diff. Flash EB 290	Flash EB 379	Diff. Flash EB 290	Flash EB 379	Diff. Flash EB 290	Flash EB 379	Diff. Flash EB 290	Flash EB 379	Diff. Flash EB 290	Flash EB 379	Diff. Flash EB 290
 EU 27		40	-2	48	5	7	-1	1	0	4	-2	88	3	8	-1
 BE		37	-7	53	12	6	-3	2	1	2	-3	90	5	8	-2
 BG		50	9	33	-1	4	-4	1	0	12	-4	83	8	5	-4
 CZ		34	-2	50	6	11	-5	1	0	4	1	84	4	12	-5
 DK		29	3	49	3	16	-2	1	-1	5	-3	78	6	17	-3
 DE		33	-7	53	4	10	4	1	0	3	-1	86	-3	11	4
 EE		29	4	49	0	7	-9	0	-1	15	6	78	4	7	-10
 IE		35	1	49	8	9	-4	1	-1	6	-4	84	9	10	-5
 EL		55	4	36	-3	2	-1	1	0	6	0	91	1	3	-1
 ES		40	2	49	5	5	-4	1	0	5	-3	89	7	6	-4
 FR		37	-2	56	4	5	0	1	0	1	-2	93	2	6	0
 IT		48	-14	45	14	3	-1	1	0	3	1	93	0	4	-1
 CY		55	0	32	0	5	1	1	0	7	-1	87	0	6	1
 LV		29	-6	53	9	8	-2	2	1	8	-2	82	3	10	-1
 LT		38	7	50	-2	4	-6	1	1	7	0	88	5	5	-5
 LU		37	2	54	1	8	0	1	0	0	-3	91	3	9	0
 HU		45	-7	46	8	5	0	0	0	4	-1	91	1	5	0
 MT		43	-2	37	6	12	4	1	0	7	-8	80	4	13	4
 NL		26	-4	55	7	15	0	2	0	2	-3	81	3	17	0
 AT		39	2	49	1	8	0	1	-1	3	-2	88	3	9	-1
 PL		39	2	47	3	8	-2	1	0	5	-3	86	5	9	-2
 PT		62	-13	33	14	2	0	1	1	2	-2	95	1	3	1
 RO		43	-9	45	15	5	-2	2	1	5	-5	88	6	7	-1
 SI		40	1	44	-1	10	-1	2	1	4	0	84	0	12	0
 SK		42	1	49	6	5	-5	0	-2	4	0	91	7	5	-7
 FI		20	-2	56	-2	17	3	2	1	5	0	76	-4	19	4
 SE		41	7	48	5	5	-6	1	-1	5	-5	89	12	6	-7
 UK		40	8	44	1	7	-3	2	-1	7	-5	84	9	9	-4
 HR		54		33		6		1		6		87		7	

Q5.3 D'après vous, dans quelle mesure la diminution et la disparition éventuelle d'espèces animales, de la flore et de la faune, d'habitats naturels et d'écosystèmes sont-ils préoccupants ? Ils sont...






























A l'échelle planétaire

Q5.3 In your opinion, how serious is the decline and possible extinction of animal species, flora and fauna, natural habitats and ecosystems? It is...

Globally

Q5.3 Wie ernst sind Ihrer Meinung nach der Rückgang und das mögliche Aussterben von Tierarten, Flora und Fauna, natürlichen Lebensräumen und Ökosystemen? Es ist ...






























Weltweit

	%	Un problème très grave		Un problème assez grave		Pas un problème grave		Pas un problème du tout		Ne sais pas		Total 'Un problème'		Total 'Pas un problème'	
		A very serious problem		A fairly serious problem		Not a serious problem		Not a problem at all		Don't know		Total 'A problem'		Total 'Not a problem'	
		Ein sehr ernsthaftes Problem		Ein ziemlich ernsthaftes Problem		Kein ernsthaftes Problem		Überhaupt kein Problem		Weiß nicht		Gesamt 'Ein problem'		Gesamt 'Kein Problem'	
		Flash EB 379	Diff. Flash EB 290	Flash EB 379	Diff. Flash EB 290	Flash EB 379	Diff. Flash EB 290	Flash EB 379	Diff. Flash EB 290	Flash EB 379	Diff. Flash EB 290	Flash EB 379	Diff. Flash EB 290	Flash EB 379	Diff. Flash EB 290
 EU 27		66	3	28	-1	3	0	1	0	2	-2	94	2	4	0
 BE		68	1	27	1	3	-1	1	1	1	-2	95	2	4	0
 BG		69	14	20	-5	2	-3	0	0	9	-6	89	9	2	-3
 CZ		60	6	33	2	4	-4	1	-2	2	-2	93	8	5	-6
 DK		59	5	33	-2	4	-1	1	0	3	-2	92	3	5	-1
 DE		66	2	28	-3	3	1	1	1	2	-1	94	-1	4	2
 EE		53	7	36	-5	2	-2	0	-1	9	1	89	2	2	-3
 IE		73	9	21	-5	3	-1	1	0	2	-3	94	4	4	-1
 EL		70	-4	26	3	1	0	1	1	2	0	96	-1	2	1
 ES		60	2	35	0	3	-1	1	1	1	-2	95	2	4	0
 FR		68	8	27	-8	2	0	2	0	1	0	95	0	4	0
 IT		74	-1	23	3	1	-1	0	0	2	-1	97	2	1	-1
 CY		67	-3	27	6	1	-2	0	0	5	-1	94	3	1	-2
 LV		54	3	37	0	3	0	2	1	4	-4	91	3	5	1
 LT		56	8	37	-5	3	-1	1	0	3	-2	93	3	4	-1
 LU		65	-1	31	2	2	-1	1	1	1	-1	96	1	3	0
 HU		64	-10	33	11	2	1	0	0	1	-2	97	1	2	1
 MT		63	2	25	3	7	2	0	-1	5	-6	88	5	7	1
 NL		62	5	32	1	4	-2	1	-1	1	-3	94	6	5	-3
 AT		74	7	21	-5	2	-1	1	0	2	-1	95	2	3	-1
 PL		55	8	37	-3	4	0	2	1	2	-6	92	5	6	1
 PT		78	-4	17	4	1	0	2	1	2	-1	95	0	3	1
 RO		55	-6	38	13	4	0	1	1	2	-8	93	7	5	1
 SI		65	3	27	-5	4	1	1	0	3	1	92	-2	5	1
 SK		64	5	30	0	3	-2	1	-1	2	-2	94	5	4	-3
 FI		47	-2	41	1	7	3	1	0	4	-2	88	-1	8	3
 SE		68	8	26	-2	2	-3	1	0	3	-3	94	6	3	-3
 UK		73	10	21	-6	3	0	1	-1	2	-3	94	4	4	-1
 HR		70		23		2		1		4		93		3	

Q6 Pensez-vous que la diminution et la disparition éventuelle d'espèces animales, de la flore et de la faune, auront un impact sur vous personnellement ?

Q6 Do you think that the decline and possible extinction of animal species, flora and fauna, will have an impact on you personally?

Q6 Glauben Sie, dass der Rückgang und das mögliche Aussterben von Tierarten, Flora und Fauna eine Auswirkung auf Sie persönlich haben wird?

		Oui, je suis déjà affecté par la perte de biodiversité	Oui, cela aura un effet sur moi, mais pas maintenant, plus tard	Non, pas sur moi personnellement mais sur mes enfants	Non, cela n'aura pas d'effet	Ne sais pas	Total 'Oui'	Total 'Non'							
		Yes, I am already affected by the loss of biodiversity	Yes, it will have an effect on me, but not now, later on	No, not on me personally but on my children	No, it will not have an effect	Don't know	Total 'Yes'	Total 'No'							
		Ja, ich bin bereits vom Rückgang der Artenvielfalt betroffen	Ja, es wird sich auf mich auswirken, aber nicht jetzt, erst später	Nein, nicht auf mich persönlich, aber auf meine Kinder	Nein, es wird keine Auswirkung haben	Weiß nicht	Gesamt 'Ja'	Gesamt 'Nein'							
%		Flash EB 379	Diff. Flash EB 290	Flash EB 379	Diff. Flash EB 290	Flash EB 379	Diff. Flash EB 290	Flash EB 379	Diff. Flash EB 290	Flash EB 379	Diff. Flash EB 290	Flash EB 379	Diff. Flash EB 290		
	EU 27	16	-1	33	-2	43	6	6	-3	2	0	49	-3	49	3
	BE	11	-4	33	7	49	4	7	-3	0	-4	44	3	56	1
	BG	19	1	37	-1	38	6	4	-1	2	-5	56	0	42	5
	CZ	18	7	25	-6	50	8	6	-7	1	-2	43	1	56	1
	DK	13	-3	28	-5	48	15	9	-7	2	0	41	-8	57	8
	DE	11	-1	33	0	48	3	7	-2	1	0	44	-1	55	1
	EE	13	4	34	5	33	-5	16	-4	4	0	47	9	49	-9
	IE	16	4	41	-1	35	3	7	-5	1	-1	57	3	42	-2
	EL	27	-2	37	2	33	1	2	-1	1	0	64	0	35	0
	ES	19	-5	35	-2	41	11	4	-3	1	-1	54	-7	45	8
	FR	15	-2	32	4	47	1	6	-2	0	-1	47	2	53	-1
	IT	15	-3	27	-6	53	14	3	-4	2	-1	42	-9	56	10
	CY	26	1	38	-4	27	2	7	1	2	0	64	-3	34	3
	LV	11	0	29	-7	45	8	12	-2	3	1	40	-7	57	6
	LT	13	3	30	-9	47	10	8	0	2	-4	43	-6	55	10
	LU	18	7	31	-6	45	3	5	-4	1	0	49	1	50	-1
	HU	29	4	37	-1	30	-1	3	-1	1	-1	66	3	33	-2
	MT	16	-10	36	2	35	16	10	-5	3	-3	52	-8	45	11
	NL	9	0	33	0	46	18	11	-18	1	0	42	0	57	0
	AT	13	2	32	0	48	5	6	-7	1	0	45	2	54	-2
	PL	12	2	41	5	39	1	6	-4	2	-4	53	7	45	-3
	PT	41	-13	36	14	17	0	4	2	2	-3	77	1	21	2
	RO	24	0	38	0	32	6	4	-3	2	-3	62	0	36	3
	SI	18	4	28	-5	42	0	10	0	2	1	46	-1	52	0
	SK	23	8	33	-7	37	7	5	-5	2	-3	56	1	42	2
	FI	12	-2	31	-1	45	3	11	0	1	0	43	-3	56	3
	SE	15	-5	34	1	41	7	9	-2	1	-1	49	-4	50	5
	UK	15	2	33	-12	41	14	9	-4	2	0	48	-10	50	10
	HR	26		26		39		8		1		52		47	

Q7.1 Pour chacun des aspects de la liste suivante, veuillez me dire si vous pensez qu'il menace la biodiversité...






























L'agriculture intensive, la déforestation et la surpêche

Q7.1 For each of the aspects from the following list, please tell me if you think it threatens biodiversity...

Intensive farming, deforestation and over-fishing

Q7.1 Bitte sagen Sie mir für jeden der folgenden Aspekte, ob dieser Ihrer Meinung nach eine sehr große Bedrohung, eine gewisse Bedrohung, keine sehr große Bedrohung oder überhaupt keine Bedrohung für die Artenvielfalt darstellt.

Die intensive Landwirtschaft, Abholzung und Überfischung

		Beaucoup	Dans une certaine mesure	Pas beaucoup	Pas du tout	Ne sais pas	Total 'Oui'	Total 'Non'
		Very much	To some extent	Not very much	Not at all	Don't know	Total 'Yes'	Total 'No'
		Eine sehr große Bedrohung	Eine gewisse Bedrohung	Keine sehr große Bedrohung	Überhaupt keine Bedrohung	Weiß nicht	Gesamt 'Ja'	Gesamt 'Nein'
		Flash EB 379	Flash EB 379	Flash EB 379	Flash EB 379	Flash EB 379	Flash EB 379	Flash EB 379
	EU 27	70	24	4	1	1	94	5
	BE	74	20	4	1	1	94	5
	BG	52	32	8	4	4	84	12
	CZ	55	37	5	2	1	92	7
	DK	50	35	10	2	3	85	12
	DE	70	25	3	1	1	95	4
	EE	53	38	6	1	2	91	7
	IE	73	20	5	1	1	93	6
	EL	80	17	2	0	1	97	2
	ES	73	21	3	2	1	94	5
	FR	81	14	4	1	0	95	5
	IT	69	26	3	1	1	95	4
	CY	68	21	3	4	4	89	7
	LV	57	36	5	1	1	93	6
	LT	61	30	6	2	1	91	8
	LU	77	17	5	1	0	94	6
	HU	80	17	2	1	0	97	3
	MT	70	22	5	1	2	92	6
	NL	66	27	4	2	1	93	6
	AT	75	21	3	1	0	96	4
	PL	56	34	8	1	1	90	9
	PT	74	20	2	3	1	94	5
	RO	73	20	4	2	1	93	6
	SI	62	30	5	2	1	92	7
	SK	63	31	4	1	1	94	5
	FI	45	45	6	3	1	90	9
	SE	70	25	3	1	1	95	4
	UK	70	22	4	2	2	92	6
	HR	64	29	5	1	1	93	6

Q7.2 Pour chacun des aspects de la liste suivante, veuillez me dire si vous pensez qu'il menace la biodiversité...






























La pollution de l'air, de l'eau (mers, rivières, lacs, etc.)

Q7.2 For each of the aspects from the following list, please tell me if you think it threatens biodiversity...

Pollution of air, water (seas, rivers, lakes, etc.)

Q7.2 Bitte sagen Sie mir für jeden der folgenden Aspekte, ob dieser Ihrer Meinung nach eine sehr große Bedrohung, eine gewisse Bedrohung, keine sehr große Bedrohung oder überhaupt keine Bedrohung für die Artenvielfalt darstellt.

Die Verschmutzung von Luft bzw. Wasser (Meere, Flüsse, Seen usw.)

		Beaucoup	Dans une certaine mesure	Pas beaucoup	Pas du tout	Ne sais pas	Total 'Oui'	Total 'Non'
		Very much	To some extent	Not very much	Not at all	Don't know	Total 'Yes'	Total 'No'
		Eine sehr große Bedrohung	Eine gewisse Bedrohung	Keine sehr große Bedrohung	Überhaupt keine Bedrohung	Weiß nicht	Gesamt 'Ja'	Gesamt 'Nein'
%		Flash EB 379	Flash EB 379	Flash EB 379	Flash EB 379	Flash EB 379	Flash EB 379	Flash EB 379
	EU 27	80	16	2	1	1	96	3
	BE	76	19	3	1	1	95	4
	BG	89	8	1	0	2	97	1
	CZ	73	23	2	1	1	96	3
	DK	64	30	3	1	2	94	4
	DE	75	22	1	1	1	97	2
	EE	75	23	1	0	1	98	1
	IE	81	16	2	0	1	97	2
	EL	91	8	1	0	0	99	1
	ES	88	8	3	1	0	96	4
	FR	86	11	2	1	0	97	3
	IT	85	14	0	1	0	99	1
	CY	89	11	0	0	0	100	0
	LV	73	25	1	1	0	98	2
	LT	85	13	1	1	0	98	2
	LU	83	14	3	0	0	97	3
	HU	91	8	1	0	0	99	1
	MT	85	12	2	1	0	97	3
	NL	64	31	4	1	0	95	5
	AT	81	17	1	1	0	98	2
	PL	77	20	2	0	1	97	2
	PT	93	7	0	0	0	100	0
	RO	86	10	2	2	0	96	4
	SI	81	15	2	1	1	96	3
	SK	78	20	1	1	0	98	2
	FI	63	33	3	1	0	96	4
	SE	78	18	2	1	1	96	3
	UK	74	20	3	2	1	94	5
	HR	79	17	3	0	1	96	3

Q7.3 Pour chacun des aspects de la liste suivante, veuillez me dire si vous pensez qu'il menace la biodiversité...






























Les catastrophes causées par l'homme (par exemple les marées noires, les accidents industriels, etc.)

Q7.3 For each of the aspects from the following list, please tell me if you think it threatens biodiversity...

Man-made disasters (e.g. oil spills, industrial accidents, etc.)

Q7.3 Bitte sagen Sie mir für jeden der folgenden Aspekte, ob dieser Ihrer Meinung nach eine sehr große Bedrohung, eine gewisse Bedrohung, keine sehr große Bedrohung oder überhaupt keine Bedrohung für die Artenvielfalt darstellt.

Von Menschen verursachte Katastrophen (z.B. Ölpest, Industrieunfälle usw.)

		Beaucoup	Dans une certaine mesure	Pas beaucoup	Pas du tout	Ne sais pas	Total 'Oui'	Total 'Non'
		Very much	To some extent	Not very much	Not at all	Don't know	Total 'Yes'	Total 'No'
		Eine sehr große Bedrohung	Eine gewisse Bedrohung	Keine sehr große Bedrohung	Überhaupt keine Bedrohung	Weiß nicht	Gesamt 'Ja'	Gesamt 'Nein'
%		Flash EB 379	Flash EB 379	Flash EB 379	Flash EB 379	Flash EB 379	Flash EB 379	Flash EB 379
	EU 27	78	18	3	1	0	96	4
	BE	76	18	4	1	1	94	5
	BG	79	15	3	1	2	94	4
	CZ	75	21	3	1	0	96	4
	DK	65	25	7	2	1	90	9
	DE	77	19	3	1	0	96	4
	EE	76	20	3	0	1	96	3
	IE	75	20	4	0	1	95	4
	EL	88	11	1	0	0	99	1
	ES	91	7	1	1	0	98	2
	FR	85	12	2	1	0	97	3
	IT	82	16	2	0	0	98	2
	CY	89	9	1	1	0	98	2
	LV	70	25	4	1	0	95	5
	LT	78	18	2	1	1	96	3
	LU	82	13	4	0	1	95	4
	HU	87	10	1	1	1	97	2
	MT	86	10	2	1	1	96	3
	NL	68	27	4	1	0	95	5
	AT	79	17	2	1	1	96	3
	PL	70	23	5	1	1	93	6
	PT	93	7	0	0	0	100	0
	RO	81	15	2	1	1	96	3
	SI	76	20	2	1	1	96	3
	SK	77	20	2	1	0	97	3
	FI	50	42	5	2	1	92	7
	SE	72	22	5	0	1	94	5
	UK	64	27	6	2	1	91	8
	HR	80	17	2	1	0	97	3






























Q7.4 Pour chacun des aspects de la liste suivante, veuillez me dire si vous pensez qu'il menace la biodiversité...
Les plantes et les animaux introduits dans nos écosystèmes (qui ne sont normalement pas présents dans notre région ou notre pays)

Q7.4 For each of the aspects from the following list, please tell me if you think it threatens biodiversity...

Plants and animals introduced into our ecosystems (that are not normally found in our region or country)

Q7.4 Bitte sagen Sie mir für jeden der folgenden Aspekte, ob dieser Ihrer Meinung nach eine sehr große Bedrohung, eine gewisse Bedrohung, keine sehr große Bedrohung oder überhaupt keine Bedrohung für die Artenvielfalt darstellt.

Pflanzen und Tiere, die in unsere Ökosysteme eingeführt wurden (die normalerweise in unserer Region oder in unserem Land nicht anzutreffen sind)

		Beaucoup	Dans une certaine mesure	Pas beaucoup	Pas du tout	Ne sais pas	Total 'Oui'	Total 'Non'
		Very much	To some extent	Not very much	Not at all	Don't know	Total 'Yes'	Total 'No'
		Eine sehr große Bedrohung	Eine gewisse Bedrohung	Keine sehr große Bedrohung	Überhaupt keine Bedrohung	Weiß nicht	Gesamt 'Ja'	Gesamt 'Nein'
		Flash EB 379	Flash EB 379	Flash EB 379	Flash EB 379	Flash EB 379	Flash EB 379	Flash EB 379
%								
	EU 27	34	44	14	4	4	78	18
	BE	30	45	17	5	3	75	22
	BG	27	39	14	10	10	66	24
	CZ	32	46	16	3	3	78	19
	DK	29	43	17	5	6	72	22
	DE	27	52	14	3	4	79	17
	EE	33	50	9	2	6	83	11
	IE	40	41	12	3	4	81	15
	EL	39	39	11	3	8	78	14
	ES	52	35	8	3	2	87	11
	FR	36	44	14	4	2	80	18
	IT	36	43	13	3	5	79	16
	CY	37	38	11	7	7	75	18
	LV	21	51	20	5	3	72	25
	LT	21	43	21	8	7	64	29
	LU	41	41	11	4	3	82	15
	HU	40	38	11	5	6	78	16
	MT	36	36	15	8	5	72	23
	NL	20	53	18	5	4	73	23
	AT	32	51	12	3	2	83	15
	PL	25	43	19	7	6	68	26
	PT	43	38	7	6	6	81	13
	RO	25	41	19	10	5	66	29
	SI	42	40	10	4	4	82	14
	SK	26	53	12	4	5	79	16
	FI	20	60	14	4	2	80	18
	SE	32	46	14	3	5	78	17
	UK	39	39	12	5	5	78	17
	HR	28	43	19	4	6	71	23

Q7.5 Pour chacun des aspects de la liste suivante, veuillez me dire si vous pensez qu'il menace la biodiversité...






























Le changement climatique

Q7.5 For each of the aspects from the following list, please tell me if you think it threatens biodiversity...

Climate change

Q7.5 Bitte sagen Sie mir für jeden der folgenden Aspekte, ob dieser Ihrer Meinung nach eine sehr große Bedrohung, eine gewisse Bedrohung, keine sehr große Bedrohung oder überhaupt keine Bedrohung für die Artenvielfalt darstellt.






























Der Klimawandel

		Beaucoup	Dans une certaine mesure	Pas beaucoup	Pas du tout	Ne sais pas	Total 'Oui'	Total 'Non'
		Very much	To some extent	Not very much	Not at all	Don't know	Total 'Yes'	Total 'No'
		Eine sehr große Bedrohung	Eine gewisse Bedrohung	Keine sehr große Bedrohung	Überhaupt keine Bedrohung	Weiß nicht	Gesamt 'Ja'	Gesamt 'Nein'
%		Flash EB 379	Flash EB 379	Flash EB 379	Flash EB 379	Flash EB 379	Flash EB 379	Flash EB 379
	EU 27	62	29	5	2	2	91	7
	BE	60	30	7	2	1	90	9
	BG	68	24	4	2	2	92	6
	CZ	47	42	8	1	2	89	9
	DK	53	34	9	2	2	87	11
	DE	59	31	7	1	2	90	8
	EE	47	40	7	2	4	87	9
	IE	64	26	6	3	1	90	9
	EL	78	18	2	1	1	96	3
	ES	77	17	3	2	1	94	5
	FR	64	27	6	1	2	91	7
	IT	64	30	4	1	1	94	5
	CY	76	20	2	1	1	96	3
	LV	40	48	8	3	1	88	11
	LT	54	36	6	2	2	90	8
	LU	67	24	6	2	1	91	8
	HU	78	17	2	1	2	95	3
	MT	74	19	5	1	1	93	6
	NL	49	41	6	2	2	90	8
	AT	58	31	6	3	2	89	9
	PL	52	35	9	2	2	87	11
	PT	83	13	2	1	1	96	3
	RO	65	29	4	1	1	94	5
	SI	58	33	5	2	2	91	7
	SK	62	31	4	1	2	93	5
	FI	45	43	8	3	1	88	11
	SE	62	30	4	2	2	92	6
	UK	55	31	7	4	3	86	11
	HR	59	31	6	2	2	90	8

Q7.6 Pour chacun des aspects de la liste suivante, veuillez me dire si vous pensez qu'il menace la biodiversité...
La conversion des espaces naturels pour d'autres usages (par exemple des routes, des logements, l'industrie, le développement de zones urbaines, la conversion en terres cultivées)

Q7.6 For each of the aspects from the following list, please tell me if you think it threatens biodiversity...
Conversion of natural areas to other uses (e.g. roads, housing, industry, expansion of urban areas, conversion into farmland etc.)

Q7.6 Bitte sagen Sie mir für jeden der folgenden Aspekte, ob dieser Ihrer Meinung nach eine sehr große Bedrohung, eine gewisse Bedrohung, keine sehr große Bedrohung oder überhaupt keine Bedrohung für die Artenvielfalt darstellt.
Die Umwandlung von Naturgebieten für andere Zwecke (z.B. Straßen, Wohnungen und Häuser, Industrie, Ausdehnung städtischer Gebiete, Umwandlung in landwirtschaftliche Flächen usw.)

		Beaucoup	Dans une certaine mesure	Pas beaucoup	Pas du tout	Ne sais pas	Total 'Oui'	Total 'Non'
		Very much	To some extent	Not very much	Not at all	Don't know	Total 'Yes'	Total 'No'
		Eine sehr große Bedrohung	Eine gewisse Bedrohung	Keine sehr große Bedrohung	Überhaupt keine Bedrohung	Weiß nicht	Gesamt 'Ja'	Gesamt 'Nein'
	%	Flash EB 379	Flash EB 379	Flash EB 379	Flash EB 379	Flash EB 379	Flash EB 379	Flash EB 379
	EU 27	53	38	7	1	1	91	8
	BE	54	35	8	2	1	89	10
	BG	50	37	8	2	3	87	10
	CZ	52	42	5	1	0	94	6
	DK	33	48	13	2	4	81	15
	DE	50	43	5	1	1	93	6
	EE	42	45	8	2	3	87	10
	IE	54	38	6	1	1	92	7
	EL	59	33	5	1	2	92	6
	ES	60	34	5	1	0	94	6
	FR	56	36	7	1	0	92	8
	IT	57	36	6	0	1	93	6
	CY	64	31	3	1	1	95	4
	LV	30	57	8	3	2	87	11
	LT	36	46	11	3	4	82	14
	LU	59	33	6	2	0	92	8
	HU	65	29	4	1	1	94	5
	MT	68	25	5	1	1	93	6
	NL	47	44	7	1	1	91	8
	AT	53	40	6	1	0	93	7
	PL	43	42	11	2	2	85	13
	PT	68	28	2	1	1	96	3
	RO	54	36	7	2	1	90	9
	SI	55	35	6	3	1	90	9
	SK	48	44	5	2	1	92	7
	FI	28	60	9	2	1	88	11
	SE	40	48	8	2	2	88	10
	UK	55	33	7	3	2	88	10
	HR	47	42	8	1	2	89	9

Q8.1 Afin de protéger la biodiversité, veuillez me dire si vous êtes d'accord ou non sur le fait que l'UE devrait prendre chacune des mesures suivantes...






























Augmenter les zones où la nature est protégée en Europe

Q8.1 In order to protect biodiversity please tell me if you agree or disagree that the EU should take each of the following measures...

Increase the areas where nature is protected in Europe

Q8.1 Bitte sagen Sie mir für jede der folgenden Maßnahmen zum Schutz der Artenvielfalt, ob Sie zustimmen oder nicht zustimmen, dass die EU diese Maßnahme ergreift.

Die Naturschutzgebiete in Europa erweitern

		Tout à fait d'accord	Plutôt d'accord	Plutôt pas d'accord	Pas du tout d'accord	Ne sais pas	Total 'D'accord'	Total 'Pas d'accord'
		Totally agree	Tend to agree	Tend to disagree	Totally disagree	Don't know	Total 'Agree'	Total 'Disagree'
		Stimme voll und ganz zu	Stimme eher zu	Stimme eher nicht zu	Stimme überhaupt nicht zu	Weiß nicht	Gesamt 'Stimme zu'	Gesamt 'Stimme nicht zu'
%		Flash EB 379	Flash EB 379	Flash EB 379	Flash EB 379	Flash EB 379	Flash EB 379	Flash EB 379
	EU 27	65	28	4	2	1	93	6
	BE	60	34	3	2	1	94	5
	BG	76	16	1	1	6	92	2
	CZ	60	30	7	2	1	90	9
	DK	50	33	10	4	3	83	14
	DE	54	32	10	2	2	86	12
	EE	53	32	5	2	8	85	7
	IE	66	28	4	1	1	94	5
	FI	84	13	1	1	1	97	2
	ES	79	19	1	1	0	98	2
	FR	60	34	3	2	1	94	5
	IT	75	21	3	1	0	96	4
	CY	85	12	0	1	2	97	1
	LV	57	34	4	3	2	91	7
	LT	59	34	4	1	2	93	5
	LU	64	31	3	2	0	95	5
	HU	74	21	3	1	1	95	4
	MT	84	12	3	0	1	96	3
	NL	47	40	9	3	1	87	12
	AT	59	29	7	3	2	88	10
	PL	61	30	5	2	2	91	7
	PT	82	15	1	1	1	97	2
	RO	83	14	1	2	0	97	3
	SI	59	27	8	3	3	86	11
	SK	65	30	3	1	1	95	4
	FI	40	43	11	3	3	83	14
	SE	61	30	5	2	2	91	7
	UK	58	34	4	2	2	92	6
	HR	74	22	2	1	1	96	3

Q8.2 Afin de protéger la biodiversité, veuillez me dire si vous êtes d'accord ou non sur le fait que l'UE devrait prendre chacune des mesures suivantes...






























Créer des récompenses financières (par exemple pour les agriculteurs ou les pêcheurs) pour la préservation de la nature

Q8.2 In order to protect biodiversity please tell me if you agree or disagree that the EU should take each of the following measures...

Create financial rewards (e.g. for farmers or fishermen) for nature conservation

Q8.2 Bitte sagen Sie mir für jede der folgenden Maßnahmen zum Schutz der Artenvielfalt, ob Sie zustimmen oder nicht zustimmen, dass die EU diese Maßnahme ergreift.

Finanzielle Anreize (z.B. für Landwirte und Fischer) für die Bewahrung der Natur schaffen

		Tout à fait d'accord	Plutôt d'accord	Plutôt pas d'accord	Pas du tout d'accord	Ne sais pas	Total 'D'accord'	Total 'Pas d'accord'
		Totally agree	Tend to agree	Tend to disagree	Totally disagree	Don't know	Total 'Agree'	Total 'Disagree'
		Stimme voll und ganz zu	Stimme eher zu	Stimme eher nicht zu	Stimme überhaupt nicht zu	Weiß nicht	Gesamt 'Stimme zu'	Gesamt 'Stimme nicht zu'
%		Flash EB 379	Flash EB 379	Flash EB 379	Flash EB 379	Flash EB 379	Flash EB 379	Flash EB 379
	EU 27	54	32	8	5	1	86	13
	BE	47	39	9	4	1	86	13
	BG	75	15	1	3	6	90	4
	CZ	47	38	10	4	1	85	14
	DK	35	34	17	11	3	69	28
	DE	52	33	10	3	2	85	13
	EE	46	34	9	5	6	80	14
	IE	56	35	6	3	0	91	9
	FI	73	20	3	3	1	93	6
	ES	71	23	3	3	0	94	6
	FR	43	32	13	11	1	75	24
	IT	57	34	6	2	1	91	8
	CY	76	15	3	5	1	91	8
	LV	57	32	7	3	1	89	10
	LT	65	29	3	1	2	94	4
	LU	50	39	7	3	1	89	10
	HU	67	27	3	2	1	94	5
	MT	71	20	6	2	1	91	8
	NL	33	44	16	6	1	77	22
	AT	60	29	7	3	1	89	10
	PL	56	33	7	3	1	89	10
	PT	68	25	4	3	0	93	7
	RO	74	20	3	3	0	94	6
	SI	57	25	10	7	1	82	17
	SK	52	37	6	4	1	89	10
	FI	34	46	14	4	2	80	18
	SE	50	37	5	5	3	87	10
	UK	46	41	6	6	1	87	12
	HR	68	23	4	4	1	91	8

Q8.3 Afin de protéger la biodiversité, veuillez me dire si vous êtes d'accord ou non sur le fait que l'UE devrait prendre chacune des mesures suivantes...






























S'assurer que les subventions aux secteurs tels que l'agriculture ou la pêche prennent également en compte la biodiversité

Q8.3 In order to protect biodiversity please tell me if you agree or disagree that the EU should take each of the following measures...

Make sure that subsidies to sectors like agriculture or fisheries also take account of biodiversity

Q8.3 Bitte sagen Sie mir für jede der folgenden Maßnahmen zum Schutz der Artenvielfalt, ob Sie zustimmen oder nicht zustimmen, dass die EU diese Maßnahme ergreift.

Sicherstellen, dass Artenvielfalt auch bei Subventionen in Bereiche wie Landwirtschaft oder Fischerei berücksichtigt wird

		Tout à fait d'accord	Plutôt d'accord	Plutôt pas d'accord	Pas du tout d'accord	Ne sais pas	Total 'D'accord'	Total 'Pas d'accord'
		Totally agree	Tend to agree	Tend to disagree	Totally disagree	Don't know	Total 'Agree'	Total 'Disagree'
		Stimme voll und ganz zu	Stimme eher zu	Stimme eher nicht zu	Stimme überhaupt nicht zu	Weiß nicht	Gesamt 'Stimme zu'	Gesamt 'Stimme nicht zu'
%		Flash EB 379	Flash EB 379	Flash EB 379	Flash EB 379	Flash EB 379	Flash EB 379	Flash EB 379
	EU 27	63	30	4	2	1	93	6
	BE	60	32	5	2	1	92	7
	BG	79	14	1	1	5	93	2
	CZ	56	36	5	2	1	92	7
	DK	49	36	8	4	3	85	12
	DE	59	31	6	2	2	90	8
	EE	63	29	2	1	5	92	3
	IE	65	31	2	1	1	96	3
	FI	83	13	2	1	1	96	3
	ES	76	20	1	2	1	96	3
	FR	61	32	4	2	1	93	6
	IT	66	28	3	1	2	94	4
	CY	83	12	0	2	3	95	2
	LV	57	35	5	2	1	92	7
	LT	64	31	2	2	1	95	4
	LU	60	35	2	2	1	95	4
	HU	63	29	4	2	2	92	6
	MT	75	19	3	1	2	94	4
	NL	54	37	5	3	1	91	8
	AT	66	26	5	2	1	92	7
	PL	56	38	3	2	1	94	5
	PT	69	25	2	2	2	94	4
	RO	78	19	1	1	1	97	2
	SI	67	25	4	3	1	92	7
	SK	58	37	3	1	1	95	4
	FI	54	37	5	2	2	91	7
	SE	69	25	2	2	2	94	4
	UK	53	38	3	3	3	91	6
	HR	68	26	2	2	2	94	4

Q8.4 Afin de protéger la biodiversité, veuillez me dire si vous êtes d'accord ou non sur le fait que l'UE devrait prendre chacune des mesures suivantes...






























Allouer davantage de ressources financières à la protection de la nature en Europe

Q8.4 In order to protect biodiversity please tell me if you agree or disagree that the EU should take each of the following measures...

Allocate more financial resources to nature protection in Europe

Q8.4 Bitte sagen Sie mir für jede der folgenden Maßnahmen zum Schutz der Artenvielfalt, ob Sie zustimmen oder nicht zustimmen, dass die EU diese Maßnahme ergreift.

Mehr finanzielle Mittel für den Naturschutz in Europa bereitstellen

		Tout à fait d'accord	Plutôt d'accord	Plutôt pas d'accord	Pas du tout d'accord	Ne sais pas	Total 'D'accord'	Total 'Pas d'accord'
		Totally agree	Tend to agree	Tend to disagree	Totally disagree	Don't know	Total 'Agree'	Total 'Disagree'
		Stimme voll und ganz zu	Stimme eher zu	Stimme eher nicht zu	Stimme überhaupt nicht zu	Weiß nicht	Gesamt 'Stimme zu'	Gesamt 'Stimme nicht zu'
%		Flash EB 379	Flash EB 379	Flash EB 379	Flash EB 379	Flash EB 379	Flash EB 379	Flash EB 379
	EU 27	59	33	5	2	1	92	7
	BE	53	39	5	2	1	92	7
	BG	79	12	1	2	6	91	3
	CZ	59	33	4	2	2	92	6
	DK	43	38	11	4	4	81	15
	DE	56	34	7	2	1	90	9
	EE	58	29	4	2	7	87	6
	IE	60	34	4	1	1	94	5
	FI	82	14	1	2	1	96	3
	ES	68	27	3	1	1	95	4
	FR	48	41	6	4	1	89	10
	IT	63	33	2	1	1	96	3
	CY	86	10	1	1	2	96	2
	LV	56	36	5	2	1	92	7
	LT	69	26	2	2	1	95	4
	LU	59	36	3	2	0	95	5
	HU	68	26	4	1	1	94	5
	MT	76	20	3	1	0	96	4
	NL	37	44	13	5	1	81	18
	AT	62	30	5	2	1	92	7
	PL	64	28	5	2	1	92	7
	PT	74	22	1	2	1	96	3
	RO	85	13	0	1	1	98	1
	SI	67	25	5	2	1	92	7
	SK	63	32	3	1	1	95	4
	FI	39	45	11	3	2	84	14
	SE	60	32	4	2	2	92	6
	UK	46	42	6	3	3	88	9
	HR	75	21	2	1	1	96	3

Q8.5 Afin de protéger la biodiversité, veuillez me dire si vous êtes d'accord ou non sur le fait que l'UE devrait prendre chacune des mesures suivantes...






























Promouvoir la recherche sur l'impact de la perte de biodiversité

Q8.5 In order to protect biodiversity please tell me if you agree or disagree that the EU should take each of the following measures...

Promote research on the impact of biodiversity loss

Q8.5 Bitte sagen Sie mir für jede der folgenden Maßnahmen zum Schutz der Artenvielfalt, ob Sie zustimmen oder nicht zustimmen, dass die EU diese Maßnahme ergreift.

Forschung über die Auswirkung des Verlusts der Artenvielfalt fördern

		Tout à fait d'accord	Plutôt d'accord	Plutôt pas d'accord	Pas du tout d'accord	Ne sais pas	Total 'D'accord'	Total 'Pas d'accord'
		Totally agree	Tend to agree	Tend to disagree	Totally disagree	Don't know	Total 'Agree'	Total 'Disagree'
		Stimme voll und ganz zu	Stimme eher zu	Stimme eher nicht zu	Stimme überhaupt nicht zu	Weiß nicht	Gesamt 'Stimme zu'	Gesamt 'Stimme nicht zu'
%		Flash EB 379	Flash EB 379	Flash EB 379	Flash EB 379	Flash EB 379	Flash EB 379	Flash EB 379
	EU 27	59	34	4	2	1	93	6
	BE	54	40	4	1	1	94	5
	BG	71	19	2	2	6	90	4
	CZ	54	37	6	2	1	91	8
	DK	52	35	6	2	5	87	8
	DE	54	37	6	2	1	91	8
	EE	53	37	4	1	5	90	5
	IE	63	33	2	1	1	96	3
	FI	83	15	0	1	1	98	1
	ES	73	24	1	1	1	97	2
	FR	52	40	4	3	1	92	7
	IT	65	31	2	1	1	96	3
	CY	81	15	0	1	3	96	1
	LV	47	45	5	2	1	92	7
	LT	64	32	2	1	1	96	3
	LU	56	38	4	2	0	94	6
	HU	66	29	3	1	1	95	4
	MT	74	21	2	1	2	95	3
	NL	42	47	8	3	0	89	11
	AT	55	35	7	2	1	90	9
	PL	55	38	4	2	1	93	6
	PT	74	22	1	2	1	96	3
	RO	77	19	1	2	1	96	3
	SI	60	29	6	2	3	89	8
	SK	52	41	4	1	2	93	5
	FI	44	46	6	2	2	90	8
	SE	68	26	2	2	2	94	4
	UK	54	37	4	2	3	91	6
	HR	72	25	1	1	1	97	2

Q8.6 Afin de protéger la biodiversité, veuillez me dire si vous êtes d'accord ou non sur le fait que l'UE devrait prendre chacune des mesures suivantes...






























Mieux informer les citoyens sur l'importance de la biodiversité

Q8.6 In order to protect biodiversity please tell me if you agree or disagree that the EU should take each of the following measures...

Better inform citizens about the importance of biodiversity

Q8.6 Bitte sagen Sie mir für jede der folgenden Maßnahmen zum Schutz der Artenvielfalt, ob Sie zustimmen oder nicht zustimmen, dass die EU diese Maßnahme ergreift.






























Die Bürger besser über die Wichtigkeit von Artenvielfalt informieren

		Tout à fait d'accord	Plutôt d'accord	Plutôt pas d'accord	Pas du tout d'accord	Ne sais pas	Total 'D'accord'	Total 'Pas d'accord'
		Totally agree	Tend to agree	Tend to disagree	Totally disagree	Don't know	Total 'Agree'	Total 'Disagree'
		Stimme voll und ganz zu	Stimme eher zu	Stimme eher nicht zu	Stimme überhaupt nicht zu	Weiß nicht	Gesamt 'Stimme zu'	Gesamt 'Stimme nicht zu'
%		Flash EB 379	Flash EB 379	Flash EB 379	Flash EB 379	Flash EB 379	Flash EB 379	Flash EB 379
	EU 27	72	23	3	1	1	95	4
	BE	68	29	2	1	0	97	3
	BG	80	12	1	1	6	92	2
	CZ	68	28	3	1	0	96	4
	DK	63	26	7	2	2	89	9
	DE	67	26	6	1	0	93	7
	EE	67	26	3	1	3	93	4
	IE	76	21	1	1	1	97	2
	FI	91	6	1	1	1	97	2
	ES	85	12	1	1	1	97	2
	FR	67	30	2	1	0	97	3
	IT	83	15	1	1	0	98	2
	CY	91	7	0	1	1	98	1
	LV	65	27	5	2	1	92	7
	LT	76	21	1	1	1	97	2
	LU	74	21	2	2	1	95	4
	HU	75	21	2	1	1	96	3
	MT	86	11	2	0	1	97	2
	NL	59	34	6	1	0	93	7
	AT	68	26	3	2	1	94	5
	PL	69	27	2	1	1	96	3
	PT	91	8	0	1	0	99	1
	RO	89	10	0	1	0	99	1
	SI	75	18	4	2	1	93	6
	SK	68	28	3	0	1	96	3
	FI	52	38	7	2	1	90	9
	SE	73	21	3	2	1	94	5
	UK	61	31	4	3	1	92	7
	HR	81	16	1	1	1	97	2

Q9 Avez-vous entendu parler du réseau Natura 2000 ?

Q9 Have you heard of the Natura 2000 network?

Q9 Haben Sie schon einmal etwas vom Netzwerk Natura 2000 gehört?

		J'en ai entendu parler et je sais ce que c'est		J'en ai entendu parler mais je ne sais pas ce que c'est		Je n'en ai jamais entendu parler		Ne sais pas		A entendu parler du Natura 2000	
		I've heard of it and I know what it is		I've heard of it but I do not know what it is		I have never heard of it		Don't know		Heard of Natura 2000	
		Ich habe davon gehört, und ich weiß, was es ist		Ich habe davon gehört, aber ich weiß nicht, was es ist		Ich habe noch nie davon gehört		Weiß nicht		Von Natura 2000 gehört	
		Flash EB 379	Diff. Flash EB 290	Flash EB 379	Diff. Flash EB 290	Flash EB 379	Diff. Flash EB 290	Flash EB 379	Diff. Flash EB 290	Flash EB 379	Diff. Flash EB 290
	EU 27	11	3	16	3	73	-5	0	-1	27	6
	BE	11	-2	17	1	72	2	0	-1	28	-1
	BG	45	7	28	-6	26	-1	1	0	73	1
	CZ	11	2	26	-1	63	0	0	-1	37	1
	DK	6	2	11	3	82	-6	1	1	17	5
	DE	4	1	9	1	86	-3	1	1	13	2
	EE	24	-4	35	4	41	1	0	-1	59	0
	IE	2	1	6	3	92	-4	0	0	8	4
	EL	33	10	32	2	35	-12	0	0	65	12
	ES	9	4	19	7	72	-11	0	0	28	11
	FR	16	4	21	2	63	-6	0	0	37	6
	IT	2	0	6	3	92	0	0	-3	8	3
	CY	19	5	24	4	56	-10	1	1	43	9
	LV	6	3	25	11	69	-12	0	-2	31	14
	LT	8	-2	19	-2	73	8	0	-4	27	-4
	LU	11	6	20	10	69	-16	0	0	31	16
	HU	15	6	27	3	58	-9	0	0	42	9
	MT	18	9	26	6	55	-15	1	0	44	15
	NL	11	2	13	6	76	-8	0	0	24	8
	AT	19	8	24	2	57	-9	0	-1	43	10
	PL	34	11	29	1	37	-10	0	-2	63	12
	PT	14	1	25	6	60	-6	1	-1	39	7
	RO	4	-1	14	8	82	-4	0	-3	18	7
	SI	32	6	30	1	37	-8	1	1	62	7
	SK	9	3	23	6	67	-8	1	-1	32	9
	FI	37	-4	40	0	23	4	0	0	77	-4
	SE	9	4	19	-1	71	-3	1	0	28	3
	UK	1	0	5	3	94	-3	0	0	6	3
	HR	7		32		60		1		39	

Q10.1 Natura 2000 est un réseau de plus de 26 000 zones naturelles protégées dans toute l'UE. D'après vous, dans quelle mesure les fonctions suivantes de ces zones naturelles protégées sont-elles importantes ?






























Protéger les animaux et les plantes menacés

Q10.1 Natura 2000 is a network of more than 26 000 nature protection areas all over the EU. How important do you think the following roles of such nature protection areas are?

Protecting endangered animals and plants

Q10.1 Natura 2000 ist ein Netzwerk aus über 26.000 Naturschutzgebieten in der gesamten EU. Wie wichtig sind Ihrer Meinung nach die folgenden Funktionen solcher Naturschutzgebiete?

Gefährdete Tiere und Pflanzen schützen

	%	Très importantes	Plutôt importantes	Pas très importantes	Pas du tout importantes	Ne sais pas	Total 'Important'	Total 'Pas important'
		Very important	Somewhat important	Not very important	Not at all important	Don't know	Total 'Important'	Total 'Not important'
		Sehr wichtig	Ziemlich wichtig	Nicht so wichtig	Überhaupt nicht wichtig	Weiß nicht	Gesamt 'Wichtig'	Gesamt 'Nicht wichtig'
		Flash EB 379	Flash EB 379	Flash EB 379	Flash EB 379	Flash EB 379	Flash EB 379	Flash EB 379
	EU 27	75	22	2	1	0	97	3
	BE	75	23	2	0	0	98	2
	BG	86	8	1	0	5	94	1
	CZ	77	21	2	0	0	98	2
	DK	49	40	6	1	4	89	7
	DE	68	29	2	1	0	97	3
	EE	76	22	1	0	1	98	1
	IE	82	16	1	0	1	98	1
	EL	81	18	1	0	0	99	1
	ES	79	19	1	1	0	98	2
	FR	73	25	1	0	1	98	1
	IT	79	19	2	0	0	98	2
	CY	91	7	1	1	0	98	2
	LV	64	32	3	1	0	96	4
	LT	78	19	2	0	1	97	2
	LU	80	20	0	0	0	100	0
	HU	82	17	1	0	0	99	1
	MT	89	10	1	0	0	99	1
	NL	63	33	3	0	1	96	3
	AT	77	21	1	1	0	98	2
	PL	75	22	3	0	0	97	3
	PT	91	8	1	0	0	99	1
	RO	86	13	1	0	0	99	1
	SI	76	20	2	1	1	96	3
	SK	79	19	2	0	0	98	2
	FI	62	31	5	1	1	93	6
	SE	74	23	2	0	1	97	2
	UK	76	20	2	1	1	96	3
	HR	91	9	0	0	0	100	0

Q10.2 Natura 2000 est un réseau de plus de 26 000 zones naturelles protégées dans toute l'UE. D'après vous, dans quelle mesure les fonctions suivantes de ces zones naturelles protégées sont-elles importantes ?






























Empêcher la destruction de zones précieuses sur terre et en mer

Q10.2 Natura 2000 is a network of more than 26 000 nature protection areas all over the EU. How important do you think the following roles of such nature protection areas are?

Preventing the destruction of valuable areas on land and at sea

Q10.2 Natura 2000 ist ein Netzwerk aus über 26.000 Naturschutzgebieten in der gesamten EU. Wie wichtig sind Ihrer Meinung nach die folgenden Funktionen solcher Naturschutzgebiete?

Die Zerstörung wertvoller Gebiete an Land und im Meer verhindern

	%	Très importantes	Plutôt importantes	Pas très importantes	Pas du tout importantes	Ne sais pas	Total 'Important'	Total 'Pas important'
		Very important	Somewhat important	Not very important	Not at all important	Don't know	Total 'Important'	Total 'Not important'
		Sehr wichtig	Ziemlich wichtig	Nicht so wichtig	Überhaupt nicht wichtig	Weiß nicht	Gesamt 'Wichtig'	Gesamt 'Nicht wichtig'
		Flash EB 379	Flash EB 379	Flash EB 379	Flash EB 379	Flash EB 379	Flash EB 379	Flash EB 379
	EU 27	75	21	2	1	1	96	3
	BE	69	26	3	1	1	95	4
	BG	83	11	1	0	5	94	1
	CZ	68	28	2	1	1	96	3
	DK	49	34	10	2	5	83	12
	DE	73	25	2	0	0	98	2
	EE	72	23	2	0	3	95	2
	IE	76	19	3	0	2	95	3
	EL	80	19	1	0	0	99	1
	ES	81	17	1	0	1	98	1
	FR	73	24	2	0	1	97	2
	IT	80	17	1	1	1	97	2
	CY	87	10	1	1	1	97	2
	LV	61	33	3	1	2	94	4
	LT	69	26	3	0	2	95	3
	LU	79	19	1	0	1	98	1
	HU	83	15	1	1	0	98	2
	MT	82	14	1	1	2	96	2
	NL	69	27	3	0	1	96	3
	AT	81	17	1	1	0	98	2
	PL	76	22	1	1	0	98	2
	PT	88	9	2	0	1	97	2
	RO	79	19	1	1	0	98	2
	SI	76	18	3	1	2	94	4
	SK	68	28	2	1	1	96	3
	FI	73	23	2	1	1	96	3
	SE	81	17	1	0	1	98	1
	UK	72	23	2	1	2	95	3
	HR	90	9	0	1	0	99	1

Q10.3 Natura 2000 est un réseau de plus de 26 000 zones naturelles protégées dans toute l'UE. D'après vous, dans quelle mesure les fonctions suivantes de ces zones naturelles protégées sont-elles importantes ?






























Promouvoir une utilisation des sols respectueuse de la nature

Q10.3 Natura 2000 is a network of more than 26 000 nature protection areas all over the EU. How important do you think the following roles of such nature protection areas are?

Promoting nature-friendly land-use

Q10.3 Natura 2000 ist ein Netzwerk aus über 26.000 Naturschutzgebieten in der gesamten EU. Wie wichtig sind Ihrer Meinung nach die folgenden Funktionen solcher Naturschutzgebiete?

Die naturfreundliche Nutzung von Land fördern

	%	Très importantes	Plutôt importantes	Pas très importantes	Pas du tout importantes	Ne sais pas	Total 'Important'	Total 'Pas important'
		Very important	Somewhat important	Not very important	Not at all important	Don't know	Total 'Important'	Total 'Not important'
		Sehr wichtig	Ziemlich wichtig	Nicht so wichtig	Überhaupt nicht wichtig	Weiß nicht	Gesamt 'Wichtig'	Gesamt 'Nicht wichtig'
		Flash EB 379	Flash EB 379	Flash EB 379	Flash EB 379	Flash EB 379	Flash EB 379	Flash EB 379
	EU 27	64	31	3	1	1	95	4
	BE	61	35	3	1	0	96	4
	BG	77	15	2	0	6	92	2
	CZ	66	30	2	1	1	96	3
	DK	35	43	12	2	8	78	14
	DE	50	43	4	1	2	93	5
	EE	62	33	2	1	2	95	3
	IE	67	29	3	0	1	96	3
	EL	68	29	1	1	1	97	2
	ES	76	22	1	0	1	98	1
	FR	60	36	2	1	1	96	3
	IT	76	22	1	0	1	98	1
	CY	74	19	1	1	5	93	2
	LV	51	41	5	1	2	92	6
	LT	57	37	4	1	1	94	5
	LU	64	33	2	1	0	97	3
	HU	67	29	2	1	1	96	3
	MT	84	13	2	0	1	97	2
	NL	53	41	4	1	1	94	5
	AT	66	30	3	1	0	96	4
	PL	62	33	4	0	1	95	4
	PT	90	9	1	0	0	99	1
	RO	76	22	1	1	0	98	2
	SI	70	26	2	1	1	96	3
	SK	61	34	3	1	1	95	4
	FI	46	48	4	1	1	94	5
	SE	62	33	3	1	1	95	4
	UK	61	31	4	2	2	92	6
	HR	72	23	2	1	2	95	3

Q10.4 Natura 2000 est un réseau de plus de 26 000 zones naturelles protégées dans toute l'UE. D'après vous, dans quelle mesure les fonctions suivantes de ces zones naturelles protégées sont-elles importantes ?






























Encourager l'éco-tourisme et les loisirs en lien avec la nature

Q10.4 Natura 2000 is a network of more than 26 000 nature protection areas all over the EU. How important do you think the following roles of such nature protection areas are?

Stimulating eco-tourism and nature-related recreational activities

Q10.4 Natura 2000 ist ein Netzwerk aus über 26.000 Naturschutzgebieten in der gesamten EU. Wie wichtig sind Ihrer Meinung nach die folgenden Funktionen solcher Naturschutzgebiete?

Ökotourismus und naturbezogene Freizeitaktivitäten fördern

	%	Très importantes	Plutôt importantes	Pas très importantes	Pas du tout importantes	Ne sais pas	Total 'Important'	Total 'Pas important'
		Very important	Somewhat important	Not very important	Not at all important	Don't know	Total 'Important'	Total 'Not important'
		Sehr wichtig	Ziemlich wichtig	Nicht so wichtig	Überhaupt nicht wichtig	Weiß nicht	Gesamt 'Wichtig'	Gesamt 'Nicht wichtig'
		Flash EB 379	Flash EB 379	Flash EB 379	Flash EB 379	Flash EB 379	Flash EB 379	Flash EB 379
 EU 27		45	40	11	2	2	85	13
 BE		40	46	11	2	1	86	13
 BG		70	21	3	1	5	91	4
 CZ		35	49	13	2	1	84	15
 DK		29	42	16	4	9	71	20
 DE		25	43	25	4	3	68	29
 EE		39	44	11	2	4	83	13
 IE		53	38	6	1	2	91	7
 EL		57	35	6	1	1	92	7
 ES		53	37	7	2	1	90	9
 FR		37	47	13	2	1	84	15
 IT		62	32	4	1	1	94	5
 CY		61	30	4	1	4	91	5
 LV		34	47	15	3	1	81	18
 LT		45	42	10	1	2	87	11
 LU		46	41	11	2	0	87	13
 HU		50	42	5	1	2	92	6
 MT		68	26	4	0	2	94	4
 NL		30	47	19	3	1	77	22
 AT		42	37	16	4	1	79	20
 PL		49	42	7	1	1	91	8
 PT		71	25	4	0	0	96	4
 RO		66	29	3	1	1	95	4
 SI		56	34	6	3	1	90	9
 SK		43	46	8	2	1	89	10
 FI		25	58	12	3	2	83	15
 SE		35	49	12	2	2	84	14
 UK		42	44	9	3	2	86	12
 HR		64	30	4	1	1	94	5

Q10.5 Natura 2000 est un réseau de plus de 26 000 zones naturelles protégées dans toute l'UE. D'après vous, dans quelle mesure les fonctions suivantes de ces zones naturelles protégées sont-elles importantes ?






























Préserver la fonction de fourniture d'air et d'eau purs de la nature

Q10.5 Natura 2000 is a network of more than 26 000 nature protection areas all over the EU. How important do you think the following roles of such nature protection areas are?

Safeguarding nature's role in providing clean air and water

Q10.5 Natura 2000 ist ein Netzwerk aus über 26.000 Naturschutzgebieten in der gesamten EU. Wie wichtig sind Ihrer Meinung nach die folgenden Funktionen solcher Naturschutzgebiete?






























Die Aufgabe der Natur, saubere Luft und Wasser bereitzustellen, absichern

	%	Très importantes	Plutôt importantes	Pas très importantes	Pas du tout importantes	Ne sais pas	Total 'Important'	Total 'Pas important'
		Very important	Somewhat important	Not very important	Not at all important	Don't know	Total 'Important'	Total 'Not important'
		Sehr wichtig	Ziemlich wichtig	Nicht so wichtig	Überhaupt nicht wichtig	Weiß nicht	Gesamt 'Wichtig'	Gesamt 'Nicht wichtig'
		Flash EB 379	Flash EB 379	Flash EB 379	Flash EB 379	Flash EB 379	Flash EB 379	Flash EB 379
 EU 27		80	18	1	0	1	98	1
 BE		75	22	2	0	1	97	2
 BG		89	6	0	0	5	95	0
 CZ		80	18	1	0	1	98	1
 DK		50	33	11	2	4	83	13
 DE		75	22	2	0	1	97	2
 EE		75	22	2	0	1	97	2
 IE		86	12	1	0	1	98	1
 EL		81	17	1	1	0	98	2
 ES		83	16	0	0	1	99	0
 FR		69	27	2	1	1	96	3
 IT		83	14	2	0	1	97	2
 CY		92	7	0	1	0	99	1
 LV		72	23	4	1	0	95	5
 LT		84	15	1	0	0	99	1
 LU		77	22	1	0	0	99	1
 HU		85	14	1	0	0	99	1
 MT		89	9	1	0	1	98	1
 NL		75	22	3	0	0	97	3
 AT		84	15	1	0	0	99	1
 PL		82	16	1	1	0	98	2
 PT		94	5	1	0	0	99	1
 RO		91	8	1	0	0	99	1
 SI		81	16	1	1	1	97	2
 SK		88	11	1	0	0	99	1
 FI		72	23	4	1	0	95	5
 SE		84	13	1	1	1	97	2
 UK		82	16	1	1	0	98	2
 HR		94	6	0	0	0	100	0

Q11 Parfois, le développement économique engendre des dommages ou la destruction de zones naturelles protégées telles que les sites Natura 2000. Laquelle des affirmations suivantes est la plus proche de ce que vous pensez ?

Q11 Sometimes economic development results in damage or destruction of nature protection areas, such as Natura 2000. Which of the following statements come closest to your opinion?






























Q11 Manchmal hat die wirtschaftliche Entwicklung eine Schädigung oder Zerstörung von Naturschutzgebieten, z.B. von Natura 2000, zur Folge. Welche der folgenden Aussagen kommt Ihrer Meinung am nächsten?

		C'est acceptable parce que le développement économique passe en priorité		Cela devrait être interdit parce que ce sont nos zones naturelles les plus importantes		Ce n'est acceptable que pour des projets d'intérêt public majeurs et si les dommages sont totalement compensés		Ne sais pas	
		This is acceptable because economic development takes precedence		This should be prohibited because these are our most important nature areas		This is only acceptable for projects of major public interest and if damage is fully compensated for		Don't know	
		Das ist akzeptabel, weil die wirtschaftliche Entwicklung Vorrang hat		Das sollte verboten werden, weil dies unsere wichtigsten Naturgebiete sind		Das ist nur akzeptabel für Projekte, die von großem öffentlichen Interesse sind und wenn ein voller Ausgleich für die Beschädigung erfolgt		Weiß nicht	
%		Flash EB 379	Diff. Flash EB 290	Flash EB 379	Diff. Flash EB 290	Flash EB 379	Diff. Flash EB 290	Flash EB 379	Diff. Flash EB 290
	EU 27	9	3	45	-3	42	1	4	-1
	BE	14	2	40	-6	44	9	2	-5
	BG	7	1	52	-2	36	8	5	-7
	CZ	7	-3	41	-5	50	13	2	-5
	DK	7	2	36	-1	51	-4	6	3
	DE	6	2	38	-1	52	-1	4	0
	EE	5	-3	47	2	39	6	9	-5
	IE	7	-1	49	3	41	0	3	-2
	EL	10	2	54	-10	31	8	5	0
	ES	11	4	56	2	29	-5	4	-1
	FR	10	4	47	-8	40	5	3	-1
	IT	7	3	52	-8	38	6	3	-1
	CY	11	2	53	-8	30	5	6	1
	LV	11	6	46	5	40	-8	3	-3
	LT	9	2	51	3	34	0	6	-5
	LU	12	2	47	0	39	-2	2	0
	HU	10	6	44	-3	43	-2	3	-1
	MT	7	1	46	-5	42	10	5	-6
	NL	10	4	30	0	58	-2	2	-2
	AT	6	1	48	4	42	-1	4	-4
	PL	12	4	32	-7	53	7	3	-4
	PT	10	6	58	9	29	-9	3	-6
	RO	14	6	45	0	36	1	5	-7
	SI	11	3	54	-12	30	9	5	0
	SK	10	5	50	-2	37	2	3	-5
	FI	8	4	38	-12	51	9	3	-1
	SE	4	0	46	0	45	2	5	-2
	UK	9	4	45	-2	41	-4	5	2
	HR	10		45		41		4	

Q12 Diriez-vous que, personnellement, vous faites un effort pour protéger la biodiversité ?

Q12 Would you say that you personally make an effort to protect biodiversity?

Q12 Würden Sie sagen, dass Sie sich persönlich bemühen, die Artenvielfalt zu schützen?

		Oui je fais un effort		Oui mais j'aimerais faire encore d'avantage		Non, parce que je ne sais pas quoi faire		Non, pour d'autres raisons		Ne sais pas		Total 'Oui'		Total 'Non'	
		Yes I do		Yes but I would like to do even more		No, because I do not know what to do		No, for other reasons		Don't know		Total 'Yes'		Total 'No'	
		Ja, das tue ich		Ja, aber ich möchte noch mehr tun		Nein, weil ich nicht weiß, was ich tun kann		Nein, aus anderen Gründen		Weiß nicht		Gesamt 'Ja'		Gesamt 'Nein'	
		Flash EB 379	Diff. Flash EB 290	Flash EB 379	Diff. Flash EB 290	Flash EB 379	Diff. Flash EB 290	Flash EB 379	Diff. Flash EB 290	Flash EB 379	Diff. Flash EB 290	Flash EB 379	Diff. Flash EB 290	Flash EB 379	Diff. Flash EB 290
%															
	EU 27	38	1	33	0	20	0	8	0	1	-1	71	1	28	0
	BE	43	-15	30	1	21	12	6	3	0	-1	73	-14	27	15
	BG	44	22	36	6	10	-18	8	-7	2	-3	80	28	18	-25
	CZ	31	14	30	1	23	-14	15	1	1	-2	61	15	38	-13
	DK	35	-1	29	1	23	3	11	-4	2	1	64	0	34	-1
	DE	46	-2	17	2	24	-1	11	0	2	1	63	0	35	-1
	EE	44	18	28	-3	16	-14	7	-2	5	1	72	15	23	-16
	IE	38	6	40	-3	18	0	3	-2	1	-1	78	3	21	-2
	EL	19	-4	58	11	17	-4	6	-2	0	-1	77	7	23	-6
	ES	38	4	42	-7	13	2	6	1	1	0	80	-3	19	3
	FR	45	-2	35	3	15	0	4	-1	1	0	80	1	19	-1
	IT	26	3	38	-7	28	2	7	3	1	-1	64	-4	35	5
	CY	33	10	41	-8	18	-1	8	-1	0	0	74	2	26	-2
	LV	23	-7	30	7	29	0	15	0	3	0	53	0	44	0
	LT	45	25	35	4	13	-20	5	-4	2	-5	80	29	18	-24
	LU	45	5	37	0	15	-3	3	-1	0	-1	82	5	18	-4
	HU	45	12	34	-5	13	-9	7	1	1	1	79	7	20	-8
	MT	44	-3	43	6	10	0	2	-1	1	-2	87	3	12	-1
	NL	39	-11	21	2	29	12	10	-3	1	0	60	-9	39	9
	AT	52	2	18	-1	20	1	9	-1	1	-1	70	1	29	0
	PL	28	1	36	6	21	-5	13	1	2	-3	64	7	34	-4
	PT	34	-9	55	10	7	0	3	0	1	-1	89	1	10	0
	RO	32	9	45	6	14	-12	8	-1	1	-2	77	15	22	-13
	SI	69	24	23	-19	5	-4	2	-1	1	0	92	5	7	-5
	SK	62	21	24	-2	10	-16	3	0	1	-3	86	19	13	-16
	FI	51	8	30	0	13	-2	5	-5	1	-1	81	8	18	-7
	SE	26	-6	42	9	22	-1	9	-2	1	0	68	3	31	-3
	UK	41	4	27	-12	22	6	9	2	1	0	68	-8	31	8
	HR	48		42		7		2		1		90		9	

Q13.1 Veuillez m'indiquer si vous faites, ou non, chacune des choses suivantes ?






























Respecter la nature (par exemple en ne laissant pas de déchets dans la forêt ou sur la plage ou en laissant en paix les animaux sauvages)

Q13.1 For each of the following , please tell me whether or not you do it?

Respect nature (for example, by not leaving waste in the forest or on the beach, by not disturbing wild animals)

Q13.1 Bitte sagen Sie mir, ob Sie die folgenden Dinge tun oder nicht tun.

Sie respektieren die Natur (z.B. indem Sie keinen Müll im Wald oder am Strand zurücklassen, keine Wildtiere stören)

		Oui	Non	Ne sais pas
		Yes	No	Don't know
		Ja	Nein	Weiß nicht
		Flash EB 379	Flash EB 379	Flash EB 379
	EU 27	98	2	0
	BE	97	3	0
	BG	96	1	3
	CZ	97	3	0
	DK	98	2	0
	DE	98	2	0
	EE	97	2	1
	IE	98	2	0
	EL	98	2	0
	ES	99	1	0
	FR	98	2	0
	IT	96	4	0
	CY	98	2	0
	LV	97	3	0
	LT	99	1	0
	LU	98	2	0
	HU	97	3	0
	MT	98	2	0
	NL	98	2	0
	AT	99	1	0
	PL	98	2	0
	PT	98	2	0
	RO	97	3	0
	SI	99	1	0
	SK	97	3	0
	FI	98	2	0
	SE	98	2	0
	UK	98	2	0
	HR	97	3	0

Q13.2 Veuillez m'indiquer si vous faites, ou non, chacune des choses suivantes ?






























Acheter des produits respectueux de l'environnement (par exemple biologiques, sans produits chimiques ou produits localement)

Q13.2 For each of the following , please tell me whether or not you do it?

Buy products that are eco-friendly (organic, without chemicals, or locally produced, for example)

Q13.2 Bitte sagen Sie mir, ob Sie die folgenden Dinge tun oder nicht tun.

Sie kaufen umweltfreundliche Produkte (z.B. biologisch angebaut, ohne Chemikalien oder regional produziert)

		Oui	Non	Ne sais pas
		Yes	No	Don't know
		Ja	Nein	Weiß nicht
		Flash EB 379	Flash EB 379	Flash EB 379
	EU 27	78	20	2
	BE	80	19	1
	BG	74	19	7
	CZ	68	30	2
	DK	78	20	2
	DE	85	13	2
	EE	78	18	4
	IE	83	16	1
	EL	82	18	0
	ES	65	33	2
	FR	79	20	1
	IT	74	22	4
	CY	75	23	2
	LV	82	15	3
	LT	85	13	2
	LU	86	13	1
	HU	70	28	2
	MT	80	16	4
	NL	71	27	2
	AT	88	10	2
	PL	78	20	2
	PT	80	18	2
	RO	80	19	1
	SI	85	13	2
	SK	75	23	2
	FI	83	15	2
	SE	84	15	1
	UK	80	18	2
	HR	74	24	2

Q13.3 Veuillez m'indiquer si vous faites, ou non, chacune des choses suivantes ?






























Etre membre d'une association œuvrant pour la protection de la nature et de la biodiversité

Q13.3 For each of the following , please tell me whether or not you do it?

Are a member of an organisation working to protect nature and biodiversity

Q13.3 Bitte sagen Sie mir, ob Sie die folgenden Dinge tun oder nicht tun.

Sie sind Mitglied in einer Organisation, die sich für Umweltschutz und Artenvielfalt einsetzt

		Oui Yes Ja	Non No Nein	Ne sais pas Don't know Weiß nicht
	%	Flash EB 379	Flash EB 379	Flash EB 379
	EU 27	14	86	0
	BE	19	80	1
	BG	8	88	4
	CZ	6	94	0
	DK	23	76	1
	DE	18	82	0
	EE	5	95	0
	IE	15	85	0
	EL	8	92	0
	ES	7	93	0
	FR	11	89	0
	IT	8	91	1
	CY	9	91	0
	LV	3	97	0
	LT	8	92	0
	LU	24	76	0
	HU	7	93	0
	MT	8	92	0
	NL	42	58	0
	AT	23	77	0
	PL	16	83	1
	PT	10	90	0
	RO	4	96	0
	SI	10	89	1
	SK	7	93	0
	FI	14	86	0
	SE	22	78	0
	UK	21	78	1
	HR	9	91	0

Q13.4 Veuillez m'indiquer si vous faites, ou non, chacune des choses suivantes ?






























Participer à des projets citoyens dédiés à la biodiversité (par exemple le travail de terrain dans des réserves naturelles, les nuits de la chauve-souris etc.)

Q13.4 For each of the following , please tell me whether or not you do it?

Participate in citizen's projects dedicated to biodiversity (e.g. field work in nature reserves, bat nights, etc.)

Q13.4 Bitte sagen Sie mir, ob Sie die folgenden Dinge tun oder nicht tun.

Sie nehmen an Bürgerprojekten teil, die sich der Artenvielfalt widmen (z.B. Arbeitseinsätze in Naturschutzgebieten, Fledermausnächte usw.)

	%	Oui	Non	Ne sais pas
		Yes	No	Don't know
		Ja	Nein	Weiß nicht
		Flash EB 379	Flash EB 379	Flash EB 379
 EU 27		15	84	1
 BE		18	82	0
 BG		16	80	4
 CZ		14	86	0
 DK		10	89	1
 DE		15	85	0
 EE		18	82	0
 IE		19	80	1
 EL		11	89	0
 ES		9	91	0
 FR		12	87	1
 IT		16	83	1
 CY		14	86	0
 LV		34	65	1
 LT		26	74	0
 LU		18	82	0
 HU		24	76	0
 MT		11	89	0
 NL		8	92	0
 AT		13	87	0
 PL		17	82	1
 PT		20	80	0
 RO		23	77	0
 SI		20	80	0
 SK		24	76	0
 FI		10	90	0
 SE		6	94	0
 UK		17	82	1
 HR		15	85	0

Q13.5 Veuillez m'indiquer si vous faites, ou non, chacune des choses suivantes ?






























Contribuer à un ou plusieurs projets de surveillance (par exemple compter les oiseaux ou les papillons)

Q13.5 For each of the following , please tell me whether or not you do it?

Contribute to one or several monitoring projects (for example, to count birds or butterflies)

Q13.5 Bitte sagen Sie mir, ob Sie die folgenden Dinge tun oder nicht tun.

Sie leisten einen Beitrag zu einem oder mehreren Beobachtungsprojekten (z.B. Vogel- oder Schmetterlingszählungen)

		Oui Yes Ja	Non No Nein	Ne sais pas Don't know Weiß nicht
%		Flash EB 379	Flash EB 379	Flash EB 379
	EU 27	12	87	1
	BE	19	81	0
	BG	18	77	5
	CZ	6	94	0
	DK	6	94	0
	DE	14	85	1
	EE	6	94	0
	IE	18	81	1
	EL	6	94	0
	ES	4	96	0
	FR	14	86	0
	IT	7	92	1
	CY	10	90	0
	LV	5	94	1
	LT	16	84	0
	LU	18	82	0
	HU	18	82	0
	MT	11	89	0
	NL	14	86	0
	AT	13	87	0
	PL	11	88	1
	PT	14	85	1
	RO	7	93	0
	SI	18	82	0
	SK	9	91	0
	FI	8	92	0
	SE	6	94	0
	UK	24	75	1
	HR	14	85	1