



Citizens' Views on the European Parliament

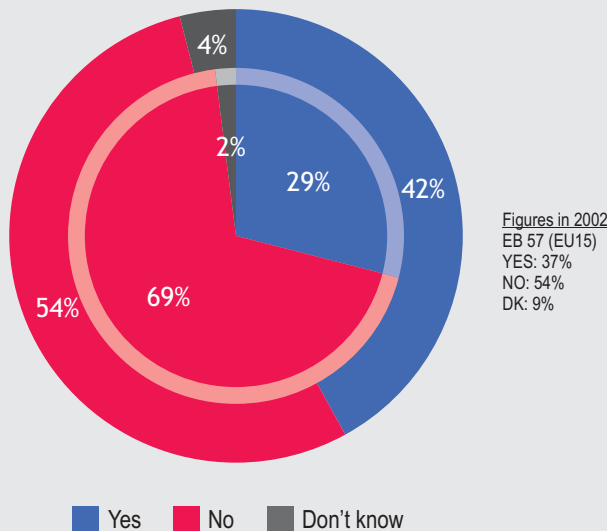
Results for the United Kingdom

EU27 Number of interviews: 26,768
Fieldwork dates: 22nd Sept. - 3rd Nov. 2007

UK Number of interviews: 1,340
Fieldwork dates: 24th Sept. - 21st Oct. 2007

1. Awareness and Knowledge of the European Parliament

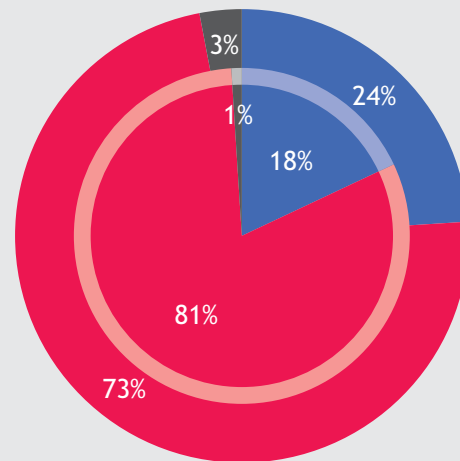
QB3 Have you recently read in the press, seen on the Internet or heard on the radio or television something about the European Parliament?



Figures in 2002
EB 57 (EU15)
YES: 37%
NO: 54%
DK: 9%

EU27 Outer Pie UK Inner Pie

QB4 In general, do you consider that you are very well, fairly well, fairly badly or very badly informed about the European Parliament's activities?



■ Total "Well informed" ■ Total "Badly informed" ■ Don't know

EU27 Outer Pie UK Inner Pie

QB6 For each of the following statements about the European Union could you please tell me whether you think it is true or false?

The members of the European Parliament are directly elected by the citizens of the EU

EU27 True	48%	EU27 False	31%	EU27 Don't know	21%
UK True	42%	UK False	28%	UK Don't know	30%

The European Parliament was created 50 years ago

EU27 True	32%	EU27 False	32%	EU27 Don't know	36%
UK True	28%	UK False	32%	UK Don't know	40%

Any enlargement of the EU is subject to prior approval of the European Parliament

EU27 True	68%	EU27 False	8%	EU27 Don't know	24%
UK True	56%	UK False	10%	UK Don't know	34%

The EU's budget is determined jointly by the European Parliament and the Member States

EU27 True	60%	EU27 False	10%	EU27 Don't know	30%
UK True	48%	UK False	13%	UK Don't know	39%

All 4 answers correct

EU27 15%

UK 11%

True (Correct)	
False (Incorrect)	UK
Don't know	

	Total "Well informed"		Total "Badly informed"	
	EU27	UK	EU27	UK
Total	24%	18%	73%	81%
Gender				
Male	28%	25%	69%	74%
Female	20%	12%	76%	87%
Education (End of)				
15-	18%	20%	78%	80%
16-19	24%	15%	73%	84%
20+	31%	24%	67%	75%
Still Studying	26%	20%	70%	80%



Citizens' Views on the European Parliament

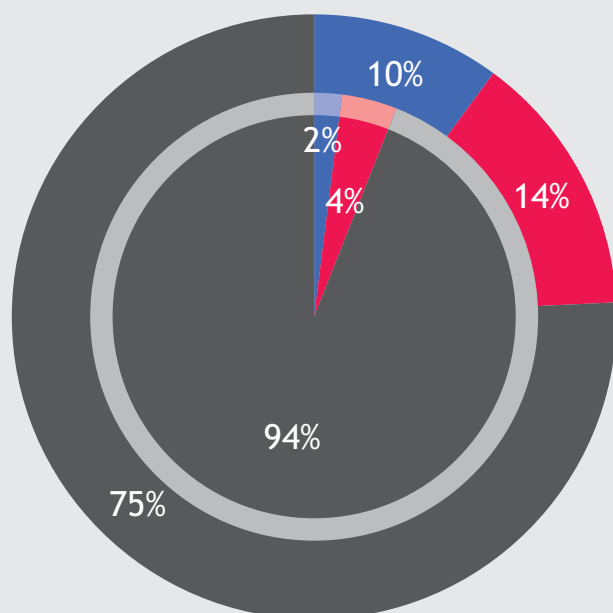
Results for the United Kingdom

EU27 Number of interviews: 26,768
Fieldwork dates: 22nd Sept. - 3rd Nov. 2007

UK Number of interviews: 1,340
Fieldwork dates: 24th Sept. - 21st Oct. 2007

1. Awareness and Knowledge of the European Parliament

QB7 Can you tell me when the next European elections will be held here in the UK?

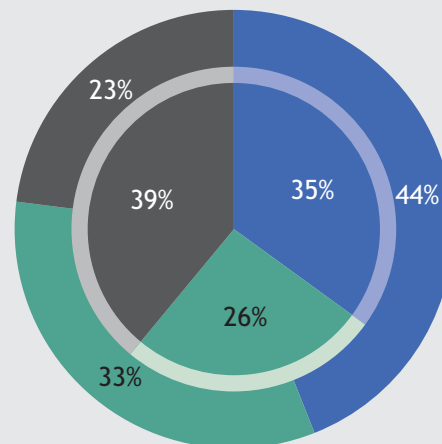


■ 2009 (correct) ■ Other dates ■ Don't know
 EU27 Outer Pie UK Inner Pie

QB9 Can you tell me how many British MEPs sit in the European Parliament for the UK?

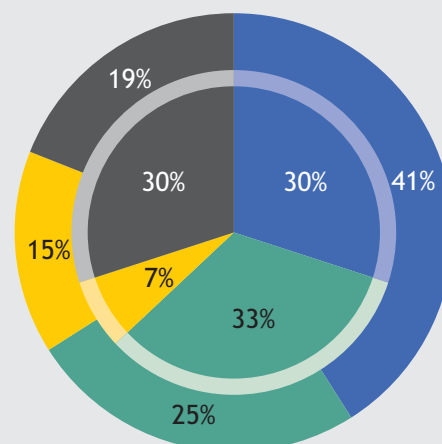
REALITY (Actual number of MEPs)	78
PERCEPTION (Average)	29.2
Difference	-48.8
Don't know	80%

QB8 And, in your opinion, do MEPs sit in the European Parliament according to...?



■ Their nationality ■ Their political affinities ■ Don't know
 EU27 Outer Pie UK Inner Pie

QB17 Would you say that the European Parliament's decisions are adopted above all...?



■ According to the interests of the Member States from which the MEPs are coming
■ According to the political affinities of the MEPs
■ Both (SPONTANEOUS) ■ Don't know
 EU27 Outer Pie UK Inner Pie



Citizens' Views on the European Parliament

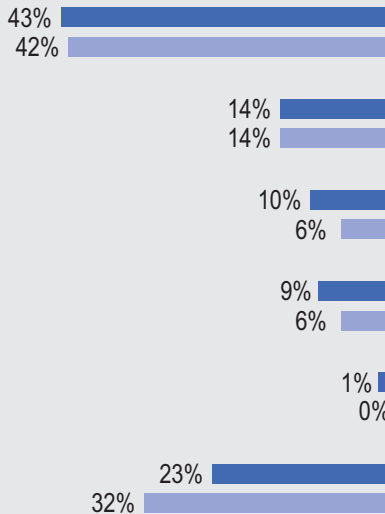
Results for the United Kingdom

EU27 Number of interviews: 26,768
Fieldwork dates: 22nd Sept. - 3rd Nov. 2007

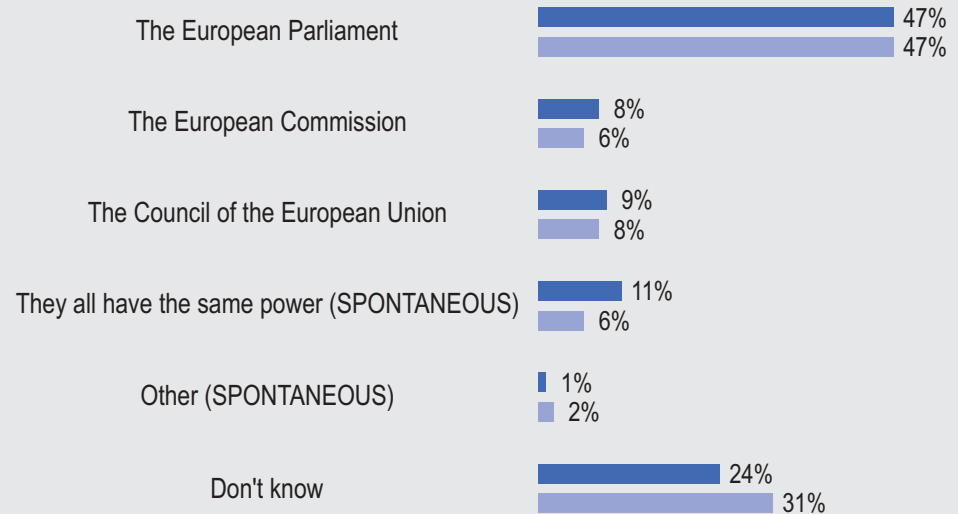
UK Number of interviews: 1,340
Fieldwork dates: 24th Sept. - 21st Oct. 2007

2. Image of the European Parliament

QB1 In your view, which of the following institutions currently has the greatest decision-making power within the European Union?

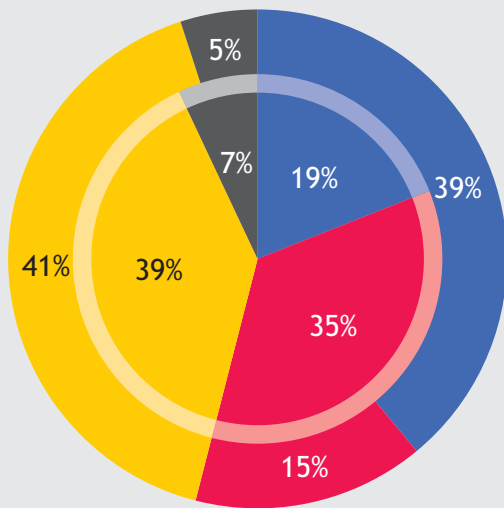


QB2 And in your view, which of the following institutions should have the greatest decision-making power within the European Union?



EU27
 UK

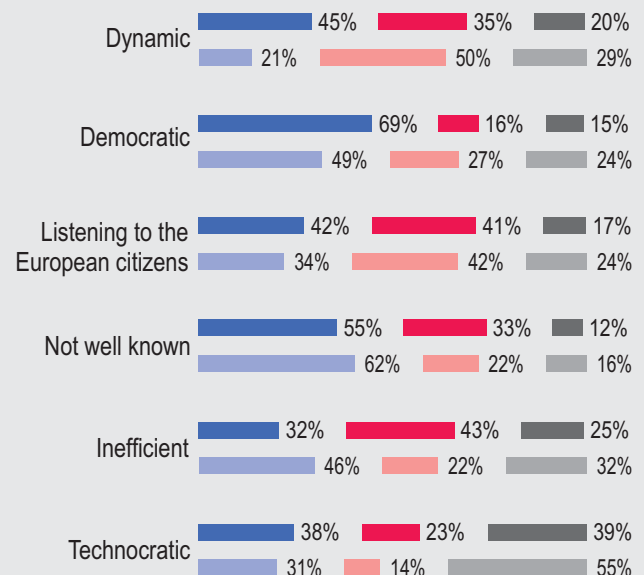
QB13 In general, does the European Parliament conjure up for you a very positive, fairly positive, neutral, fairly negative or very negative image?



Total "Positive"
 Total "Negative"
 Total "Neutral"
 Don't know

EU27 Outer Pie UK Inner Pie

QB12 Please tell me for each of the following words / expressions whether it describes very well, fairly well, fairly badly or very badly your perception of the European Parliament.



Total "Describes well"
 Total "Describes badly"
 Don't know

EU27 UK



Citizens' Views on the European Parliament

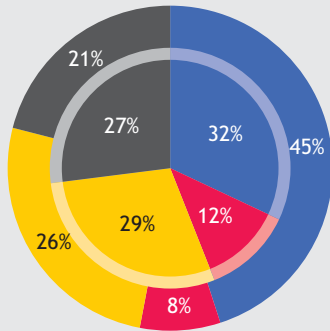
Results for the United Kingdom

EU27 Number of interviews: 26,768
Fieldwork dates: 22nd Sept. - 3rd Nov. 2007

UK Number of interviews: 1,340
Fieldwork dates: 24th Sept. - 21st Oct. 2007

3. The Role of the European Parliament

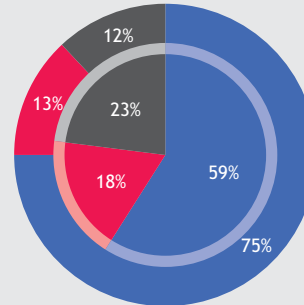
QB16 Would you say that over the last 10 years the European Parliament's role within the European Union has...?



■ Been strengthened
■ Been weakened
■ Stayed the same
■ Don't know

Outer Pie Inner Pie

QB14 In your opinion, is the role played by the European Parliament in the life of the European Union...?


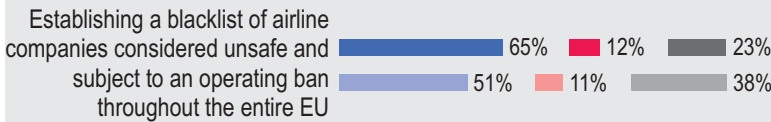


Figures in 2000
 EB53 (EU15)
 Important: 62%
 Not important: 19%
 Don't know: 19%

■ Important ■ Not important ■ Don't know

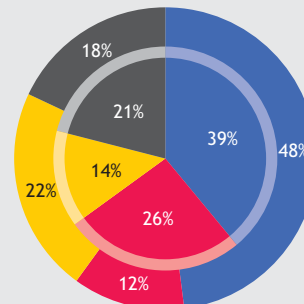
Outer Pie Inner Pie

QB18 In each of the following areas, do you think that the role of the European Parliament has been decisive, important but not decisive, not very important or not at all important?



■ Total "Important" ■ Total "Not important"
■ Don't know UK

QB15 Would you personally like to see the European Parliament play a more important or less important role than it currently does?



Figures in 2000
 EB53 (EU15)
 More important: 43%
 Less important: 11%
 The same (SPONTANEOUS): 23%
 Don't know: 24%

■ More important ■ Less important ■ The same (SPONTANEOUS) ■ Don't know

Outer Pie Inner Pie

QB20 In your opinion, which of the following values should the European Parliament defend as a matter of priority? (MAX. 3 ANSWERS)

	 EU27	 UK
Equality between men and women	41%	44%
The protection of minorities	27%	29%
The dialogue between cultures and religions	28%	30%
Solidarity between EU Member States	36%	20%
Solidarity between the EU and poor countries in the world	32%	22%
The protection of human rights in the world	58%	56%
The abolition of the death penalty throughout the world	17%	11%
None of these (SPONTANEOUS)	1%	4%
Don't know	4%	10%