

Table of contents

PRESENTATION	2
1. Level of knowledge of EU membership.....	3
1.1. Objective knowledge of EU membership.....	3
1.2. Subjective knowledge of EU membership – a geographical aspect.....	9
2. Awareness of countries neighbouring the EU.....	12
3. Attitudes towards the EU’s European Neighbourhood Policy.....	19
3.1. Types of EU relationships with non – Member States.....	20
3.2. Objectives of the European Neighbourhood Policy.....	24
3.3. Perception of advantages and disadvantages of the European Neighbourhood Policy.....	37
3.3.1 Political aspects of the European Neighbourhood Policy	37
3.3.2 Social aspects of the European Neighbourhood Policy.....	47
3.3.3 Economic aspects of the European Neighbourhood Policy.....	48
CONCLUSION.....	54

ANNEXES

Tables

Technical note

Questionnaire

PRESENTATION

The European Union and its Member States share a common history and many common interests with their neighbours. **The recently developed European Neighbourhood Policy (2003) provides an opportunity for close, privileged relations with these countries, especially in political and economic terms.** The policy, which covers 16 countries¹ neighbouring the EU, builds upon existing relationships (Partnership and Cooperation and Association Agreements, the EuroMediterranean Partnership). **Its main objective is to increase the mutual prosperity, stability and security of the EU and neighbouring countries.** Considering the fact that the European Neighbourhood Policy is relatively new and is also quite specific, public opinion in the EU is not expected to yet be very familiar with the details thereof.

The External Relations Directorate-General of the European Commission commissioned **a poll on EU citizens' awareness of countries neighbouring the EU and their attitudes towards EU relations with these countries.** Interviews were conducted face-to-face in people's homes, in their national language, between May 5 and June 11, 2006. The countries surveyed include the twenty-five Member States of the European Union, the two acceding countries (Bulgaria and Romania), two candidate countries (Croatia and Turkey) as well as the Turkish Cypriot Community (TCC). The methodology used is that of the Standard Eurobarometer polls, managed by the Commission's Directorate-General for Communication (Unit: "Opinion polls and Media Monitoring"). In the annex, a technical note details the interview techniques used by the institutes of the TNS Opinion & Social network, as well as statistical levels of confidence.

In this analysis, knowledge of EU membership is first explored, then levels of awareness of countries neighbouring the EU and then the main issue: EU citizens' attitudes towards the European Neighbourhood Policy, their assessment of the objectives and subjects of specific relations between the EU and its neighbours and their perception of the advantages and disadvantages of such relations.

For each theme addressed, this analysis² looks at the:

- European Union as a whole;
- Individual countries;
- Socio-demographic variables;

Other variables which are systematically cross-tabulated with the results for each question include: general interest in neighbouring countries (results for QA10), perception of the EU's relations with its neighbours (results for SD1) and knowledge about EU Member States and candidate countries (QA1+QA2)³.

¹ Algeria, Armenia, Azerbaijan, Belarus, Egypt, Georgia, Israel, Jordan, Lebanon, Libya, Moldova, Morocco, the Palestinian Authority, Syria, Tunisia and Ukraine. Relations with Russia are not covered by the European Neighbourhood Policy, but rather by the EU-Russia Strategic Partnership.

² In some cases, due to the rounding of figures, displayed sums can show a difference of one point compared with the sum of the individual cells. Also, it should be noted that the total percentages shown in the tables of this report may exceed 100% where the respondent is allowed to give several answers to a particular question.

³ For the criterion "good knowledge" a respondent had to answer in response to QA1 that the EU has currently 25 Member States AND in response to QA2 name at least three of the five official candidate countries correctly.

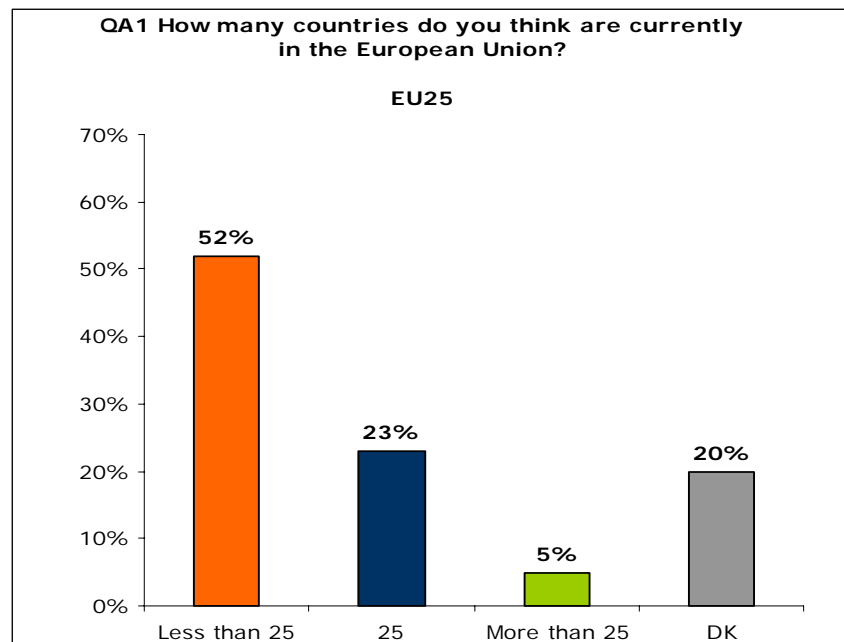
1. Level of knowledge of EU membership

1.1. Objective knowledge of EU membership

- Exact knowledge of the numbers of EU Member States is still low among EU citizens-

Questionnaire source: QA1⁴

While **almost a quarter of EU citizens (23%) know how many Member States there are in the EU, the majority (52%) still believes that there are less than 25.** Meanwhile 5% say there are more than 25 members and one in five respondents (20%) admit they do not know the correct figure.

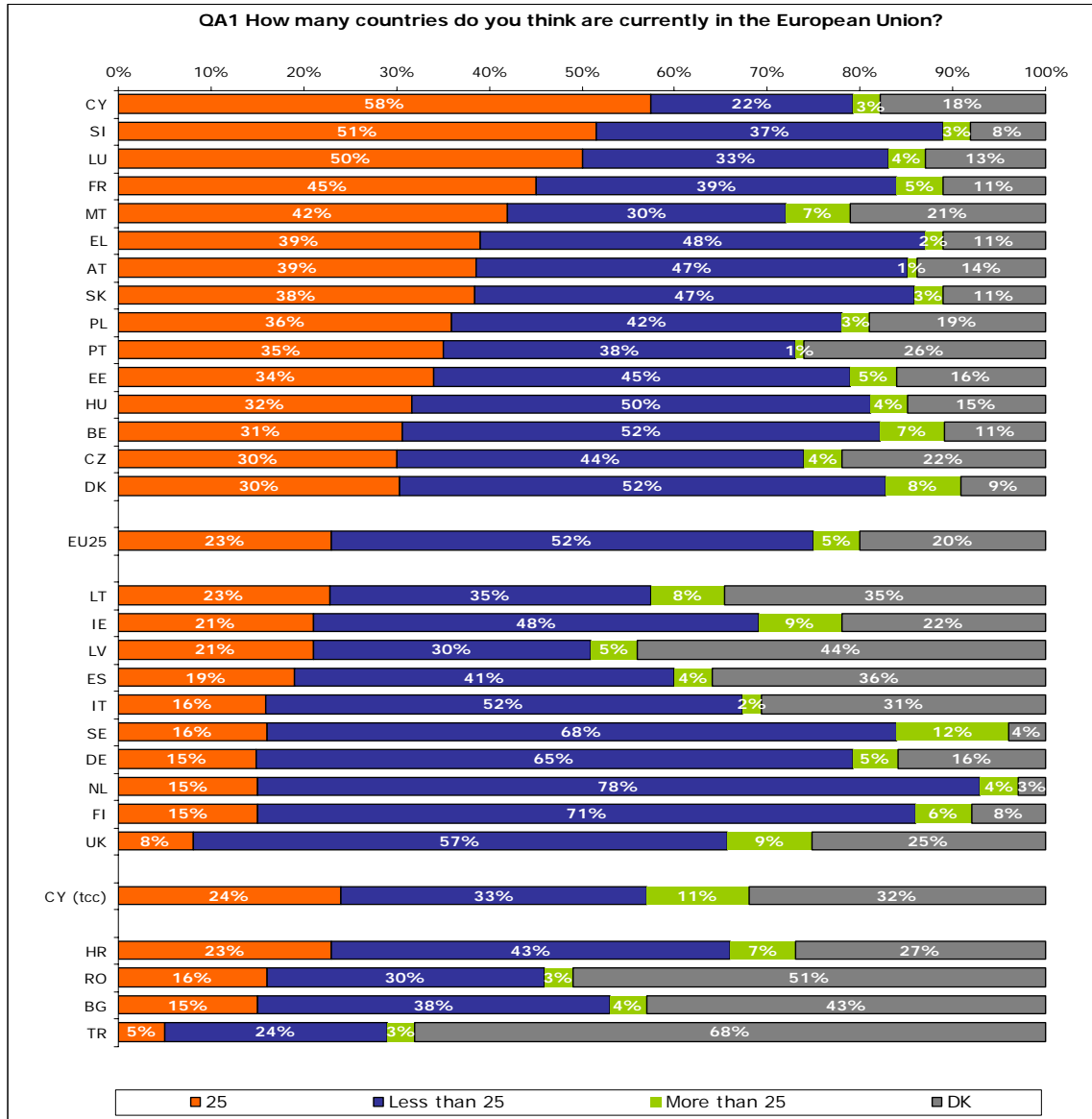


With respect to country results, about half of Cypriot (58%), Slovenian (51%) and Luxembourgish (50%) respondents is aware of the exact number of EU Member States. On the other hand, about three quarters of Dutch (78%) and Finnish respondents (71%) and roughly two thirds of Swedish (68%) and German (65%) respondents think that the EU has less than 25 Member States.

Perhaps understandably, a higher number of respondents in new Member States (34%) are aware of the real size of the enlarged EU, compared to EU15 respondents (21%).

⁴ QA1 How many countries do you think are currently in the European Union?

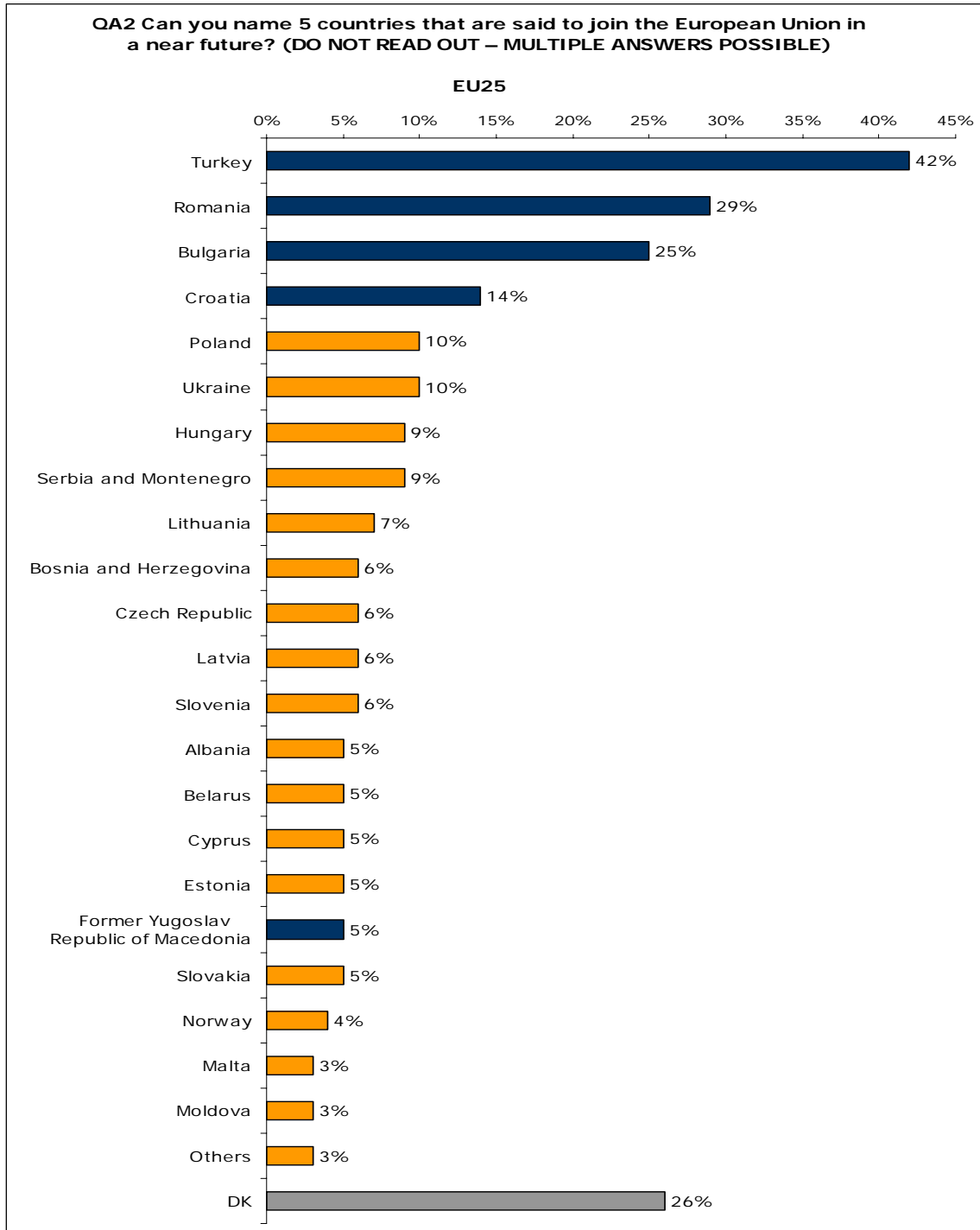
However, in seven out of the ten new Member States (Hungary 50%, Slovakia 47%, Estonia 45%, Czech Republic 44%, Poland 42%, Lithuania 35% and Latvia 30%), a (relative) majority of respondents still perceive the EU as having less than 25 members.



In socio-demographic terms, a greater proportion of the following groups know the number of EU Member States: men, young people (age 15-24) (both 28%), people with higher educational levels (education to age 20 or later: 31% compared to 15% of those who left full-time education at age 15), those with a higher socio-economic status (managers 30%, other white collar workers 27% and students 34%). This is also the case for people who claim to be interested in countries neighbouring the EU (28%) compared to those who are not (19%). A higher proportion of “don’t know” response has been measured in case of women (26%), elderly (65 years or older: 26%), respondents who left full-time education at age 15 (34%) as well as house persons (36%), retired (26%) and unemployed (24%) interviewees.

- Respondents are better informed about countries expected to join the EU -

Questionnaire source: QA2⁵



Countries named by less than 3% of respondents are listed below.⁶

⁵ QA2 Can you name 5 countries that are said to join the European Union in a near future? (DO NOT READ OUT – MULTIPLE ANSWERS POSSIBLE)

Overall, EU citizens are well informed about which countries are expected to be next in line to join the European Union. The top four countries mentioned by respondents were Turkey (42%), Romania (29%), Bulgaria (25%) and Croatia (14%), which are all candidate or acceding countries. The candidate status of the former Yugoslav Republic of Macedonia is less well-known. The country was named by only 5% of respondents. Just over a quarter (26%) of interviewees did not know any countries that are said to join the EU or gave no answer.

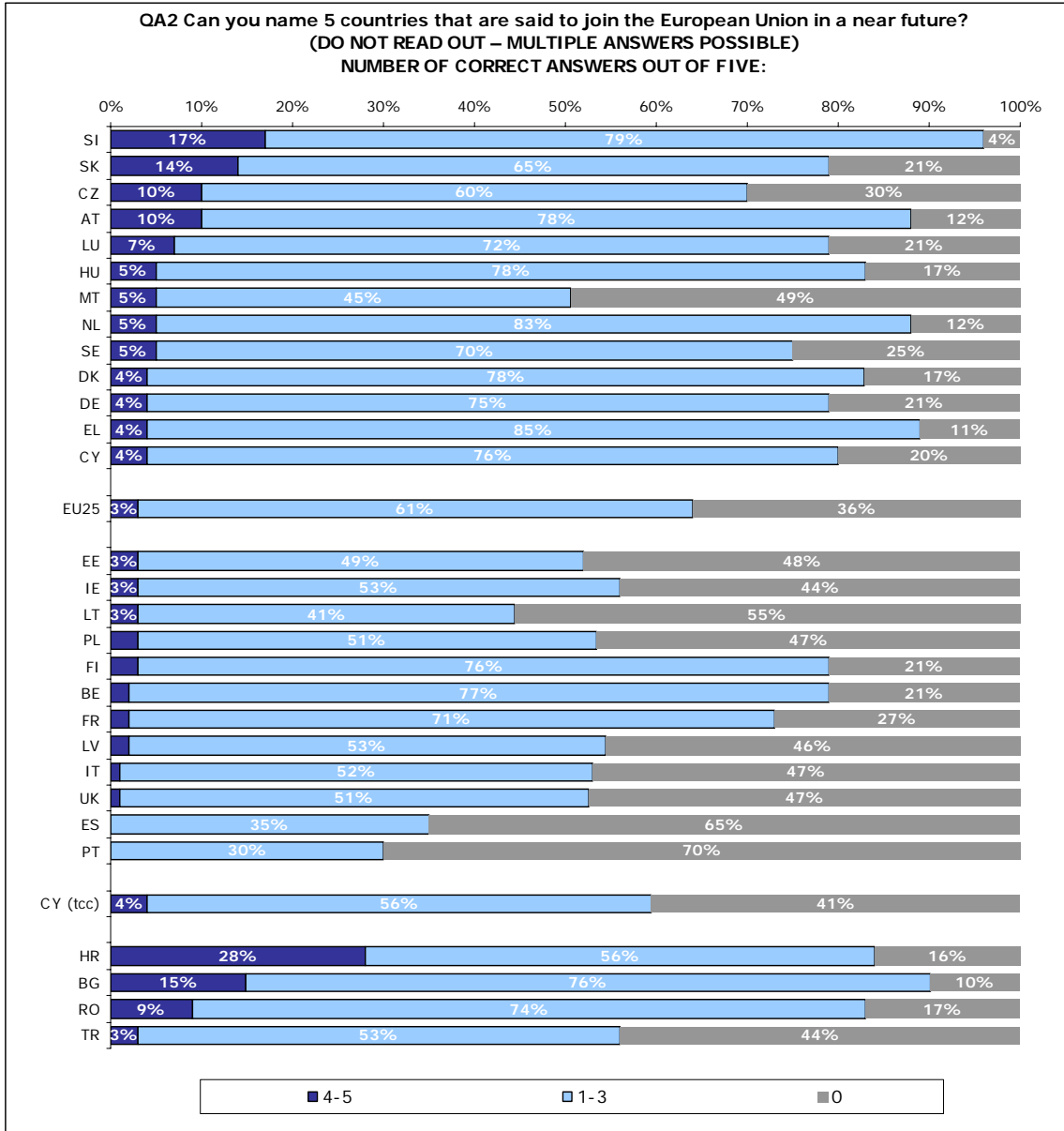
Only 3% of respondents could spontaneously name at least four out of the five official candidate and acceding countries while 61% could name between one and three countries. 36% were, however, unable to name any of the two acceding and three official candidate countries correctly.

When speaking of future EU enlargement, it is worth noting that a certain proportion of respondents (ranging from 10% for Poland to 3% for Malta) are not aware that 10 new Member States joined the EU in 2004. When we look at awareness of new Member States at country level, the Netherlands stands out with a significant proportion of respondents unaware that Poland (25%) or Hungary (19%) are already EU members.

As might have been expected, more citizens from the new Member States than from the EU15 are aware that Romania (42% vs. EU15 27%), Bulgaria (32% vs. EU15 24%), Croatia (21% vs. EU15 13%) and the former Yugoslav Republic of Macedonia (5% vs. EU15 4%) are preparing for accession to the EU. On the other hand, more respondents from EU15 Member States are aware of Turkey's membership bid (44% vs. NMS10 31%).

Unsurprisingly, a higher proportion of respondents from the former member countries of the former Yugoslavia (Slovenia 21% and Croatia 26%) mention the former Yugoslav Republic of Macedonia as a candidate country. This explains why country results indicate that Croatian (28%) and Slovenian (17%) respondents were better able to name at least four countries expected to join the EU in the future.

⁶ Countries named by 2% of respondents: Algeria, Georgia, Kosovo, Morocco, Switzerland, Tunisia.
Countries named by 1% of respondents: Egypt, Iceland, Israel, Libya, Armenia, Western Balkans / Balkans, Azerbaijan.
Countries named by less than 1% of respondents: Jordan, Lebanon, Palestinian Territories (the Gaza strip and the West Bank)/The Palestinian Authority, Syria.



The following socio-demographic categories were better able to correctly name the four countries most-mentioned as expected to join the EU: men, people at an economically active age (age 25-39 and 40-54), those with a higher educational level and managers. (For concrete figures please see table below.)

Furthermore, respondents born in the EU but not living in their country of birth and those whose parents were born in different EU countries appear to be more aware of enlargement plans for these four countries. It is possible that this group is more open to EU and international issues due their multi-cultural family background.

In keeping with the general average for “don't know” response rates to knowledge-related questions, the rates for female respondents (32%), those who finished full time education at age 15 (39%), house persons (42%) and unemployed (37%) are higher than the EU25 average (26%).

	Turkey	Romania	Bulgaria	Croatia	DK
EU25	42%	29%	25%	14%	26%
Sex					
Male	45%	35%	30%	17%	20%
Female	39%	24%	20%	12%	32%
Age					
15-24	41%	22%	18%	13%	30%
25-39	43%	27%	23%	15%	25%
40-54	46%	32%	28%	16%	20%
55 +	38%	32%	28%	13%	29%
Education (End of)					
15	29%	21%	18%	11%	39%
16-19	42%	30%	26%	15%	25%
20+	55%	39%	33%	18%	14%
Still Studying	47%	26%	21%	14%	23%
Place of birth					
Surveyed country	42%	29%	25%	14%	26%
EU	54%	38%	35%	20%	12%
Europe outside EU	44%	37%	27%	10%	18%
Outside Europe	40%	26%	22%	8%	30%
Parents' birth					
2 born country	41%	29%	25%	14%	27%
1 country EU	49%	31%	30%	17%	18%
2 EU	51%	38%	35%	20%	14%
At least 1 outside EU	47%	31%	26%	15%	16%
Respondent occupation scale					
Self- employed	47%	34%	31%	19%	18%
Managers	56%	42%	37%	20%	13%
Other white collars	47%	29%	27%	18%	20%
Manual workers	39%	25%	22%	14%	27%
House persons	34%	19%	15%	9%	42%
Unemployed	34%	26%	20%	8%	37%
Retired	38%	33%	28%	13%	28%
Students	47%	26%	21%	14%	23%
Interest in neighbour countries					
Interested	49%	36%	32%	17%	16%
Not interested	35%	23%	18%	11%	36%
Knowledge about candidate countries					
Good	77%	92%	88%	53%	-
Bad	40%	25%	21%	12%	28%

1.2. Subjective knowledge of EU membership – a geographical aspect

- Most EU citizens regard countries which share a land border with the EU as neighbours of the EU-

Questionnaire source: QA4⁷

The map below shows the countries covered by the European Neighbourhood Policy (ENP). Some immediately border the EU while others share either maritime or land borders with present candidate countries. Respondents were asked about **their perception** of whether these countries can be considered neighbours of the EU.



⁷ QA4a For each of the following countries, please tell me if you consider it to be a neighbour of the European Union.

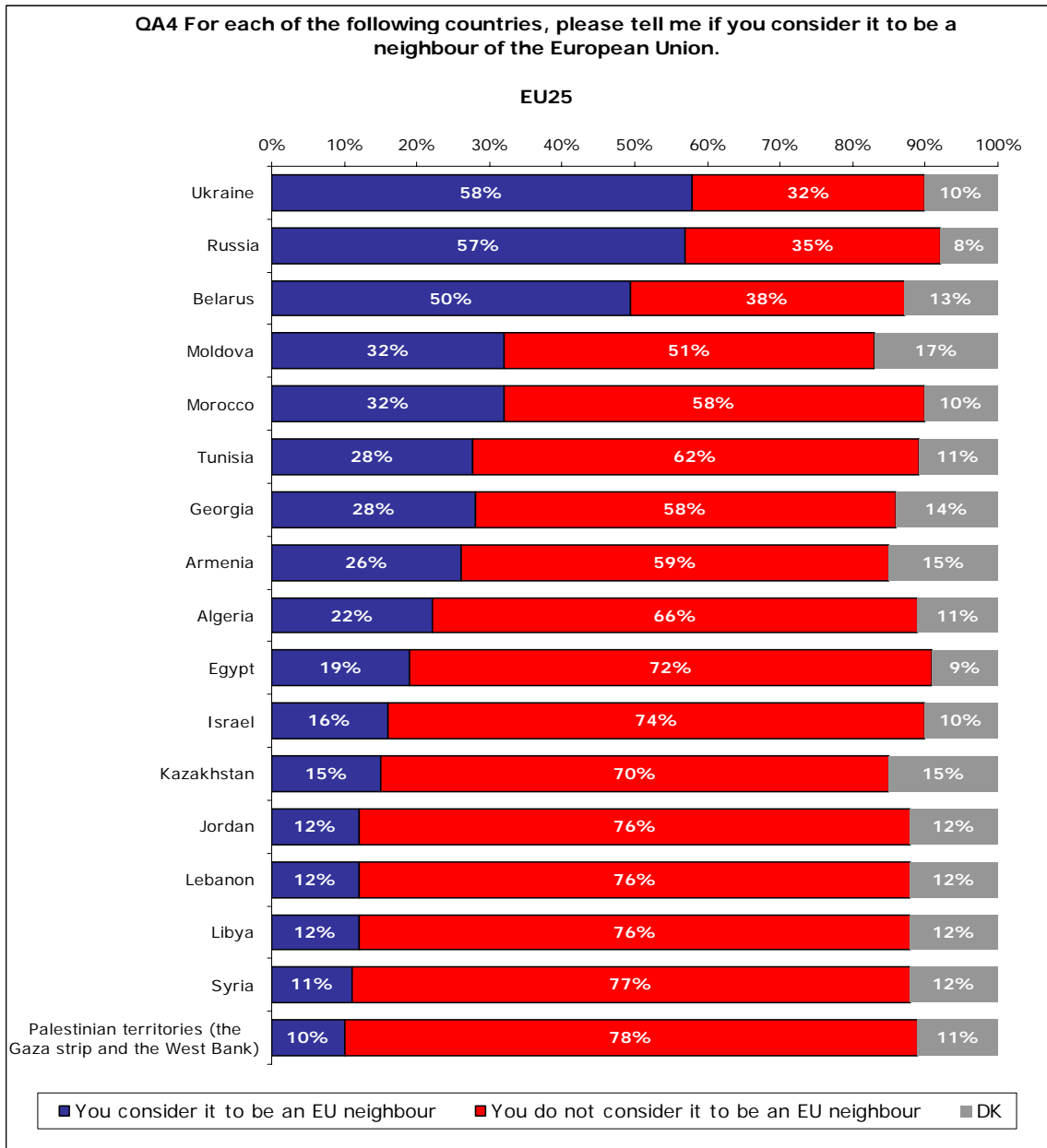
1. Armenia 2. Egypt 3. Israel 4. Jordan 5. Moldova 6. Morocco 7. Palestinian Territories (the Gaza strip and the West Bank) 8. Tunisia 9. Ukraine

QA4b And what about these countries, please tell me if you consider it to be a neighbour of the European Union.

1. Algeria 2. Belarus 3. Georgia 4. Kazakhstan 5. Lebanon 6. Libya 7. Russia 8. Syria

The majority of EU citizens consider the Ukraine (58%), Russia (57%) and Belarus (50%) – all of which now share a land border with the EU - to be neighbours.

At the country level, geographical proximity, especially sharing common borders, appears to have the greatest influence on respondents' answers. Furthermore, historical relations and emotional or personal links (such as travelling to countries or meeting immigrants) may also influence opinions.



Since both Cyprus and Malta are islands in the Mediterranean, it is not surprising that a higher proportion of respondents there, compared to the EU average, perceive countries at the south-east end of the Mediterranean Sea to be neighbours. As might be expected, shared maritime borders also influence perceptions.

It is also interesting to note, that despite the geographical proximity of Spain and Morocco, less than half of Spanish respondents (44%) consider Morocco to be a neighbouring country of the EU.

On the other hand, a significant proportion of French respondents perceive Maghreb countries to be neighbours.

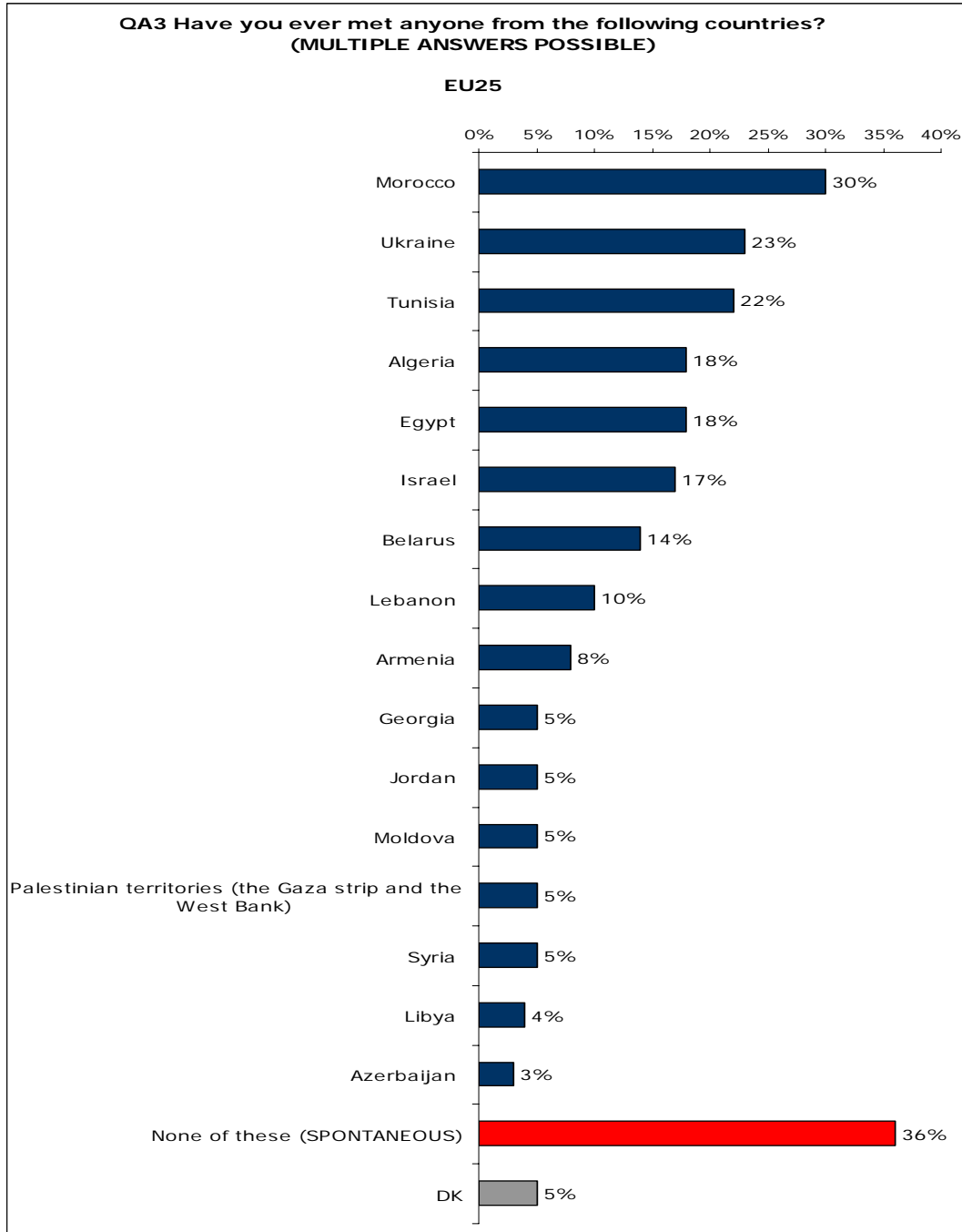
You consider it to be an EU neighbour					
EU neighbour?	EU25	Highest percentage of YES		2nd highest percentage of YES	
Ukraine	58%	Poland	91%	Slovakia	85%
Russia	57%	Finland	92%	Latvia	88%
Belarus	50%	Latvia	88%	Poland	85%
Moldova	32%	Bulgaria	57%	Latvia	53%
Morocco	32%	France	49%	The Netherlands	45%
Tunisia	28%	Malta	50%	France	46%
Georgia	28%	Cyprus	57%	Greece	42%
Armenia	26%	France	47%	Bulgaria	38%
Algeria	22%	France	44%	Malta	36%
Egypt	19%	Cyprus	55%	Malta	37%
Israel	16%	Cyprus	58%	Malta	36%
Kazakhstan	15%	Bulgaria	26%	Finland	22%
Jordan	12%	Cyprus	39%	Malta	23%
Lebanon	12%	Cyprus	56%	Malta	22%
Libya	12%	Malta	43%	Cyprus	42%
Syria	11%	Cyprus	53%	Malta	23%
Palestinian territories (the Gaza strip and the West Bank)	10%	Cyprus	42%	Malta	19%

It is interesting to mention, that slightly more interviewees who were born in an EU country differs from the one where they currently live and those, whose parents were born in two different EU countries consider Ukraine (72% and 75% respectively), Russia (64% and 65%) and Belarus (60% and 62%) as neighbouring countries. On the other hand, a higher number of these respondents consider south-east Mediterranean countries not to be EU neighbours (Egypt (81% for both groups), Israel (79% for both), Jordan (84% and 87%), Morocco (60% and 62%), Palestinian territories (the Gaza strip and the West Bank) (85% and 83%), Tunisia (66% and 68%), Algeria (66% and 68%), Lebanon (81% and 82%), Libya (80% and 81%) as well as Syria (83% and 84%).

2. Awareness of countries neighbouring the EU

- The majority of EU citizens are interested in the EU's neighbouring countries and they consider EU relations with these countries to be good-

Questionnaire source: QA3⁸



⁸ QA3 Have you ever met anyone from the following countries? (MULTIPLE ANSWERS POSSIBLE)

Almost a third (30%) of respondents have met someone from Morocco, almost a quarter have met someone from the Ukraine (23%) and more than a fifth have met a Tunisian (22%). 36%, however, have not met anyone from the countries listed in the questionnaire.

As was the case for the previous question, geographical proximity, immigration and tourism appear to be the key factors influencing citizens' levels of contact with people from neighbouring countries.

QA3 Have you ever met anyone from the following countries? (MULTIPLE ANSWERS POSSIBLE)						
	Highest percentage of YES		2nd highest percentage of YES		None of these (SPONTANEOUS)	DK
EU25	Morocco	30%	Ukraine	23%	36%	5%
BE	Morocco	64%	Tunisia	39%	24%	0%
CZ	Ukraine	50%	Egypt	11%	35%	8%
DK	Israel	43%	Egypt	33%	24%	2%
DE	Belarus	30%	Ukraine	28%	36%	3%
EE	Ukraine	53%	Belarus	42%	24%	12%
EL	Georgia	14%	Ukraine	14%	61%	0%
ES	Morocco	31%	Algeria	8%	56%	8%
FR	Morocco	73%	Algeria	73%	12%	3%
IE	Ukraine	16%	Morocco	14%	49%	7%
IT	Morocco	44%	Tunisia	30%	22%	11%
CY	Egypt	32%	Georgia	29%	21%	5%
LV	Ukraine	53%	Belarus	48%	31%	3%
LT	Belarus	48%	Ukraine	46%	26%	10%
LU	Morocco	34%	Tunisia	31%	36%	1%
HU	Ukraine	17%	Israel	5%	70%	5%
MT	Libya	34%	Tunisia	34%	42%	3%
NL	Morocco	65%	Israel	37%	19%	1%
AT	Egypt	30%	Tunisia	28%	29%	17%
PL	Ukraine	44%	Belarus	23%	42%	5%
PT	Ukraine	36%	Morocco	16%	48%	10%
SI	Ukraine	9%	Egypt	6%	80%	2%
SK	Ukraine	44%	Egypt	10%	44%	3%
FI	Morocco	24%	Israel	24%	43%	3%
SE	Lebanon	40%	Egypt	35%	20%	2%
UK	Egypt	24%	Israel	23%	48%	1%
CY (tcc)	Moldova	44%	Azerbaijan	38%	22%	3%
BG	Ukraine	24%	Armenia	16%	50%	10%
RO	Moldova	18%	Ukraine	6%	67%	9%
HR	Ukraine	11%	Israel	7%	73%	2%
TR	Azerbaijan	7%	Syria	4%	68%	17%

Due to historical and geographical reasons, considerably more citizens from the EU15 have met people from Maghreb countries: Morocco (36%), Tunisia (25%) and Algeria (21%) than respondents from the ten new Member States (Morocco 3%, Tunisia 4% and Algeria 3%).

On the other hand, compared to EU15 figures (Ukraine 19% and Belarus 13%), a higher proportion of citizens from new Member States have encountered Ukrainians (40%) and Belarusians (18%).

Less respondents in the 10 new Member States (answer "none of these" 45%) have met people from countries neighbouring the EU than those living in the EU15 (answer "none of these" 34%), probably due to lower levels of immigration and fewer opportunities to travel due to lower incomes. Furthermore, it is worth remembering that a significant number of respondents from Eastern Europe could not travel easily before the fall of the Iron Curtain.

Although tourism can provide opportunities for EU citizens to meet people from outside the EU, in certain countries which receive large numbers of tourists, a substantial number of interviewees claim not to have met anyone from the list of neighbouring countries.

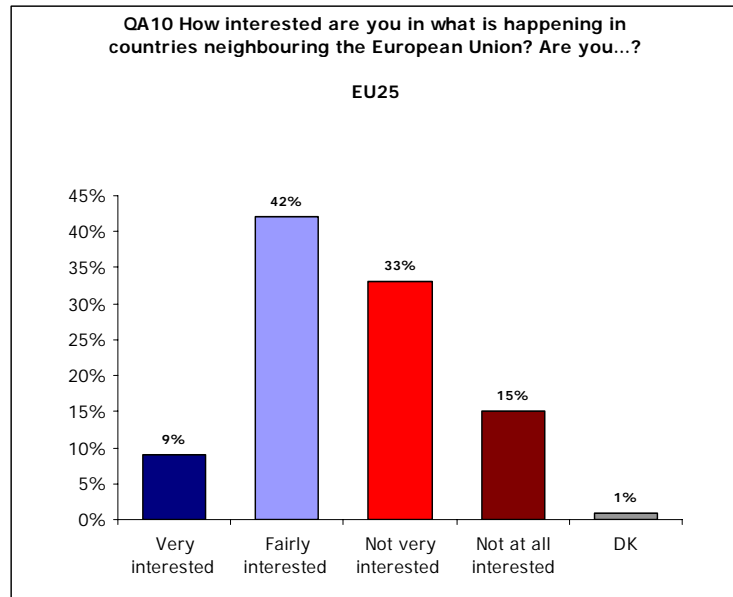
The proportion of "none of these" responses is particularly high in Slovenia (80%), Croatia (73%), Hungary (70%), Turkey (68%), Romania (67%), Greece (61%), Spain (56%) and Bulgaria (50%). This may be explained by respondents' perceptions that they are likely to meet "foreigners" when they travel abroad rather than when they are in their home country.

In socio-demographic terms, respondents with higher educational levels (who finished their full time studies at age 20 or later), managers and those who claim to be interested in neighbouring countries are more likely to have met people from countries neighbouring the EU. This may be attributable to higher standards of living and professional experiences in trade etc.

Respondents who left full time education at age 15 (answer "none of these" 47%), house persons (answer "none of these" 44%) and retired respondents (answer "none of these" 44%) appear to have the least contacts with neighbouring countries' nationals, compared to the EU average (36%).

Questionnaire source: QA10⁹

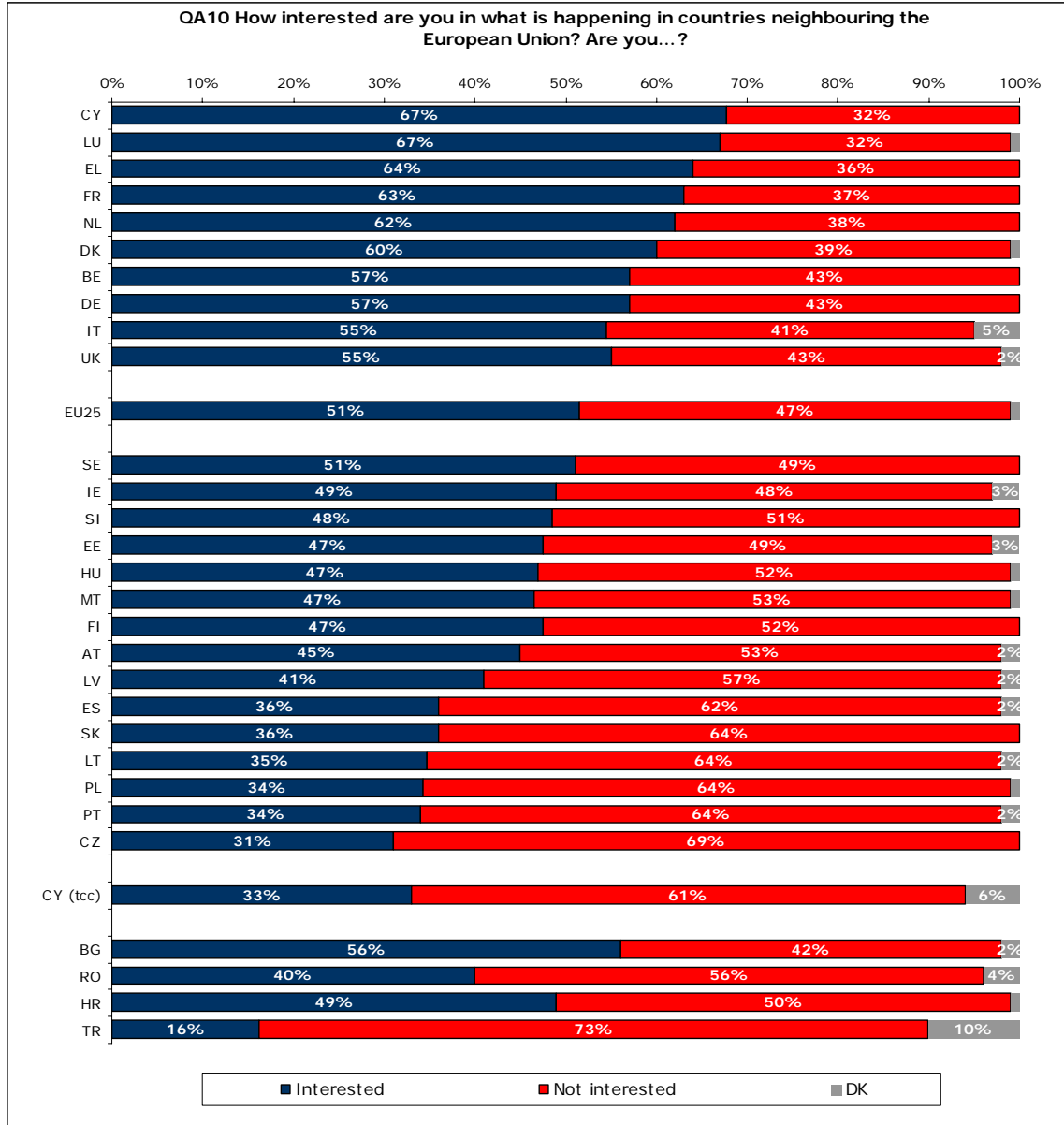
A slight majority (51%) of the EU population is interested in what is happening in neighbouring countries of the EU; a significant minority (48%), however, has little or no interest. Only 1% of the respondents answered "don't know" to this question.



A country by country analysis of results reveals the EU to be divided on this issue with a majority of citizens in half of the Member States (13 out of 25) having little interest in events in neighbourhood countries. This group includes Czech respondents (69%), Portuguese (64%), Poles (64%), Lithuanians (64%), Slovaks (64%) and Spaniards (62%). On the other hand, roughly two thirds of Cypriot respondents (67%), Luxembourgers (67%), Greeks (64%), French (63%), Dutch (62%) and Danes (60%) are interested in the EU's neighbours.

Almost three quarters of Turks surveyed (73%) said they were not interested in this topic.

⁹ QA10 How interested are you in what is happening in countries neighbouring the European Union? Are you...?



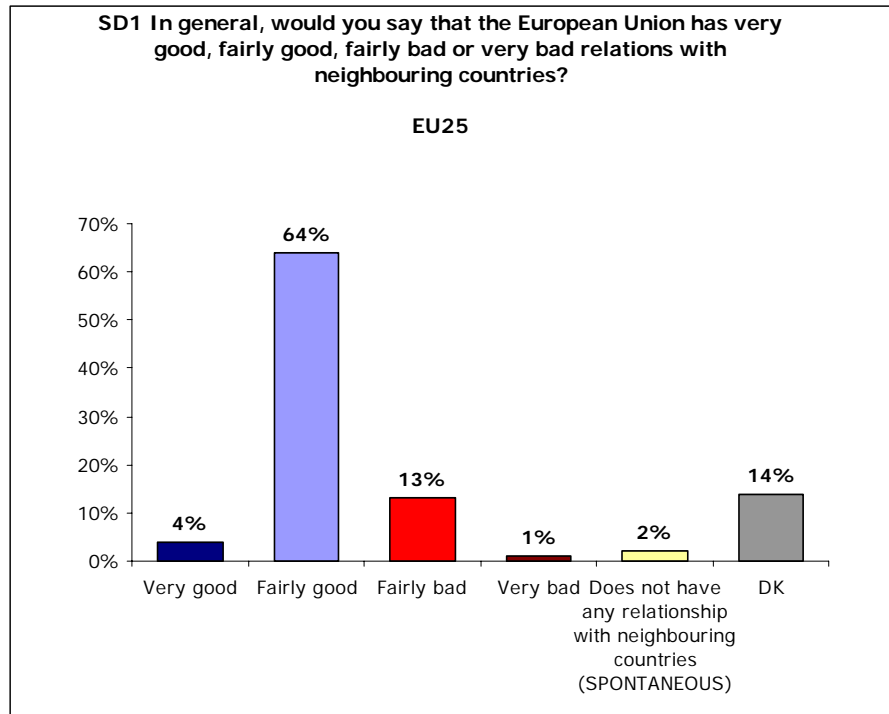
Socio-demographic figures suggest that male respondents (57%), people with higher educational levels (finishing education at age 20 or later: 66% compared to 39% of those who left full-time education at age 15), managers (67%) and the self-employed (59%) are more interested in what happens beyond the EU's borders.

Respondents with a multi-cultural background are also more interested in this issue, including people who were born in the EU but not living in their place of birth (64%), those born outside Europe (62%), interviewees whose at least one parent was born in another EU country (57%) or outside the EU (58%) as well as those whose both parents were born in different EU countries (64%).

This is also the case for those who consider the EU's relations with its neighbours to be good (60%), compared to those who do not (44%).

Questionnaire source: SD1¹⁰

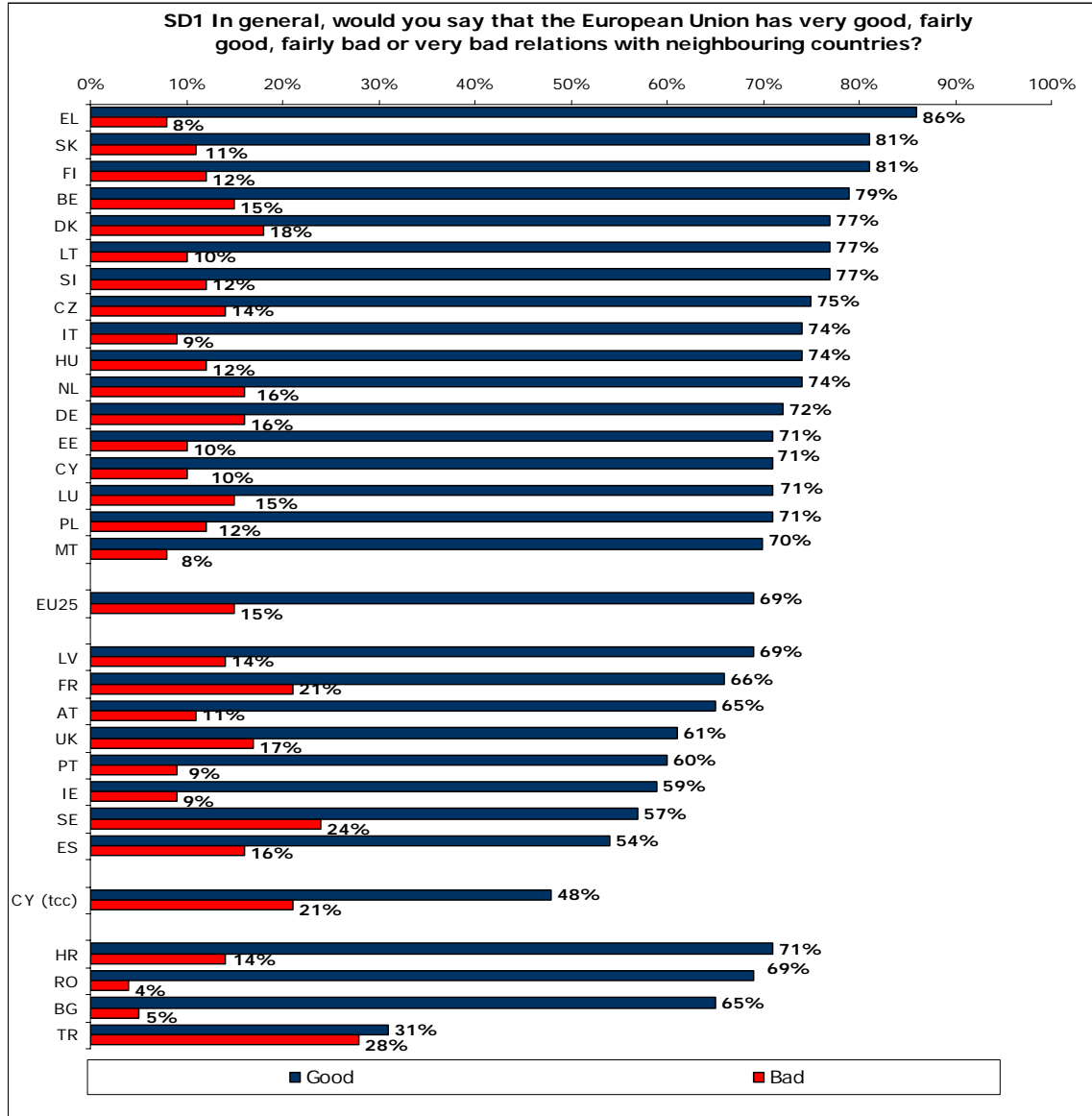
Some 68% of EU citizens consider the EU's relations with neighbouring countries to be good, 14% perceive them to be bad and 14% could not answer this question. Only 4% consider relations to be "very good", 64% believe they are "fairly good" and 2% say that the European Union has no relationship with neighbouring countries.



At the country level we find that in all Member States the majority of respondents (ranging from 54% in Spain to 86% in Greece) consider the EU's relations with surrounding countries to be "good". However, a significant proportion of respondents in Turkey (28%), Sweden (24%) and France (21%) consider relations to be "bad".

The relatively high rate of "don't know" responses in some countries may be due to a lack of information and / or interest in foreign and European affairs. About a quarter of respondents were unable to form an opinion on this issue in Ireland (28%), Spain (27%), Portugal (26%) and Malta (22%). The same trend can be observed in acceding and candidate countries such as Bulgaria (27%), Romania (25%) and Turkey (37%).

¹⁰ SD1 In general, would you say that the European Union has very good, fairly good, fairly bad or very bad relations with neighbouring countries?



Certain socio-demographic groups of respondents are slightly more confident about the EU's good relations with neighbouring countries than the European average (69%). These groups include male respondents (73%), people with higher educational levels (ending their studies at age 20 or later (75%) as well as managers (75%), other white collars and students (both 73%).

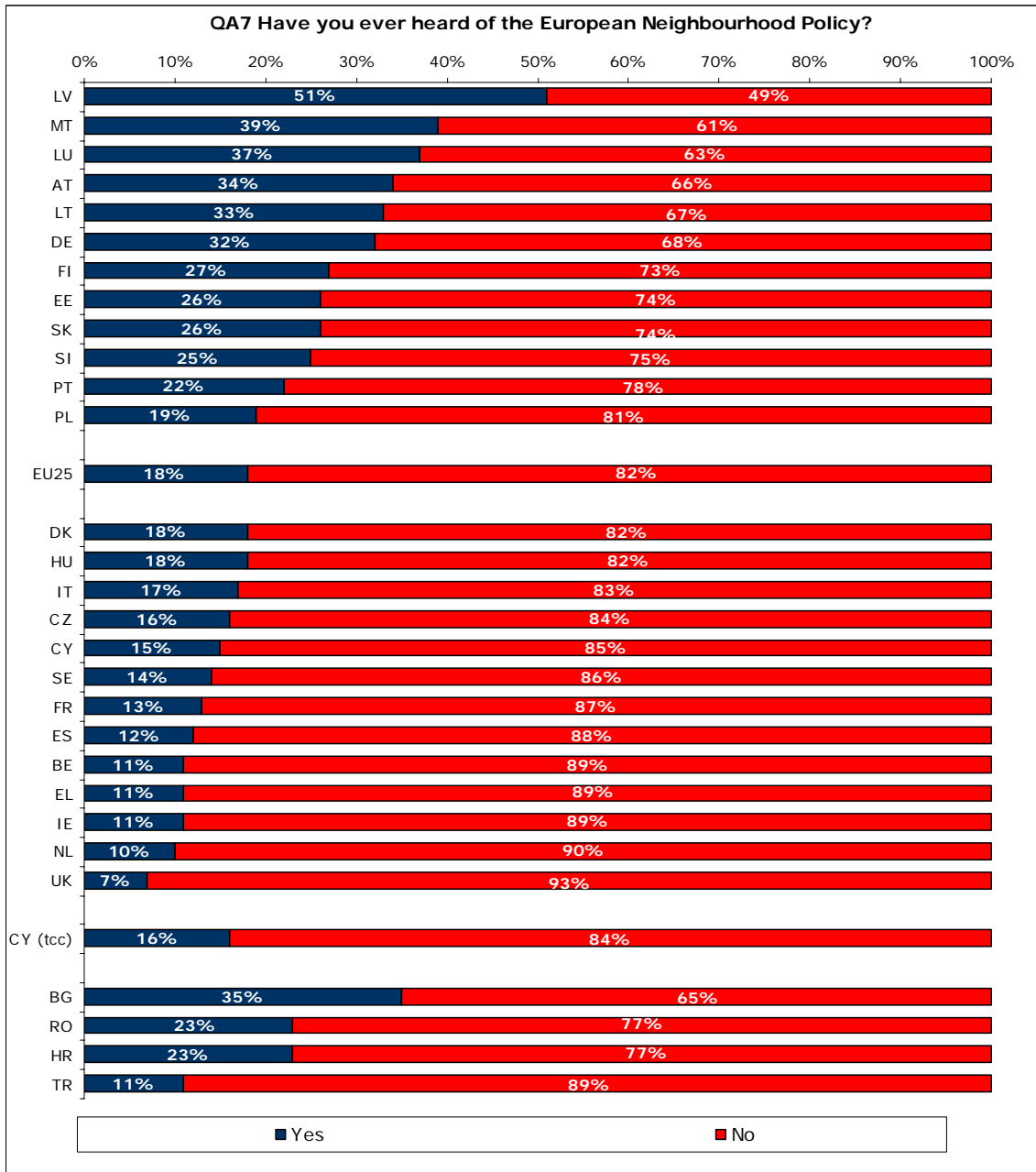
In addition, respondents born in the EU but not in the country where they currently live (74%), or born in Europe but outside the EU (76%), and those whose parents were born in two different EU countries (74%) appear also to be more positive about this issue.

Furthermore, it is encouraging that 80% of interviewees who claim to be interested in developments in neighbouring countries (and are presumably therefore better informed) feel the EU's relationship with these countries is good. This proportion falls to 57% among those with little or no interest in such issues.

3. Attitudes towards the EU’s European Neighbourhood Policy

Questionnaire source: QA7¹¹

Given the specific nature of this policy area, a low but significant number of respondents (18%) claim to have heard of the European Neighbourhood Policy. Unsurprisingly, for the great majority (82%) of respondents this topic is unfamiliar.



¹¹ QA7 Have you ever heard of the European Neighbourhood Policy?

A striking finding from the country by country analysis is that a majority of Latvian respondents (51%) are aware of the European Neighbourhood Policy (ENP). This is perhaps due to the country's intensive relations with neighbouring Russia (despite the fact that the EU does not cooperate with Russia within the framework of the ENP but through a separate Strategic Partnership). Furthermore, respondents in Malta (39%), Luxembourg (37%), Bulgaria (35%), Austria (34%), Lithuania (33%) and Germany (32%) also showed high awareness of this policy area.

In line with general trends concerning knowledge-related questions, the ENP is slightly better known among male respondents (21%), people with higher educational levels (finishing full time education at age 20 or later: 22%, compared to age 15: 13%) and those with a higher socio-economic status (managers 26% and the self-employed 24%).

A higher proportion of respondents born in the EU but not living in the country of their birth (26%), those whose parents were born in two different EU Member States (24%) and those who are interested in neighbouring countries (24%) claim to have heard of the policy.

3.1. Types of EU relationships with non – Member States

- There is support for enlargement and for specific relations with neighbouring countries –

This questionnaire sought to explore citizens' attitudes towards possible types of relations between the EU and non-Member States in three hypothetical perspectives: enlargement, cooperation within a special policy framework such as the ENP, or no special relationship.

Questionnaire source: QA5¹²

In contrast to the Standard Eurobarometer survey outcome (45% for enlargement vs. 42% against)¹³ **a striking majority (72%) of EU citizens would agree with further enlargement provided the process does not go too fast.** On the other hand, one in five (21%) would disagree even if future enlargement was at a slower pace. Considering the discrepancy (27 percentage points) between these two results and the additional condition (concerning the speed of enlargement) added to this survey, we can assume that more EU citizens would agree with the idea of enlargement if they perceived that the process was moving at an acceptable speed.

¹² QA5 Please tell me, for each of the following statements, if you agree or disagree with it.

1. The EU could invite other countries to join in the future but should not enlarge too fast
2. Parallel with the ongoing enlargement process, the EU should offer another type of relationship to other neighbouring countries that does not go as far as EU membership
3. Once the current enlargement process is over, the EU should not have specific relationships with countries outside its borders but instead treat them the same as any other third countries

¹³ Standard Eurobarometer Spring 2006: QA30.4 What is your opinion on each of the following statements? Please tell me for each statement, whether you are for it or against it.

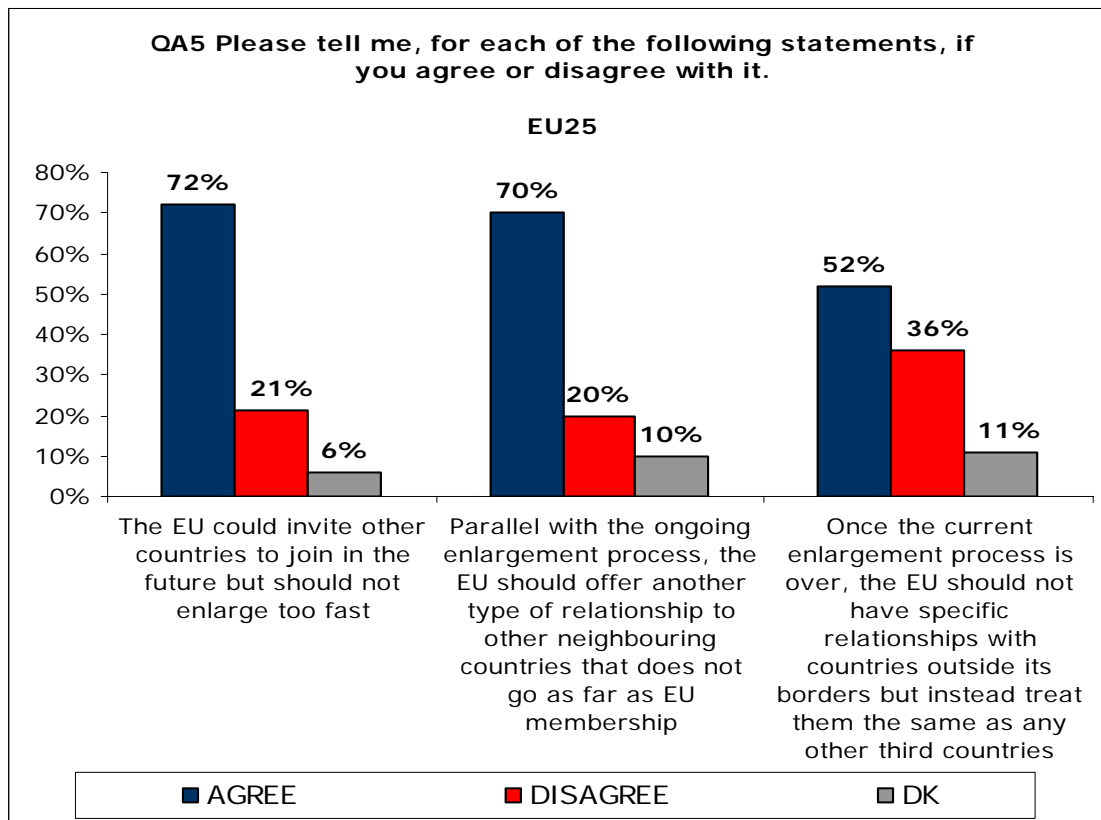
4. Further enlargement of the European Union to include other countries in future years.

Over two thirds of the EU population (70%) agree that, in parallel to the ongoing enlargement process, the EU should offer other neighbouring countries a different type of relationship which falls short of full membership. Only a fifth (20%) of respondents opposes this idea while 10% cannot form an opinion.

Surprisingly, European public opinion appears more divided (only 16 percentage points difference between the two views) when it comes to the question of whether the EU should treat neighbouring countries in the same way as any other third countries, once the current enlargement is over.

Without questioning the ongoing enlargement process, the majority of those surveyed (52%) consider that the EU should not treat its neighbours differently from any other countries, once the current enlargement process is completed. More than one in three respondents (36%) disagrees with this suggestion and 11% say they “don’t know”.

From the European-level analysis, it can be concluded that EU citizens’ support the idea of enlargement provided it happens at a moderate speed. A majority also believe that the EU should develop special relationships with neighbouring countries in parallel with the current enlargement process.



Analysis of country by country results reveals no striking differences compared to the overall EU picture. However, opposition to the concept of special relationships with surrounding countries does vary between countries.

Regarding country by country results of support levels for enlargement on the condition that it does not happen quickly, it is worth mentioning that roughly one third of respondents from Germany (34%) and Austria (31%) reject EU enlargement regardless of the speed of the process. Considering that according to the Standard Eurobarometer 65¹⁴, 66% of Germans and 61% of Austrians oppose enlargement in general, it can be assumed that citizens of these countries are strong opponents of future EU enlargement.

In other Member States where public opinion is generally against enlargement (Luxembourg 65%, France 62%, Finland 60%), the level of rejection falls to around the EU average (Luxembourg 22%, France 21%, Finland 21%) when the caveat of “not too fast” is added to the questionnaire. This suggests that these countries have reservations concerning the **timing of enlargement** but would not oppose the process were it to happen more slowly.

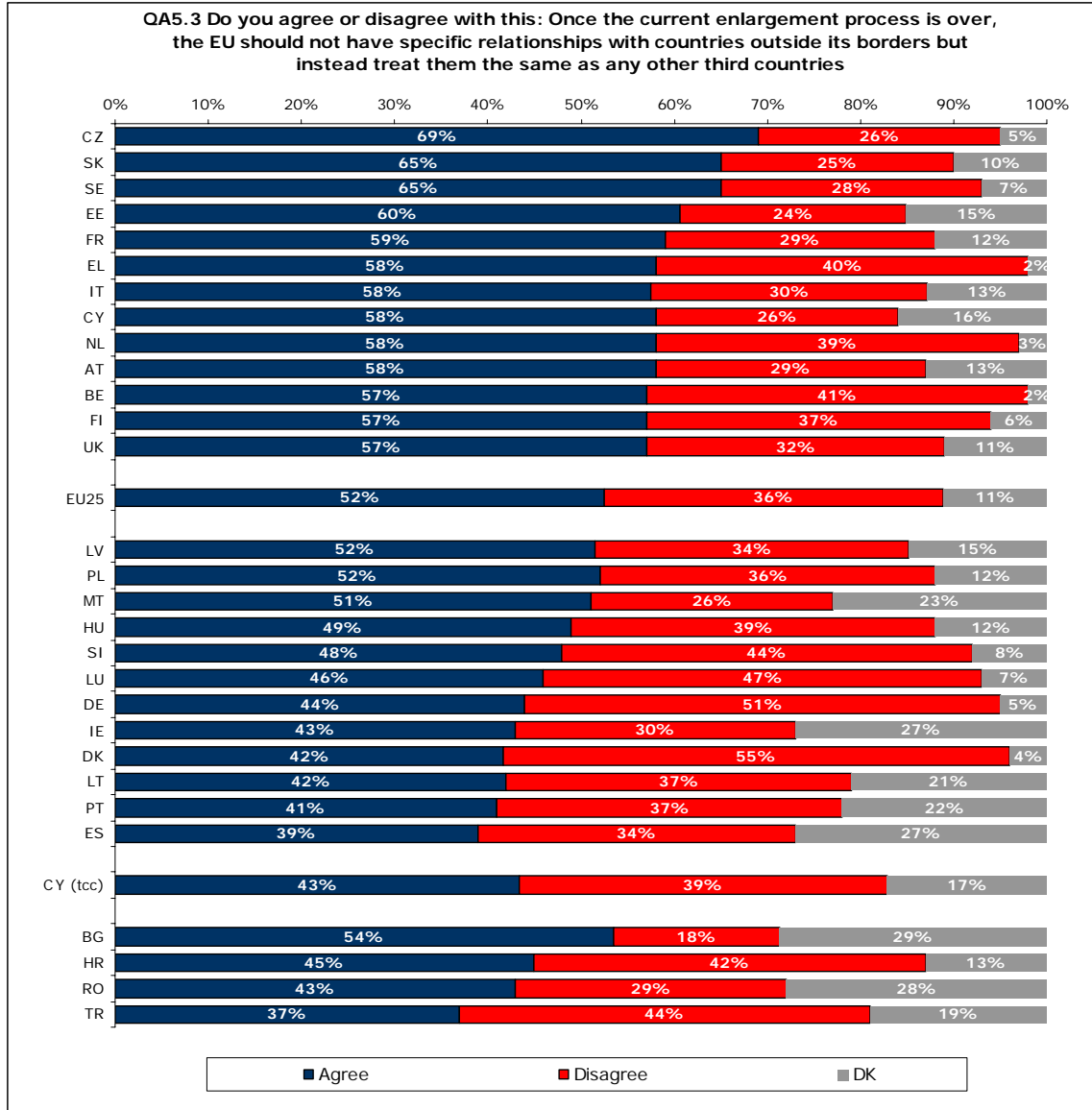
It is interesting to note that the majority of Danish respondents (52%), Swedes (51%) and some 46% of Cypriots “totally agree” with the idea of enlargement if it does not happen too quickly, suggesting a strong commitment in these countries to the idea of enlargement (the EU25 average is 28%). This is in keeping with Standard Eurobarometer 65 results which reveal citizens of these Member States to be generally in favour of new countries joining the EU (Denmark 51%, Sweden 49% Cyprus 58%). We can also compare these new results with the proportion of “agree” answers which is 72% for EU25, 85% in Denmark and Sweden and 81% in Cyprus.

Cypriots are the strongest supporters (77%) of a specific EU relationship with neighbouring countries falling short of EU membership. Moreover 43% of Cypriot respondents “totally agree” with the establishment of such relations.

Conversely, more than a quarter of Dutch (29%), Czech (28%) German (27%) and Turkish (27%) respondents oppose the idea of special EU relationships with surrounding countries.

With the exception of Denmark (disagree: 55% vs. 42%), Germany (disagree: 51% vs. 44%), Luxembourg (disagree: 47% vs. 46%) and Turkey (disagree: 44% vs. 37%), a majority in each country surveyed consider that when the current enlargement process ends the EU should not maintain specific relationships with countries outside its borders. This is particularly the case among Czech (69%), Slovak (65%) and Swedish (65%) respondents.

¹⁴ Fieldwork was carried out March–May 2006.



Socio-demographic variables reveal that the better-educated, those with higher socio-economic status (managers, other white collar workers, the self-employed and students) tend to agree more with the idea of enlargement occurring at a moderate speed. These groups also support developing specific relationships with EU neighbours.

Age also appears to affect attitudes towards enlargement, with younger respondents (77% of interviewees aged 15-24 compared to 67% of persons 55 years or older) showing greater support.

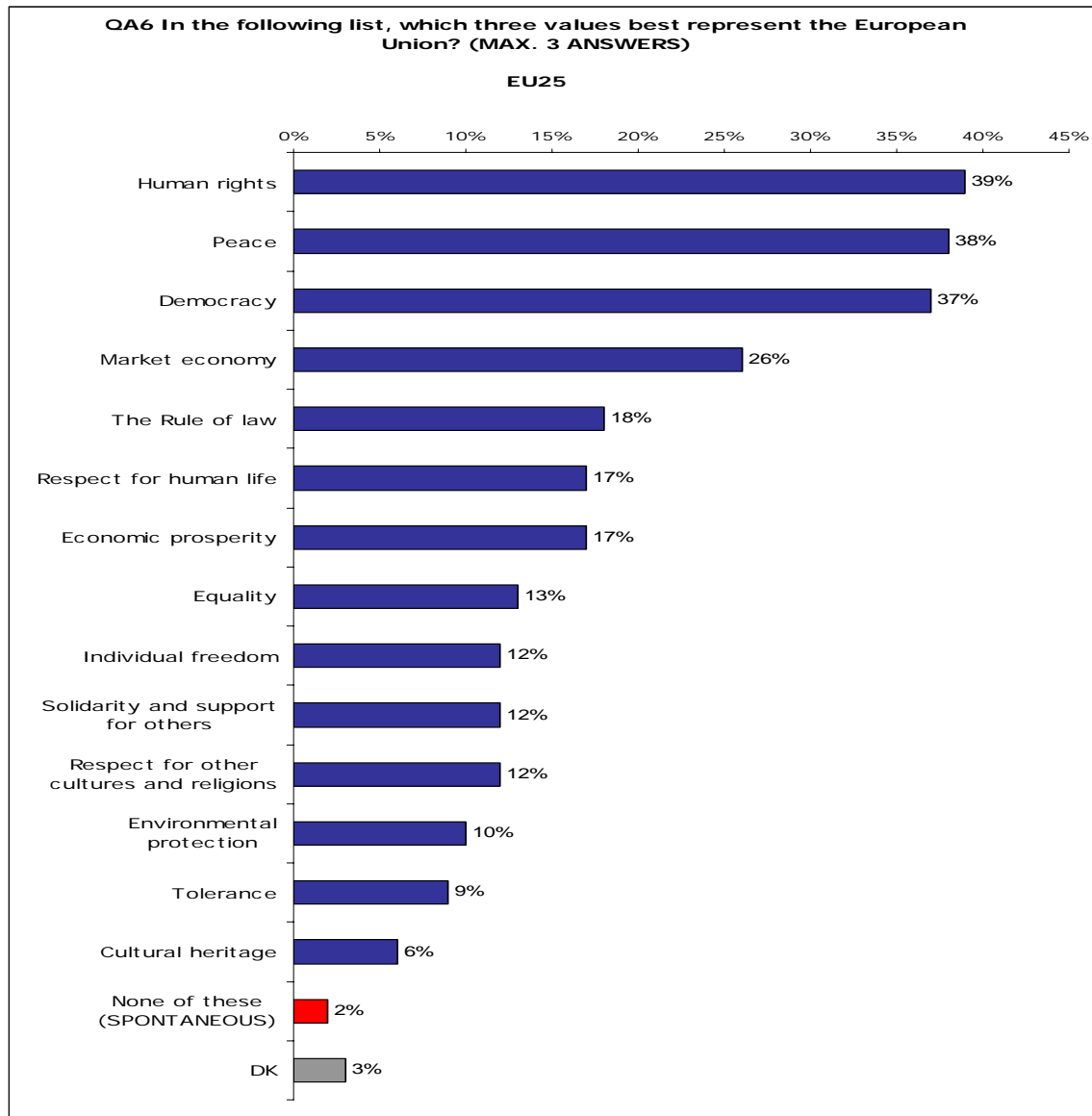
Perhaps unsurprisingly, citizens with at least one parent born outside the EU (78%) are stronger supporters of developing further relations with neighbouring countries in parallel to the ongoing enlargement process (EU average level of support is 70%).

3.2. Objectives of the European Neighbourhood Policy

- Human rights, peace and democracy best represent EU values-

Since the European Neighbourhood Policy (ENP) is based on the concept of shared values and common interests which should ensure mutual prosperity, stability and security,¹⁵ this chapter first examines how EU citizens perceive the values of the EU. It then looks at concrete fields of cooperation between the EU and its neighbours which are intended to contribute to stability, security and prosperity. With these areas in mind, it examines how much importance EU citizens attach to different aspects of the EU's relations with its neighbours.

Questionnaire source: QA6¹⁶



¹⁵ http://ec.europa.eu/world/enp/faq_en.htm#1.3

¹⁶ QA6 In the following list, which three values best represent the European Union? (MAX. 3 ANSWERS)

Across the EU, a significant number of citizens consider human rights (39%), peace (38%) and democracy (37%) as the values that best represent the EU. For many of those surveyed (26%), the market economy is also an important value.

There are only slight differences between the views of the EU15 and the 10 new Member States, with respondents from the former tending to underline peace (39% vs. new Member States: 32%) and respondents in the new Member States tending to highlight “market economy” (30% vs. EU15: 25%) and “environmental protection” (16% vs. EU15: 9%) when asked about European values.

**QA6 In the following list, which three values best represent the European Union?
(MAX. 3 ANSWERS)**

	Human rights	Peace	Democracy	Market economy
EU25	39%	38%	37%	26%
BE	43%	37%	38%	29%
CZ	39%	36%	36%	35%
DK	40%	34%	48%	41%
DE	46%	47%	48%	27%
EE	38%	34%	27%	31%
EL	33%	51%	41%	21%
ES	25%	22%	32%	21%
FR	48%	46%	32%	22%
IE	36%	30%	23%	29%
IT	32%	41%	36%	20%
CY	55%	37%	40%	13%
LV	42%	27%	25%	43%
LT	41%	31%	36%	20%
LU	45%	50%	33%	18%
HU	39%	36%	34%	36%
MT	34%	36%	28%	20%
NL	46%	30%	45%	33%
AT	22%	41%	39%	29%
PL	38%	28%	39%	27%
PT	19%	35%	34%	23%
SI	28%	45%	39%	32%
SK	32%	34%	39%	39%
FI	37%	37%	26%	38%
SE	35%	54%	38%	31%
UK	43%	31%	26%	27%
CY (tcc)	43%	17%	26%	9%
BG	40%	24%	22%	32%
RO	38%	25%	30%	16%
HR	34%	33%	35%	31%
TR	47%	20%	26%	11%
Highest percentage for a value within a country			Highest percentage for a value in the EU25	

More than others, Cypriot respondents (55%) emphasize the importance of human rights although French (48%), Turkish (47%) and Dutch (46%) interviewees also consider it to be an important EU value.

For the majority of Swedish (54%), Greek (51%) and Luxembourgish (50%) respondents, the most important value is “peace” while Germans (48%) and Danes (48%) put “democracy” in first place.

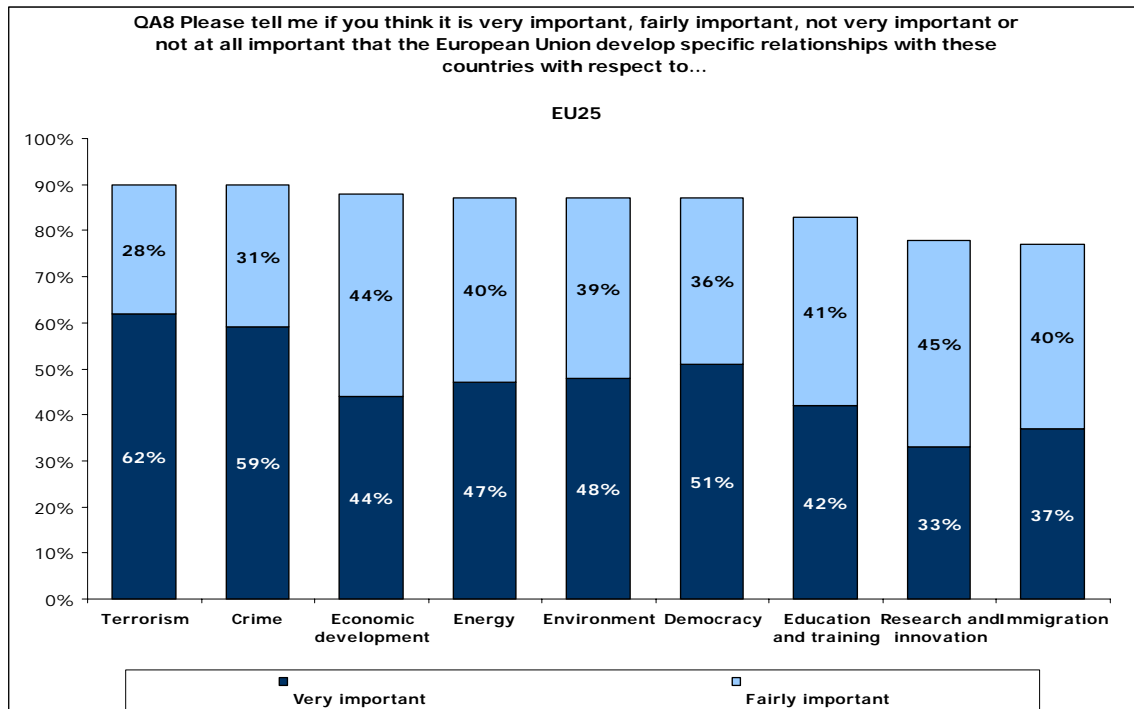
Danish (41%), Slovak (39%), Finnish (38%) and in particular Latvian (43%) citizens attach more significance to the “market economy”.

In socio-demographic terms, it is worth noting that the “market economy” represents an important EU value in the eyes of respondents with higher levels of education (finishing education at age 20 or later: 33%; those at age 15: 18%) and with higher socio-economic status (managers 37%, self-employed 32% and other white collar workers 31%).

“Peace” embodies one of the major values of the EU for a higher proportion of elderly (over 55 years) and retired respondents (both 44%); although 47% of people who left full-time education at age 15 also hold the same view.

- Citizens of the EU25 strongly support cooperation in specific areas between the EU and its neighbours –

Questionnaire source: QA8¹⁷



¹⁷ QA8 For each of the following areas, please tell me if you think it is very important, fairly important, not very important or not at all important that the European Union develop specific relationships with these countries (see map on page 9) with respect to...
 1. Immigration; 2. Environment; 3. Energy; 4. Research and innovation; 5. Democracy; 6. Crime; 7. Economic development; 8. Education and training; 9. Terrorism

An overwhelming majority of EU citizens find the issues mentioned in the survey to be important in terms of developing specific relationships with neighbouring countries.

It appears that interviewees are concerned about their security and hence attach enormous significance to cooperation on terrorism (90%) and crime (90%) with countries bordering the EU.

Other issues which respondents consider to be key areas for cooperation include economic development (88%), energy (87%), environment (87%) and democracy (87%).

Of the nine issues included in the survey, interviewees regard specific relationships in the fields of education and training (83%), research and innovation (78%) and immigration (77%) as the least important.

The low “don’t know” rates recorded in responses suggests that respondents are generally aware of the relevance of the issues on which they were questioned.

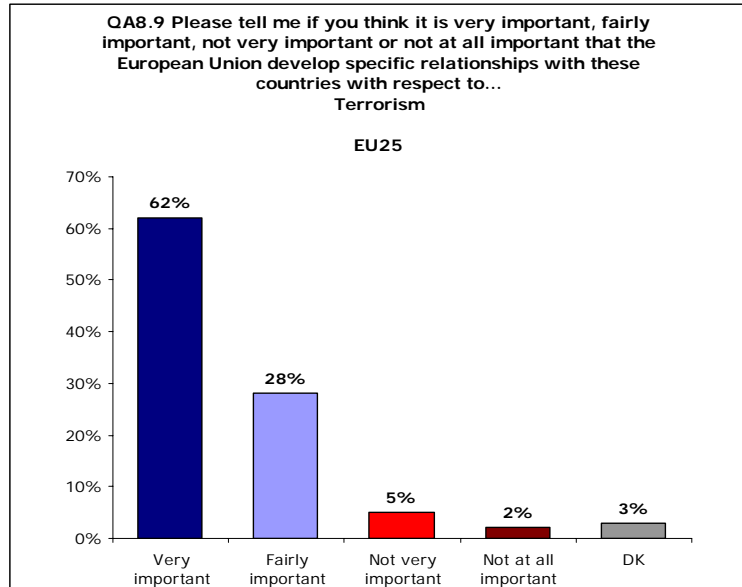
There are no remarkable differences in country and socio-demographic results with respect to aggregated “important” and “not important” answers. However, if the figures for “very important” and “fairly important” responses are examined, one gets a sense of the intensity of perceptions.

The aggregated figures show that Hungarians, Poles and Slovenians support specific relations with neighbouring countries of the EU, on most issues, slightly more than other nationalities. On the other hand, the French, Finns and Austrians tend to be more sceptical about certain areas of cooperation.

As one would expect, a higher number of respondents who consider the EU’s relations with its neighbours to be good also tend to characterise the issues listed in the survey as important.

Questionnaire source: QA8.9

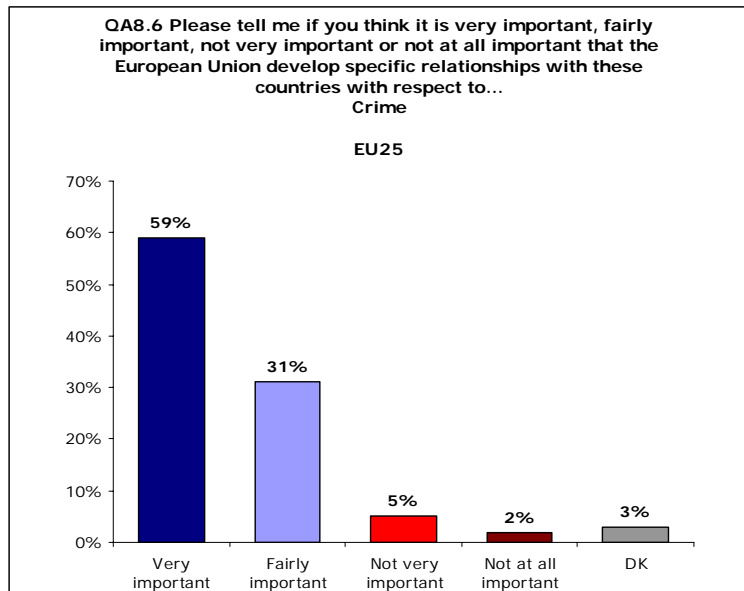
Cooperation in fighting terrorism is the most significant issue for EU citizens, with 90% considering it “important” and 62% saying it is “very important”. Only 7% believe it has little or no importance.



At the country level it is worth mentioning that around three quarters of respondents from the UK (75%), Denmark (73%), Cyprus (73%) and Sweden (73%) consider cooperation in fighting terrorism to be “very important”.

Questionnaire source: QA8.6

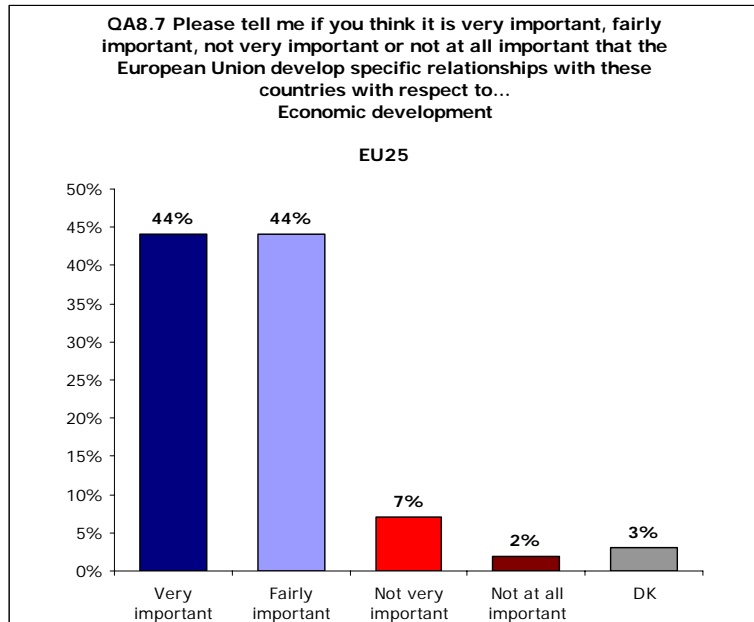
The possibility of security cooperation between the EU and neighbouring countries to fight organised crime is “important” to nine out of ten (90%) respondents and a majority (59%) believe it is “very important”. Only 7% hold the opposite view.



A considerable proportion of Swedish (75%), Cypriot (73%) and Bulgarian (72%) interviewees attach particular importance to this subject. On the other hand, less Maltese and Slovenians (both 41%) as well as Portuguese (44%) are convinced of high importance of cooperation on fighting organised crime.

Questionnaire source: QA8.7

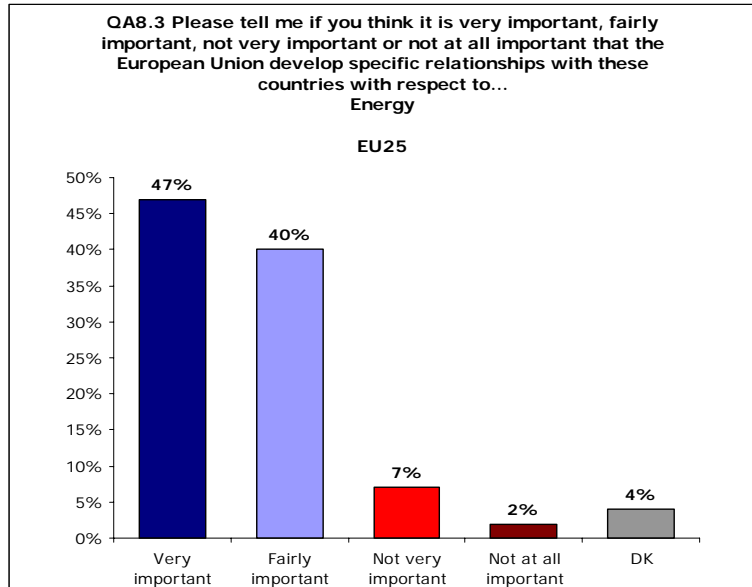
For 88% of the EU25 population it is “important” for the EU to develop economic development cooperation with surrounding countries, with only 9% disagreeing.



Cooperation in the field of economic development is particularly important for respondents from Cyprus (64%), the Turkish Cypriot Community (63%), Bulgaria (63%), Romania (62%) and Croatia (62%).

Questionnaire source: QA8.3

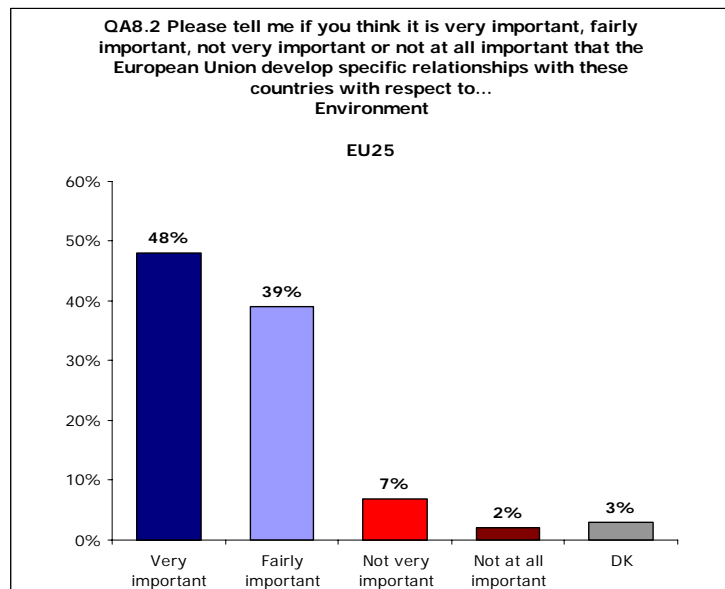
With respect to European Commission efforts to promote closer energy cooperation within and beyond the European Union's borders, the support of 87% of EU citizens is encouraging. 47% of respondents see energy as "very important" and only 9% hold the opposite view.



Roughly two thirds of Cypriot (65%) and Hungarian (62%) respondents strongly support this policy.

Questionnaire source: QA8.2

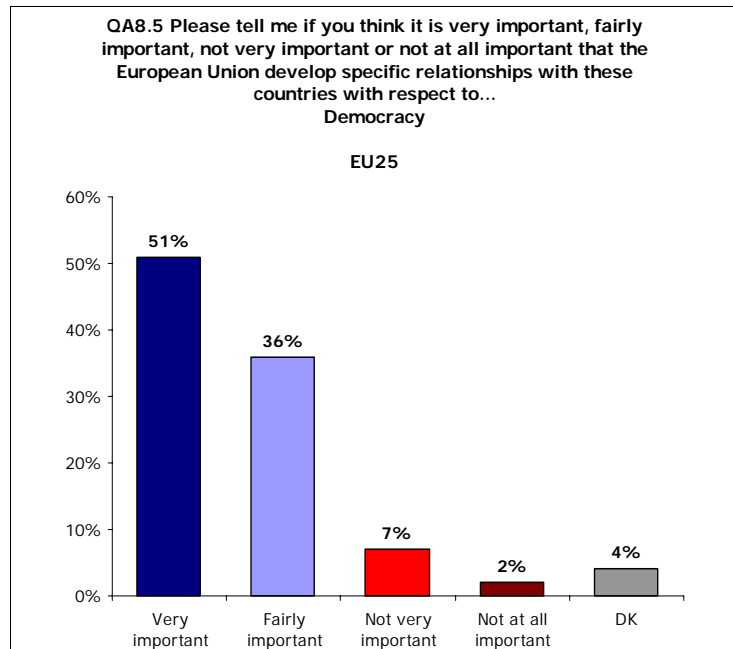
For 87% of EU citizens it is “important” to work together with neighbouring countries on environmental issues, with only 9% holding opposite views.



A considerable number of Swedes (71%), Danes (65%) and Hungarians (60%) surveyed consider the environment to be “very important” aspect of such cooperation with Nordic respondents showing a specific attachment to environmental protection.

Questionnaire source: QA8.5

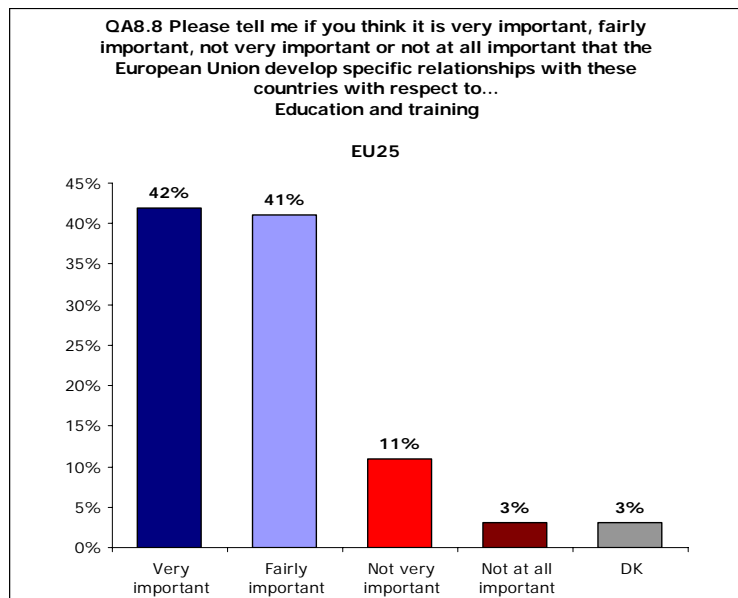
Most respondents (87%) believe the EU should develop specific relationships with its neighbours with respect to democracy; a majority (51%) see this area as “very important” while 9% disagree.



A majority of Cypriots (71%), Swedes (68%), Greeks (66%) and Danes (65%) polled consider democracy to be a crucial factor in EU relations with neighbouring countries.

Questionnaire source: QA8.8

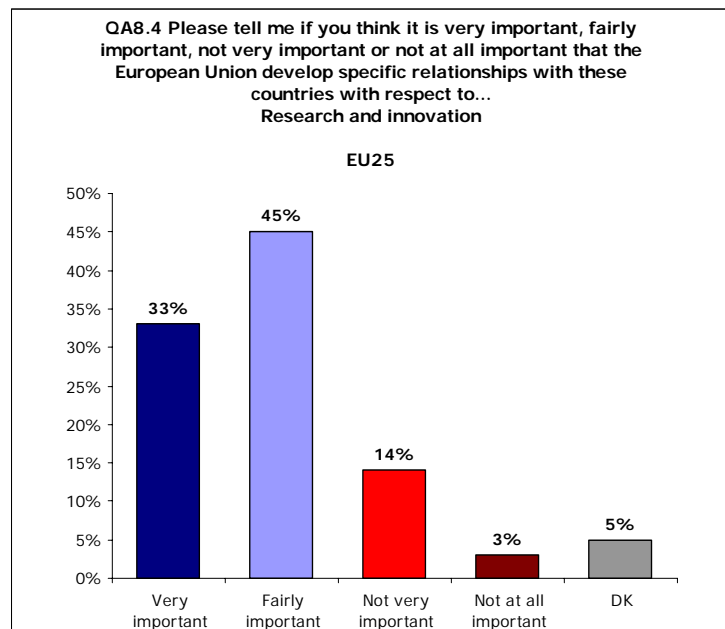
A substantial majority of EU citizens (83%) consider cooperation on education and training to be "important", whereas 14% do not.



Respondents living in Cyprus (65%), the Turkish Cypriot Community (65%) and Turkey (61%) attach considerable importance to education and training cooperation. This may imply that citizens of these countries would like to see a greater EU role in this field. In contrast, roughly a quarter of German (23%) and Swedish (23%) interviewees attach little importance to this kind of cooperation.

Questionnaire source: QA8.4

For 78% of the EU population research and innovation should play a part in closer EU cooperation with surrounding countries, while 17% hold the opposite view.

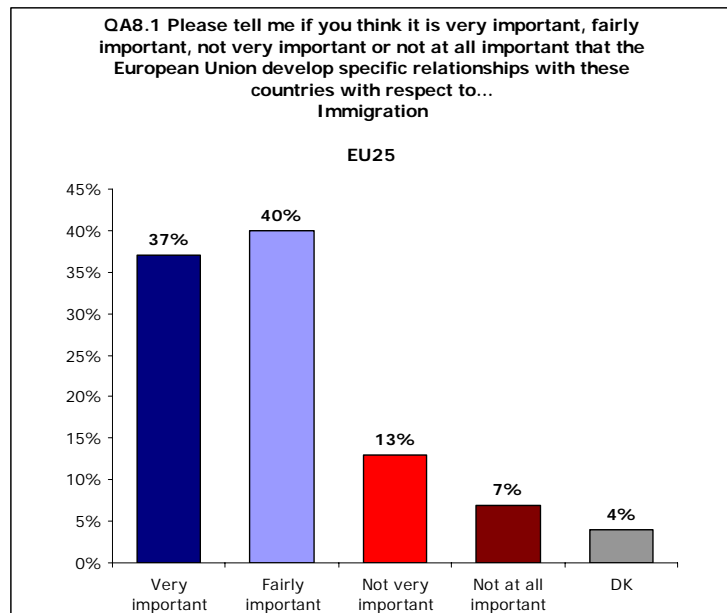


A majority of respondents in Cyprus (52%), the Turkish Cypriot Community (51%), Hungary (48%) and Romania (48%) see research and innovation as a vital component of the EU's relations with neighbouring countries.

A considerable proportion of Dutch (33%), German (28%), Finnish (27%) and Danish (25%) respondents hold the view that specific research and innovation relationships are of little or no importance.

Questionnaire source: QA8.1

EU citizens consider immigration to be the least important issue (from a list of issues in the survey) for future cooperation with neighbouring countries. Nevertheless, a large majority (77%) still believe that it is important to develop specific relationships related to immigration, while 19% disagree.



The majority of Turkish Cypriot (55%), Danish (52%) and Spanish (51%) respondents see immigration as a “very important” issue for future relations with neighbouring countries.

About three in ten interviewees from the Netherlands (30%), Belgium (30%), Germany (28%), Cyprus (28%) and France (26%) believe that immigration is not an essential area for cooperation.

3.3. Perception of advantages and disadvantages of the European Neighbourhood Policy

3.3.1 Political aspects of the European Neighbourhood Policy

- A broad majority of EU citizens believe that EU assistance to neighbouring countries can serve to extend peace and democracy beyond the EU's borders-

As seen in the previous chapter, respondents consider human rights, peace and democracy to be the key values that best represent the European Union. This section will examine whether EU citizens think that neighbouring countries share these values and whether the EU can or should extend or promote these values through its policies. It also looks at how the public perceives cooperation with these countries and what people think the EU should do when cooperation is not working.

Values of the European Union

Questionnaire source: QA9a.1¹⁸

Sharing common values with neighbouring countries could simplify relations and pave the way towards agreements as it brings cultures closer together. It is not, however, a precondition of effective cooperation and working together efficiently.

About 60% of those surveyed think that neighbouring countries of the EU do not share the same values as the European Union. Conversely, almost a third of respondents (31%) believe in the existence of a community of values which the EU shares with the neighbouring countries listed in the survey.

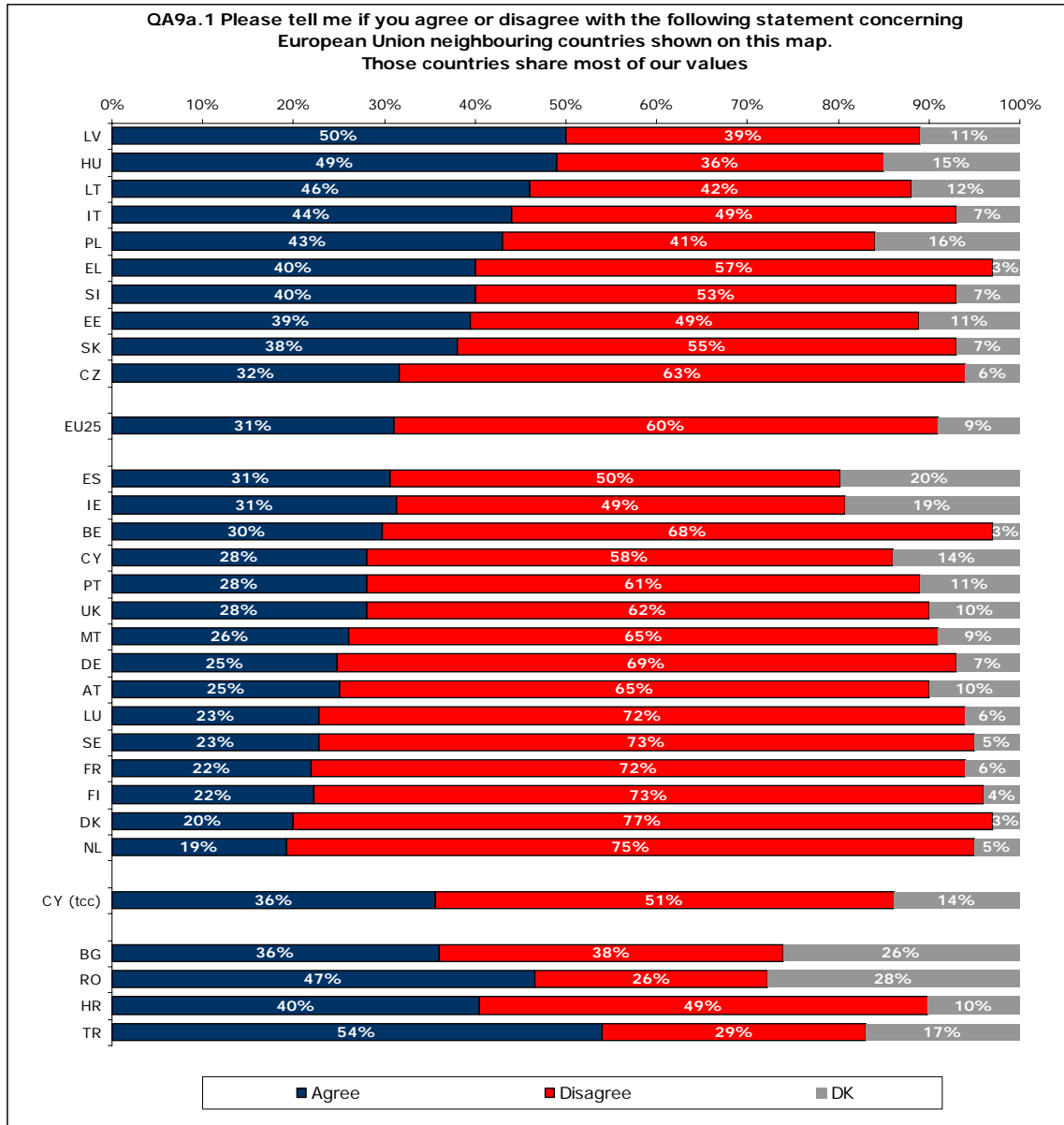
There is a substantial cleavage between the perception of citizens from the EU15 and from the 10 new Member States: people living in the new Member States are more likely to regard the neighbourhood countries as having the same values (45% vs. 42%) compared to the EU15 (63% vs. 29%).

On the country level, most figures correspond to the EU25 average. In Denmark (77%), the Netherlands (75%), Finland (73%), Sweden (73%), France (72%) and Luxembourg (72%), respondents are the most sceptical about the idea of sharing common values with the EU's neighbours.

¹⁸ QA9a Please tell me if you agree or disagree with each of the following statements concerning European Union neighbouring countries shown on this map. (see page 9)

1. Those countries share most of our values

In contrast to the general picture, a majority of Turks (54%), Latvians (50%), Hungarians (49%), Romanians (47%), Lithuanians (46%) and Poles (43%) surveyed agree that the neighbourhood countries share the same values as the EU.



An analysis of socio-demographic categories reveals, significantly, that young people (age 15-24, 36%) and students (37%) believe more in the existence of a community of values shared by the EU and its neighbours.

Peace and democracy are two of the values which most respondents believe best represent the EU. A majority of respondents also believe these values to be transferable to neighbouring countries through EU assistance.

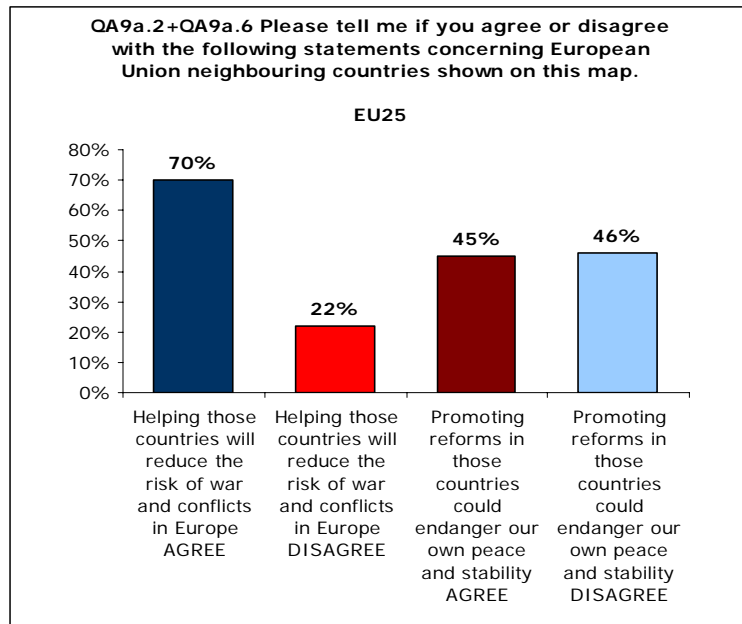
At the same time they are also worried about peace and stability at home, which they think could be endangered by promoting reforms in neighbouring countries.

Questionnaire source: QA9a.2 and QA9a.6¹⁹

Since both of the following questions deal with aspects of peace, comparing them may throw light on possible public ambivalence towards this issue.

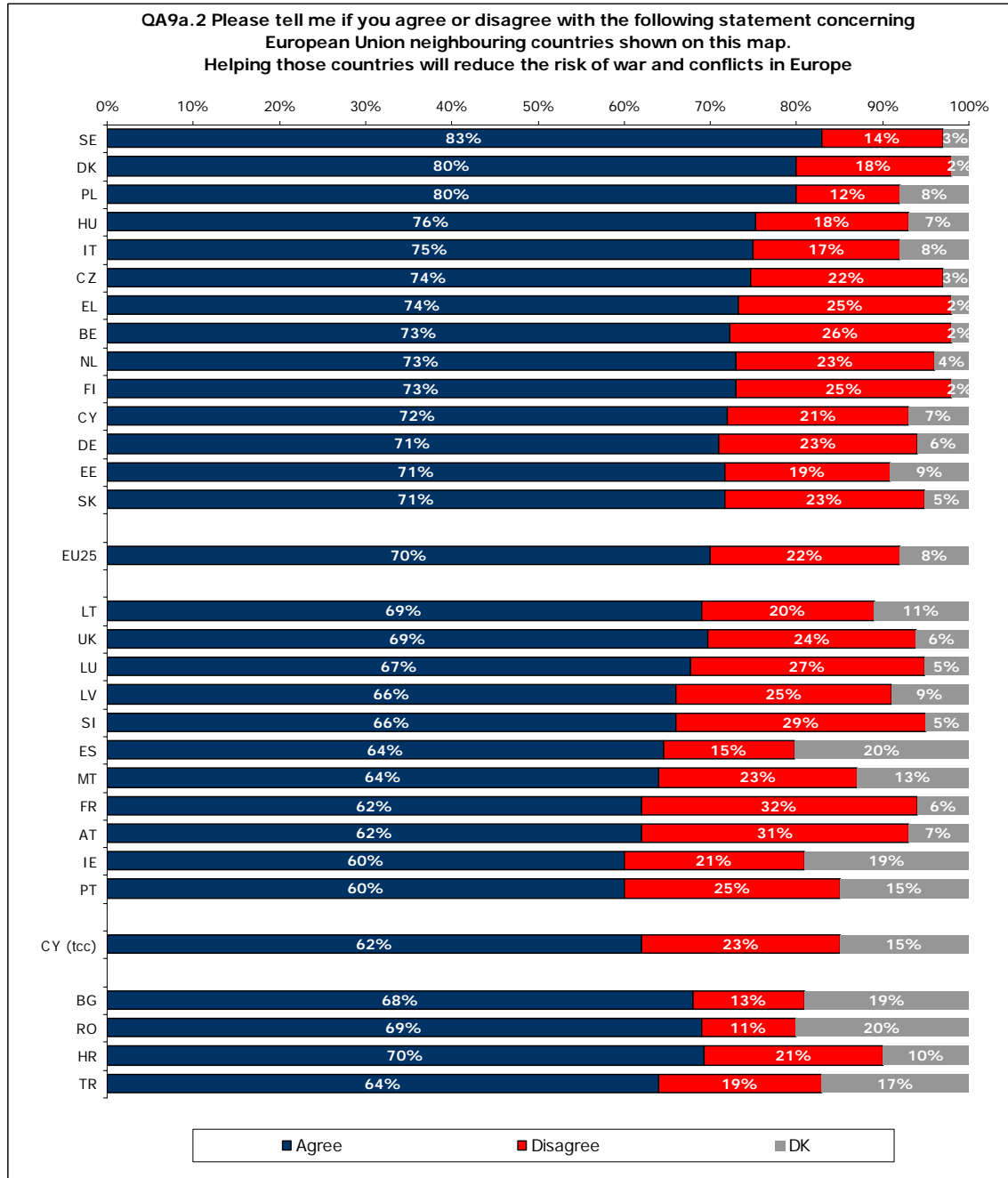
Some 70% of the EU population believe EU assistance to neighbouring countries will reduce the risk of war and conflicts in Europe; 22% do not agree.

However, opinion is extremely divided when it comes to the possible consequences of EU involvement in the internal affairs of neighbouring countries. Although a slim majority (46%) does not believe that promoting reforms in surrounding countries could the EU's endanger peace and stability, 45% think that EU-sponsored reforms in these countries could pose a danger to their own security. It should also be noted however, that the wording "could endanger" implies a potential rather than a definite threat.

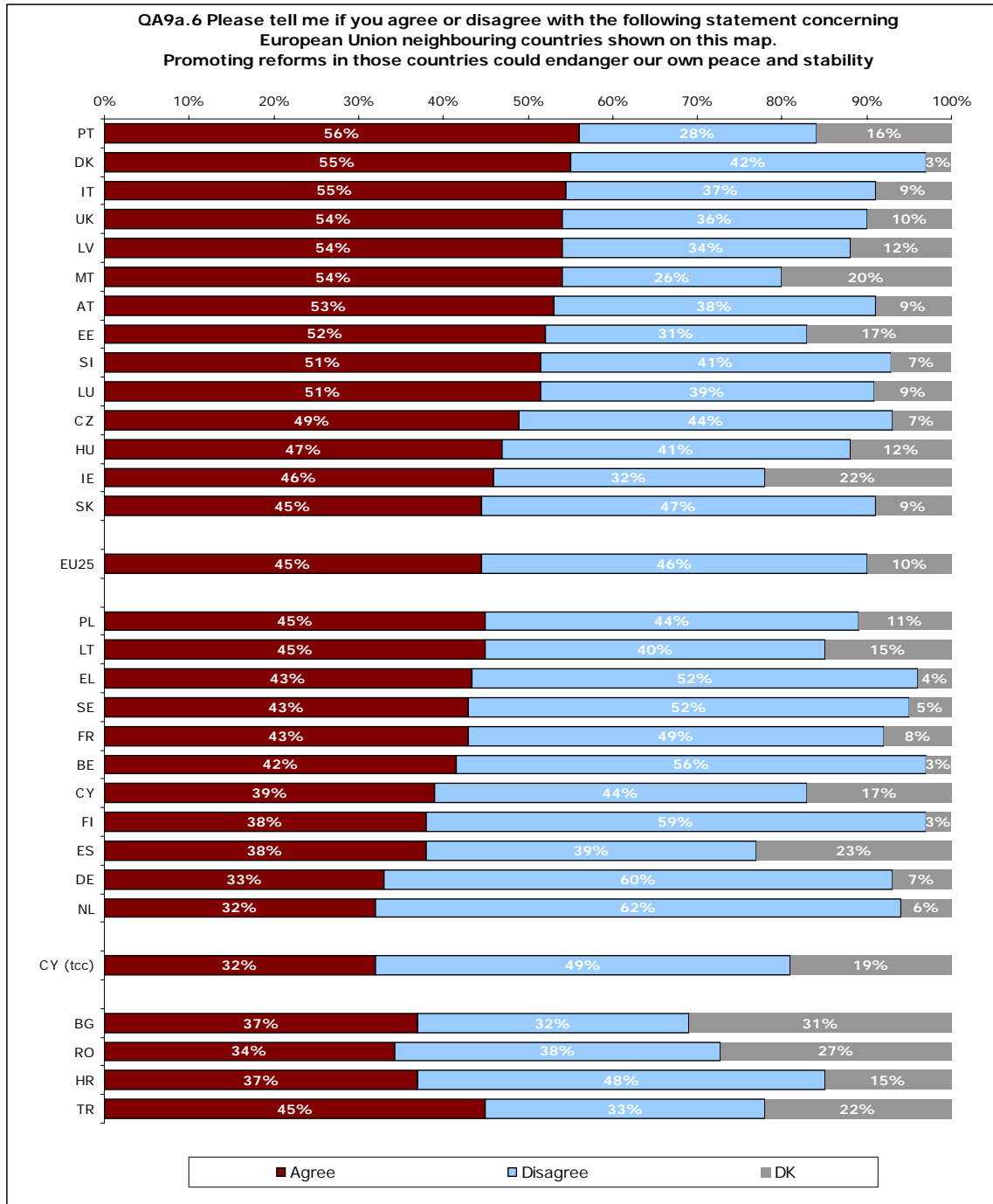


¹⁹ QA9a Please tell me if you agree or disagree with each of the following statements concerning European Union neighbouring countries shown on this map. (see page 9)
 2. Helping those countries will reduce the risk of war and conflicts in Europe
 6. Promoting reforms in those countries could endanger our own peace and stability

Country by country analysis reveals that a substantial majority of Swedes (83%), Danes (80%) and Poles (80%) polled believe that helping the EU's neighbours will reduce the risk of wars and conflicts in Europe. On the other hand French (disagree: 32%), Austrian (disagree: 31%) and Slovenian (disagree: 29%) respondents are the least convinced.



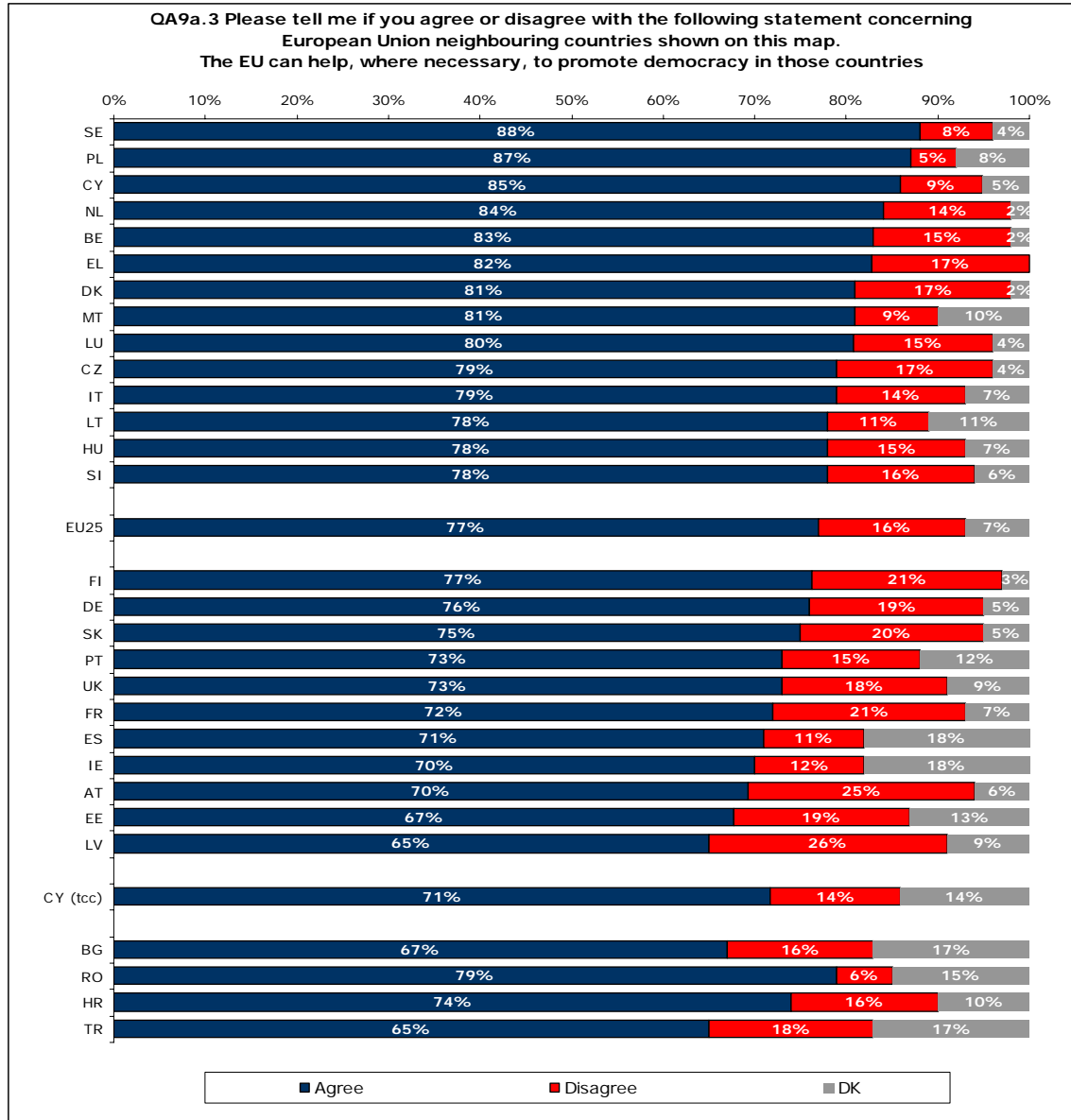
In 15 Member States as well as in Turkey (45%) and Bulgaria (37%), a majority of respondents fear possible negative consequences to their own security due to EU efforts to promote reforms in neighbouring countries. In contrast, a majority of Dutch (62%), German (60%) and Finnish (59%) interviewees tend to dismiss this idea.



Questionnaire source: QA9a.3²⁰

With regard to extending democracy towards neighbouring countries, 77% of respondents living in the EU consider that the EU can fulfil this role where necessary; 16% do not agree and 7% have no opinion on the issue.

At country level, it can be observed that even in Latvia, the country which is the most sceptical towards promoting democracy beyond EU borders, almost two thirds of the population (65%) believe that it can be done.



²⁰ QA9a Please tell me if you agree or disagree with each of the following statements concerning European Union neighbouring countries shown on this map. (see page 9)
 3. The EU can help, where necessary, to promote democracy in those countries

Socio-demographic variables suggest the same trends in all three value-linked questions: men, those with higher educational levels, managers, other white collar workers, the self-employed and students tend to be more positive about the EU's chances of success in these areas.

This optimism is also found among respondents who are interested in neighbouring countries, consider the EU's relation with these countries to be good or have a better knowledge of candidate countries.

	Helping those countries will reduce the risk of war and conflicts in Europe AGREE	Promoting reforms in those countries could endanger our own peace and stability DISAGREE	The EU can help, where necessary, to promote democracy in those countries AGREE
EU25	70%	46%	77%
Sex			
Male	73%	49%	80%
Female	68%	42%	74%
Education (End of)			
15	63%	34%	70%
16-19	70%	44%	78%
20+	77%	60%	81%
Still Studying	76%	50%	83%
Respondent occupation scale			
Self-employed	76%	52%	79%
Managers	76%	62%	81%
Other white collars	75%	51%	82%
Manual workers	67%	42%	76%
House persons	63%	36%	70%
Unemployed	68%	40%	76%
Retired	69%	41%	73%
Students	76%	50%	83%

	Helping those countries will reduce the risk of war and conflicts in Europe AGREE	Promoting reforms in those countries could endanger our own peace and stability DISAGREE	The EU can help, where necessary, to promote democracy in those countries AGREE
EU25	70%	46%	77%
Interest in neighbour countries			
Interested	79%	52%	84%
Not interested	63%	39%	70%
Judge relation EU with its neighbours			
Good	77%	50%	83%
Bad	61%	41%	68%
Knowledge about candidate countries			
Good	80%	62%	83%
Bad	70%	45%	76%

EU citizens' perceptions of cooperation with neighbours

Questionnaire source: QA9a.7²¹

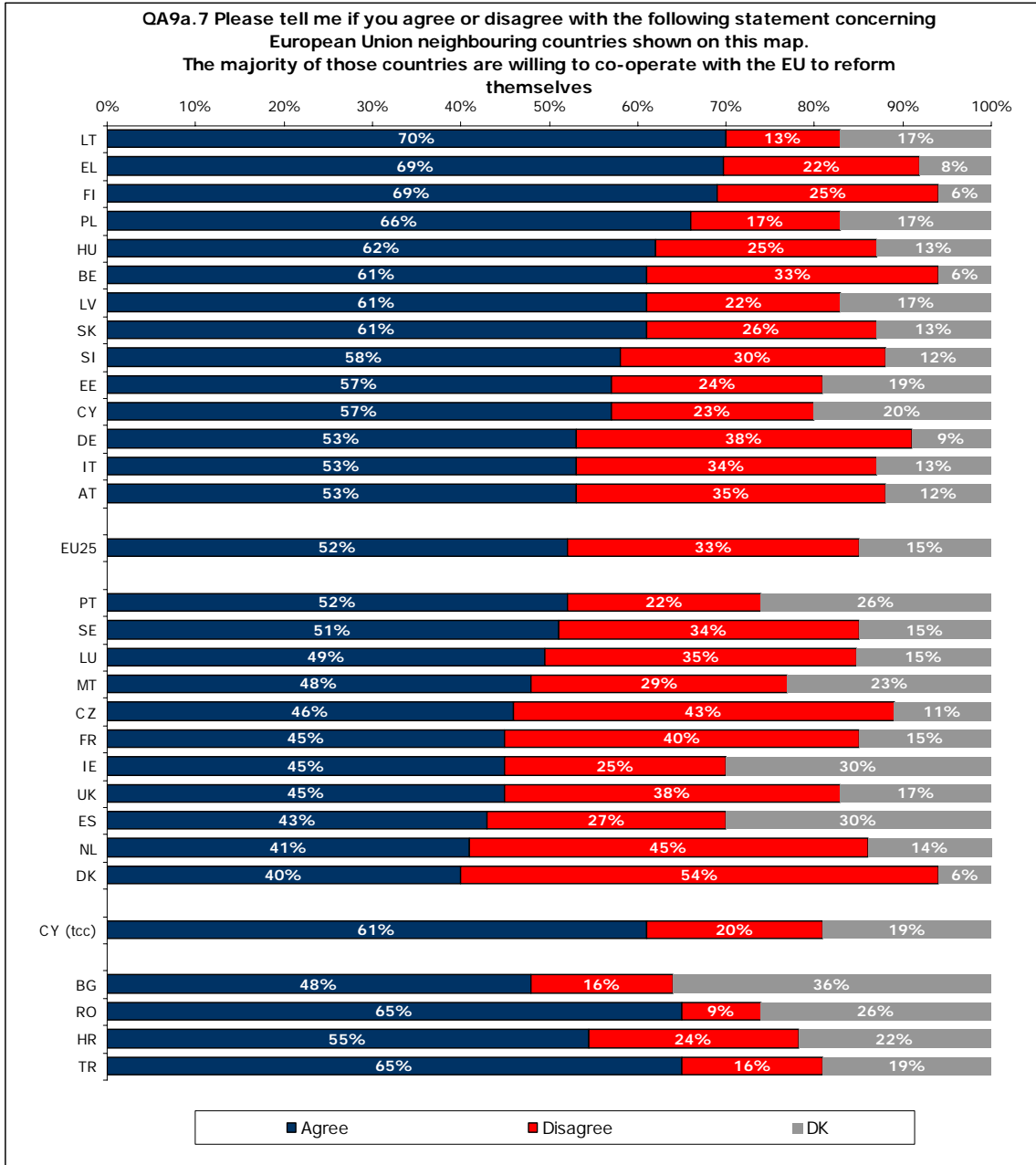
The majority of the EU citizens (52%) believe that neighbouring countries are willing to cooperate with the EU in order to introduce internal reforms. One in three respondents (33%) does not consider structural reforms to be the main objectives of neighbouring countries when working with the Union and 15% could not form an opinion on this topic.

If one assumes that EU citizens regard reforms in neighbouring countries as something positive, and believe that EU offers of assistance are acceptable to those countries, then one could expect greater public support for EU policies in this area.

Public opinion in the EU15 (50%) is less trusting about the willingness of neighbourhood countries to cooperate with EU reform-related assistance than in the new member states (62%).

A majority of Lithuanian (70%), Greek (69%) and Finnish (69%) respondents believe that neighbouring countries are willing to cooperate with the EU to bring about internal reforms. Danish (54%) and Dutch (45%) interviewees are the most sceptical.

²¹ QA9a Please tell me if you agree or disagree with each of the following statements concerning European Union neighbouring countries shown on this map. (see page 9)
7. The majority of those countries are willing to co-operate with the EU to reform themselves

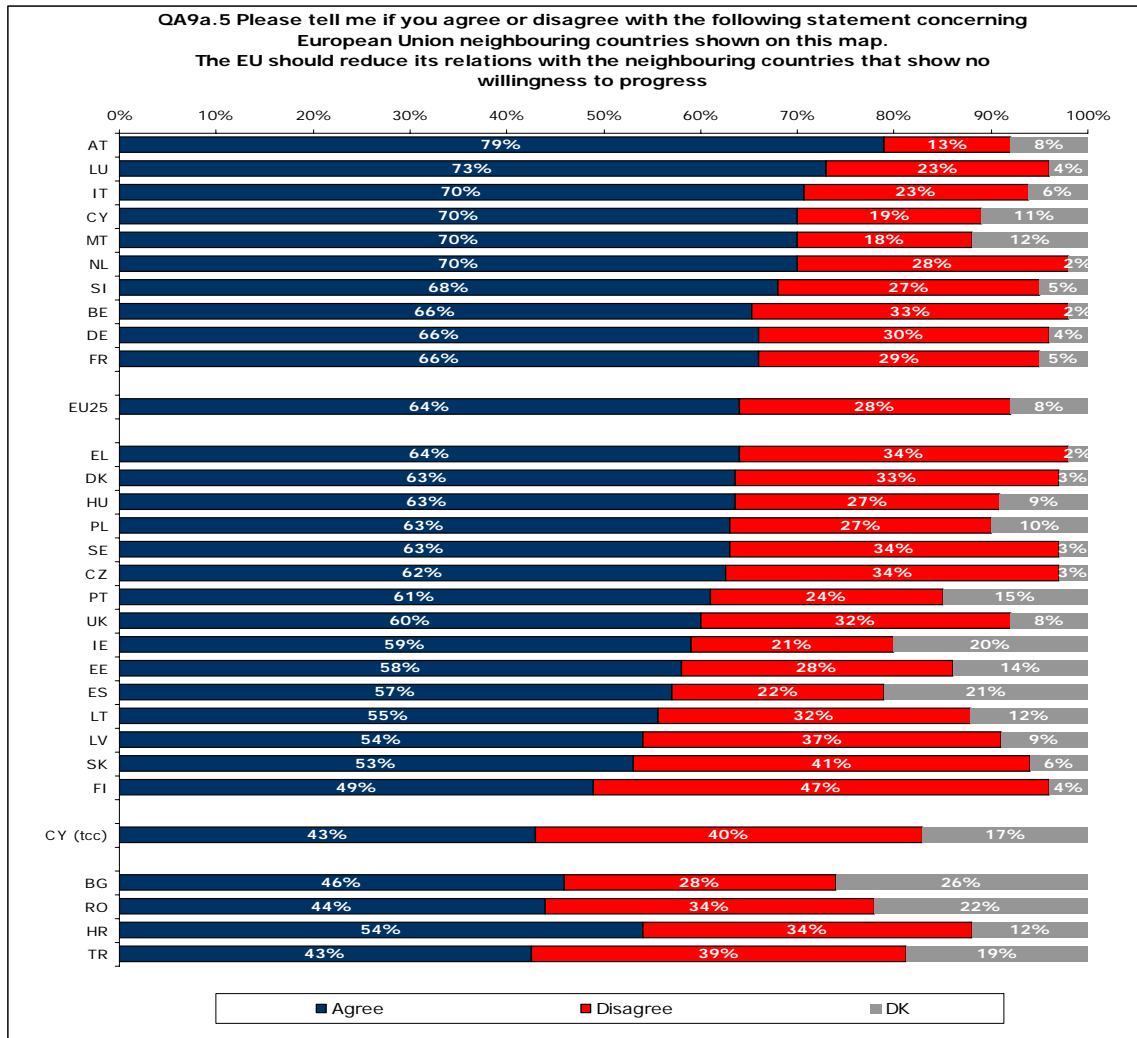


From the socio-demographic figures, we can observe a slightly higher proportion of “don’t know” answers compared to the EU average (15%), in the case of female respondents (19%), people who left full time education at age 15 (22%) and house persons (24%).

Questionnaire source: QA9a.5²²

In the event of a neighbouring country being unwilling to make progress on reforms, a majority of respondents (64%) believe the EU should reduce its relations with the country in question. 28% disagree with this proposal.

A majority in all countries surveyed believe that the EU should reduce its relations if neighbouring countries are unwilling to make progress. The strongest support for this statement is in Austria (79%) and Luxembourg (73%).



In socio-demographic terms, a greater number of respondents who have completed advanced studies (39%) as well as managers (38%), other white collars and students (both 33%) disagree with reducing relations with neighbouring countries that show no willingness to progress.

²² QA9a Please tell me if you agree or disagree with each of the following statements concerning European Union neighbouring countries shown on this map. (see page 9)
5. The EU should reduce its relations with the neighbouring countries that show no willingness to progress

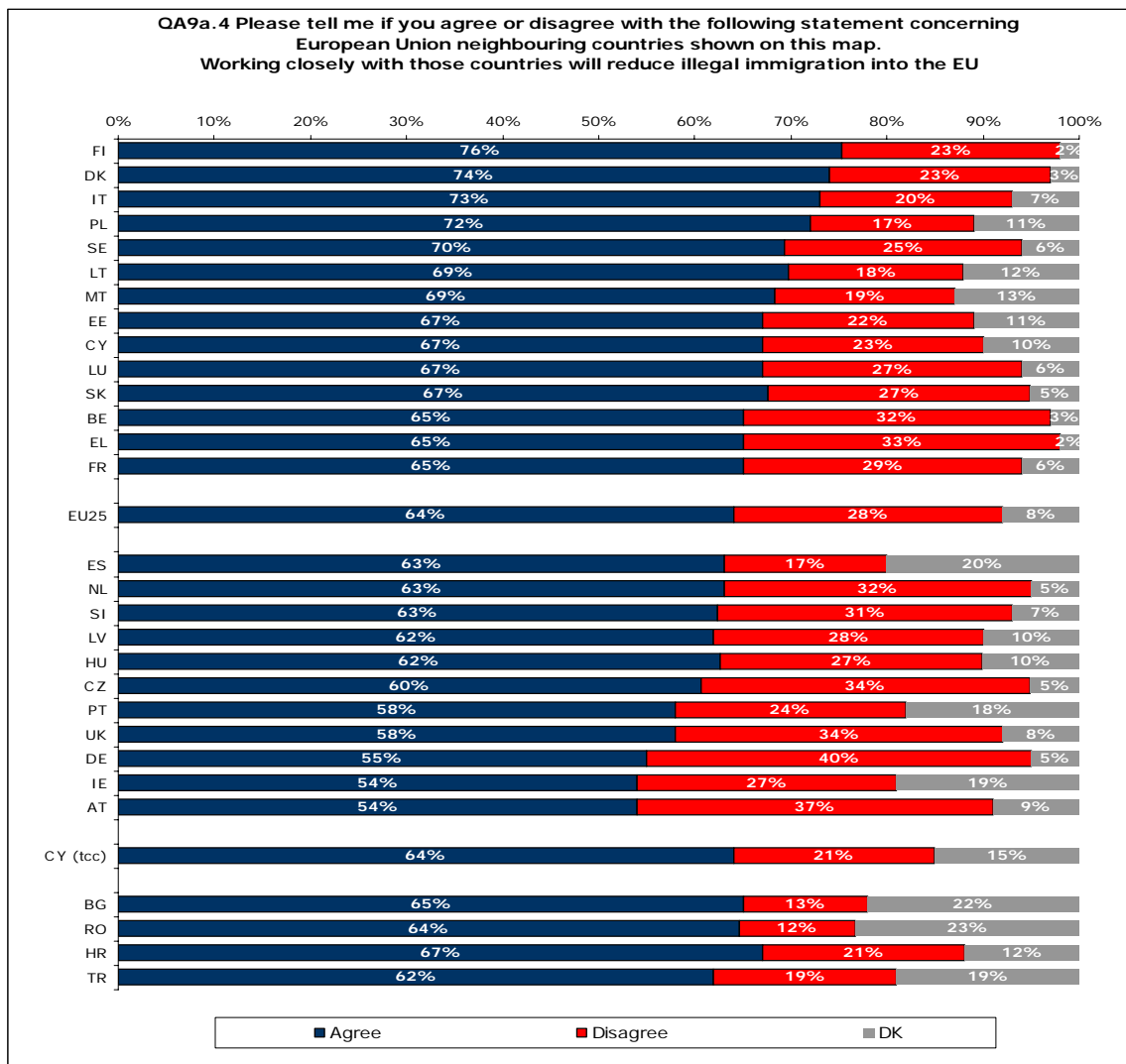
3.3.2 Social aspects of the European Neighbourhood Policy

- 64% of EU citizens expect illegal immigration into the EU to decrease as a result of close cooperation with neighbouring countries -

Questionnaire source: QA9a.4²³

The majority (64%) of EU citizens believe that close cooperation with neighbouring countries will reduce illegal immigration in the EU. 28%, however, disagree with this idea.

Most Finnish respondents (76%) believe that close working relationships with EU neighbours will have a positive impact on reducing illegal immigration while Germans (40%) and Austrians (37%) are less convinced.



²³ QA9a Please tell me if you agree or disagree with each of the following statements concerning European Union neighbouring countries shown on this map. (see page 9)

4. Working closely with those countries will reduce illegal immigration into the EU

3.3.3 Economic aspects of the European Neighbourhood Policy

- Most EU citizens believe in the mutual economic benefits of the European Neighbourhood Policy but have concerns about potential high costs –

This chapter explores whether respondents perceive the opportunities implied in the European Neighbourhood Policy (ENP) as a win-win situation for both the European Union and for neighbouring countries.

Questionnaire source: QA9b.1 and QA9b.2²⁴

A broad majority of EU citizens (61%) believe that the European Neighbourhood Policy can produce mutual benefits. 29%, however, do not see any link between increasing prosperity in neighbouring countries through EU assistance and the EU's own prosperity.

Although respondents recognise the possible mutual benefits of cooperation with neighbouring countries, their concern about potentially high costs for the EU is striking (81%). Only 12% of those surveyed do not consider the potential costs of EU assistance to be high.²⁵

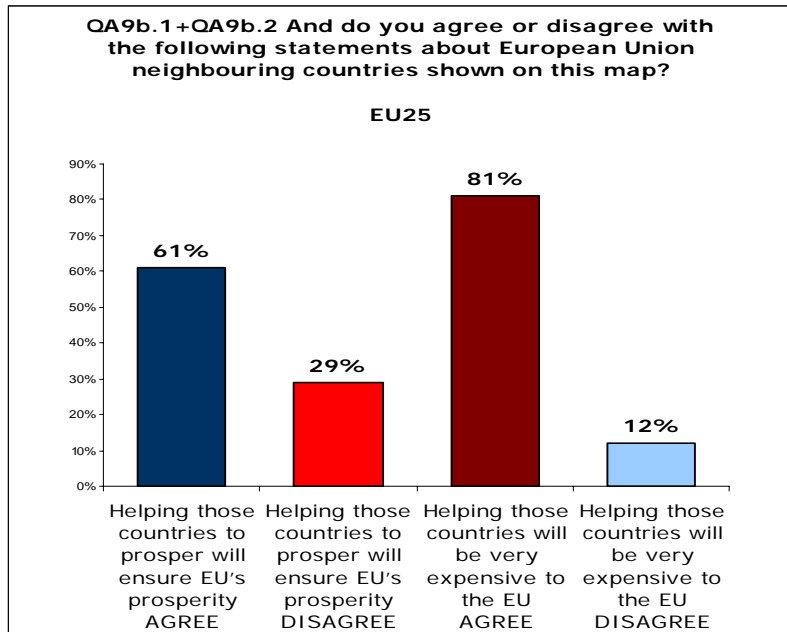
Cross-tabulation provides an interesting finding: 61% of those who consider that EU aid would be expensive also acknowledge that it would benefit the EU. They may view EU support to neighbouring countries as a kind of high-cost investment which will lead to prosperity. Among those who do not expect high costs, this proportion rises to 73%.

²⁴ QA9b And do you agree or disagree with each of the following statements about European Union neighbouring countries shown on this map? (see page 9)

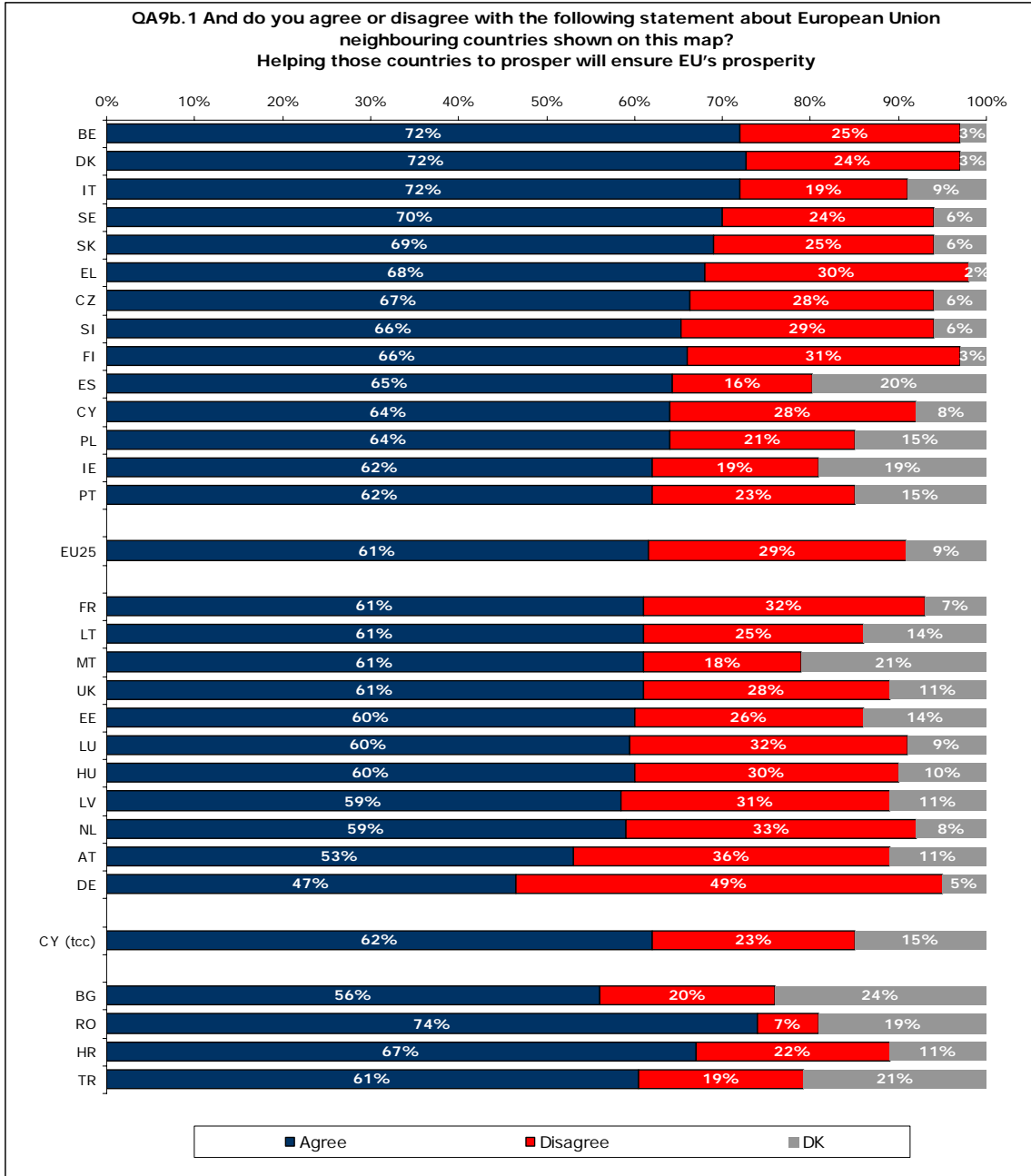
1. Helping those countries to prosper will ensure EU's prosperity
2. Helping those countries will be very expensive to the EU

²⁵ For the period 2000-2006 EC assistance to the countries of the European Neighbourhood Policy amounted to approximately €5.3 billion for southern neighbours and €3.1 billion for eastern neighbours, as well as approximately €2.5 billion in European Investment Bank lending. From 2007 onwards, as part of the reform of EC assistance instruments, there will be a single funding instrument – the European Neighbourhood and Partnership Instrument – with a budget of almost €12 billion, a 32% increase in real terms. Funds allocated to individual country programmes depend on their needs and absorption capacity as well as their implementation of agreed reforms.

See http://ec.europa.eu/world/enp/funding_en.htm

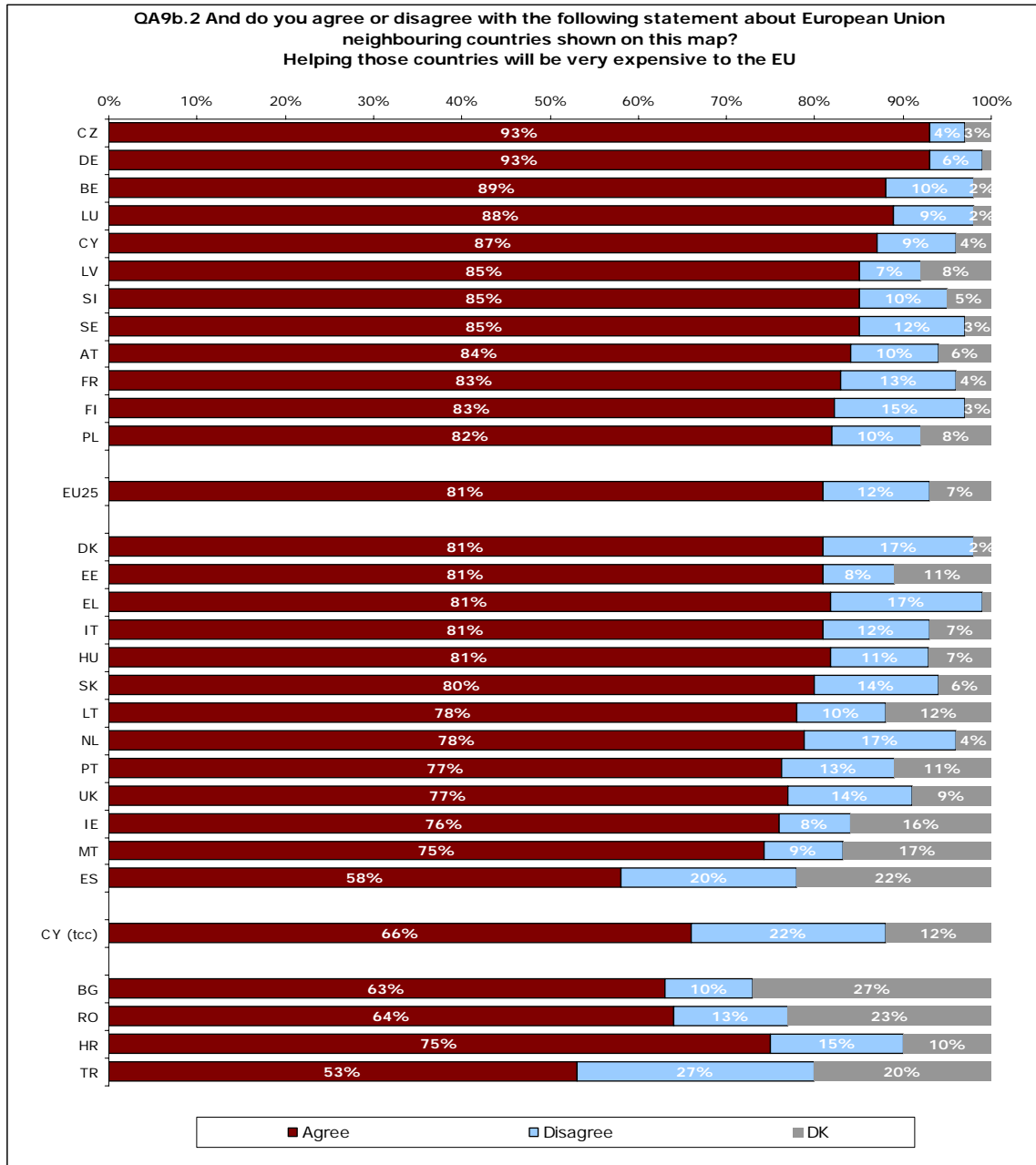


Looking at the country results, it must be noted that Germany is the only country where a relative majority (49% vs. 47%) doubts that the EU will derive benefits from helping neighbouring countries towards prosperity. At the other end of the scale, we find that Belgians (72%), Danes (72%) and Italians (72%) see the EU's relationship with neighbouring countries, in this context, as a win-win situation.



Slightly more male respondents (65%), people with a higher educational level (finishing education at age 20 or later: 66%, compared to those who left full time education at age 15: 56%), managers (66%) and students (70%) believe EU assistance to neighbours will be mutually beneficial.

In all countries polled, a large majority of respondents expressed concern about the perceived high cost of EU assistance to neighbouring countries. Nevertheless there are some significant differences: Czechs and Germans (both 93%) are the most convinced that the costs will be very high. On the other hand far less Spaniards (58%) share this view. This can be partly explained by the high rate of Spaniards who do not have an opinion on this matter (22%). We can also notice a considerable difference between the number of Croats (75%) and Turks (53%) who believe that EU aid would be costly.

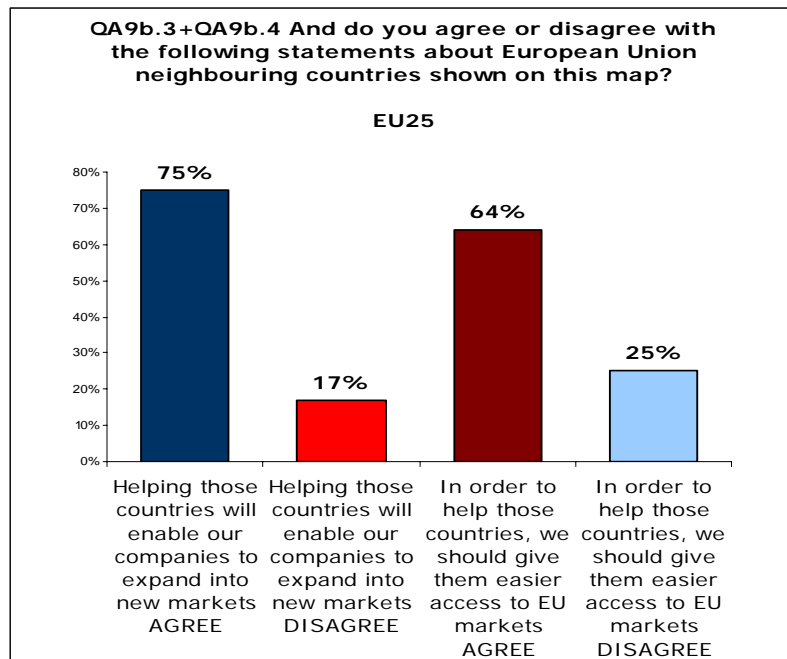


There are no remarkable differences among socio-demographic categories.

Questionnaire source: QA9b.3 and QA9b.4²⁶

Expanding the current market is in the interest of both the EU and its surrounding countries.

EU citizens' attitudes towards a mutual extension of the current market are viewed somewhat differently to other areas of cooperation. On the one hand, 75% see an opportunity for gaining new markets for national and EU-based companies through lending support to neighbouring countries. Despite this, only 64% (11 percentage points less) agree with simultaneously offering those countries easier access to EU markets. This reaction could be explained by their fears for their own economic situations and a wish to be shielded from adverse economic developments beyond their control.

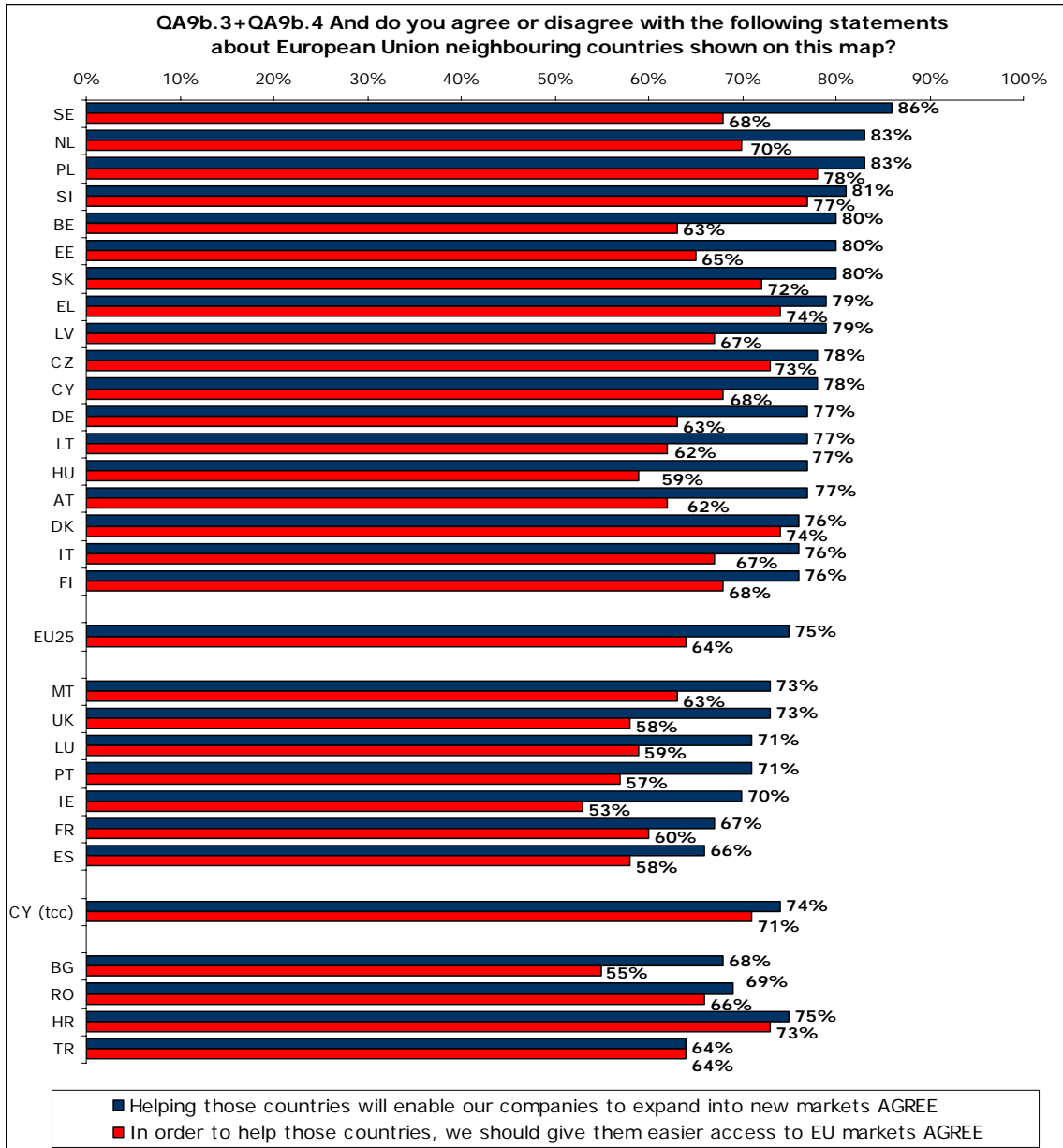


Country by country analysis shows a relatively homogenous picture for both questions concerning market access. In every country surveyed, the majority of respondents agree that markets should be expanded in both directions but levels of opposition to offering simultaneous access to EU markets varies.

²⁶ QA9b And do you agree or disagree with each of the following statements about European Union neighbouring countries shown on this map? (see page 9)

3. Helping those countries will enable our companies to expand into new markets
4. In order to help those countries, we should give them easier access to EU markets

The biggest inconsistency (18 percentage point difference) can be observed in the answers of Swedish (86% vs. 68%) and Hungarian (77% vs. 59%) interviewees.



In socio-demographic terms, once again a larger proportion of people with higher educational levels and higher socio-economic status agree with the expansion of markets in both directions.

Furthermore, respondents with left-wing political views tend more to support a mutual market opening.

This is also the case for respondent-groups with a positive attitude towards Neighbourhood Policy; those are interested in neighbouring countries, those considering the EU's relations with neighbouring countries to be good and those having a good knowledge of candidate countries.

CONCLUSION

In general, **EU citizens are reasonably aware of countries outside the EU.** Accurate knowledge about EU Member States is, however, rather low: only about one quarter of respondents could tell the correct current number of EU Member States and the majority still believe that the EU consists of less than 25 members. Concerning knowledge of which countries are expected to join the EU, respondents correctly named Turkey, Romania, Bulgaria and Croatia (candidate countries) but the candidate status of the former Yugoslav Republic of Macedonia is less well known. A majority of respondents could spontaneously name between one and three of the acceding and official candidate countries correctly.

EU citizens' awareness of neighbouring countries is probably influenced by several factors, particularly geographical proximity, immigration and tourism. They primarily perceive countries which share a land border with the EU as neighbours, namely the Ukraine, Russia and Belarus. Experience of meeting people from neighbouring countries appears to be low, with 36% claiming not to have met anyone from the countries listed in the survey. Due to historical and geographical reasons, more citizens of the EU15 have been in contact with people from Maghreb countries, while citizens from the 10 new Member States have had more contacts with Ukrainians and Belarusians.

A slight majority (51%) claims to be interested in what is happening in countries neighbouring the European Union, with quite a substantial minority saying they are not interested in these issues (48%).

As regards the types of relations between the EU and neighbouring countries, **over two thirds (72%) of EU citizens would agree with further enlargement of the EU, provided the process does not happen too fast. A similar proportion (70%) also supports the development of special relationships, in parallel with the current enlargement, that do not go as far as EU membership.** European public opinion is, however, more divided over whether the EU should treat neighbouring countries in the same way as any other third countries after the current enlargement process (52% the same way vs. 36% not the same way).

EU citizens consider all subjects covered by the survey (**economic development, energy, environment, democracy, education and training, research and innovation and immigration**) to be **important** areas for specific relations between the EU and its neighbours. **Above all, respondents put particular emphasis on cooperation in fighting terrorism and organised crime: for almost two thirds of EU citizens these issues are very important.**

EU citizens tend to have a positive perception of relations with neighbouring countries. Although about 60% of respondents think these countries do not share the same values as the EU, they still believe that cooperation will bring mutual benefits. In political terms, the broad majority consider that EU assistance to its neighbours can serve to extend peace and democracy beyond the borders of the Union. On the other hand, a significant proportion also fears for its own peace and stability, which they think could be endangered by promoting reforms in neighbouring countries. Concerning social aspects, two thirds of respondents believe that close cooperation with neighbouring countries will reduce illegal

immigration into the EU. Finally, EU citizens generally think that economic cooperation with these neighbours will increase mutual prosperity and will open new markets for both parties. However, quite a considerable number of respondents are worried about the potential high costs of this policy.

Analysis also reveals an expectation that the EU should reduce its relations with a country if it shows no willingness to make progress with reforms.

To sum up, although only one in five EU citizens have heard of the European Neighbourhood Policy, there is broad support for developing specific relationships with neighbouring countries in parallel to the ongoing enlargement process. A majority of the EU25 population sees such relationships as a win-win situation, despite concerns about the potential high costs of cooperation. Encouraging and supporting reforms in neighbouring countries is expected to bring benefits to the EU's neighbours in terms of economic and social development, as well as good governance. On the other hand, it is expected that promoting stability and a favourable economic environment, as well as the mutual opening of markets, will also contribute to prosperity in the EU. The overall benefits could thus exceed the 'investment' costs. An even more significant aspect of these relations is the possibility to work together to tackle mutual problems such as security (terrorism and organised crime), environmental protection and energy supplies.

ANNEXES

Technical specifications

SPECIAL EUROBAROMETER N° 259

“European Neighbourhood Policy”

TECHNICAL SPECIFICATIONS

Between the 5th of May and the 11th of June 2006, TNS Opinion & Social, a consortium created between Taylor Nelson Sofres and EOS Gallup Europe, carried out wave 65.3 of the EUROBAROMETER, on request of the EUROPEAN COMMISSION, Directorate-General Communication, Unit: “Opinion Polls and Media Monitoring”.

The SPECIAL EUROBAROMETER N°259 is part of wave 65.3 and covers the population of the respective nationalities of the European Union Member States, resident in each of the Member States and aged 15 years and over. The EUROBAROMETER 65.3 has also been conducted in the two acceding countries (Bulgaria and Romania) and in the two candidate countries (Croatia and Turkey) and in the Turkish Cypriot Community. In these countries, the survey covers the national population of citizens of the respective nationalities and the population of citizens of all the European Union Member States that are residents in those countries and have a sufficient command of one of the respective national language(s) to answer the questionnaire. The basic sample design applied in all states is a multi-stage, random (probability) one. In each country, a number of sampling points was drawn with probability proportional to population size (for a total coverage of the country) and to population density.

In order to do so, the sampling points were drawn systematically from each of the “administrative regional units”, after stratification by individual unit and type of area. They thus represent the whole territory of the countries surveyed according to the EUROSTAT NUTS II (or equivalent) and according to the distribution of the resident population of the respective nationalities in terms of metropolitan, urban and rural areas. In each of the selected sampling points, a starting address was drawn, at random. Further addresses (every Nth address) were selected by standard “random route” procedures, from the initial address. In each household, the respondent was drawn, at random (following the “closest birthday rule”). All interviews were conducted face-to-face in people’s homes and in the appropriate national language. As far as the data capture is concerned, CAPI (*Computer Assisted Personal Interview*) was used in those countries where this technique was available.

ABBREVIATIONS	COUNTRIES	INSTITUTES	N° INTERVIEWS	FIELDWORK DATES		POPULATION 15+
BE	Belgium	TNS Dimarso	1.057	08/05/2006	05/06/2006	8.598.982
CZ	Czech Rep.	TNS Aisa	1.110	06/05/2006	26/05/2006	8.571.710
DK	Denmark	TNS Gallup DK	1.021	08/05/2006	08/06/2006	4.380.063
DE	Germany	TNS Infratest	1.529	10/05/2006	06/06/2006	64.174.295
EE	Estonia	Emor	1.000	06/05/2006	05/06/2006	887.094
EL	Greece	TNS ICAP	1.000	05/05/2006	05/06/2006	8.674.230
ES	Spain	TNS Demoscopia	1.006	06/05/2006	06/06/2006	35.882.820
FR	France	TNS Sofres	1.034	10/05/2006	07/06/2006	44.010.619
IE	Ireland	TNS MRBI	1.000	08/05/2006	08/06/2006	3.089.775
IT	Italy	TNS Abacus	1.024	08/05/2006	01/06/2006	49.208.000
CY	Rep. of Cyprus	Synovate	505	09/05/2006	01/06/2006	552.213
CY(tcc)	Turkish Cypriot Comm.	KADEM	500	05/05/2006	01/06/2006	157.101
LV	Latvia	TNS Latvia	1.002	09/05/2006	11/06/2006	1.394.351
LT	Lithuania	TNS Gallup Lithuania	1.025	05/05/2006	04/06/2006	2.803.661
LU	Luxembourg	TNS ILReS	501	05/05/2006	02/06/2006	367.199
HU	Hungary	TNS Hungary	1.002	05/05/2006	29/05/2006	8.503.379
MT	Malta	MISCO	500	05/05/2006	03/06/2006	322.917
NL	Netherlands	TNS NIPO	1.020	11/05/2006	05/06/2006	13.242.328
AT	Austria	Österreichisches Gallup-Institute	1.011	09/05/2006	31/05/2006	6.679.444
PL	Poland	TNS OBOP	1.000	13/05/2006	05/06/2006	31.610.437
PT	Portugal	TNS EUROTESTE	1.000	05/05/2006	31/05/2006	8.080.915
SI	Slovenia	RM PLUS	1.009	10/05/2006	06/06/2006	1.663.869
SK	Slovakia	TNS AISA SK	1.103	10/05/2006	26/05/2006	4.316.438
FI	Finland	TNS Gallup Oy	1.013	05/05/2006	05/06/2006	4.279.286
SE	Sweden	TNS GALLUP	1.006	10/05/2006	07/06/2006	7.376.680
UK	United Kingdom	TNS UK	1.337	05/05/2006	05/06/2006	47.685.578
BG	Bulgaria	TNS BBSS	1.031	05/05/2006	18/05/2006	6.695.512
RO	Romania	TNS CSOP	1.007	05/05/2006	04/06/2006	18.145.036
HR	Croatia	Puls	1.000	08/05/2006	31/05/2006	3.682.826
TR	Turkey	TNS PIAR	1.002	09/05/2006	02/06/2006	47.583.830
TOTAL			29.355	05/05/2006	11/06/2006	442.620.588

For each country a comparison between the sample and the universe was carried out. The Universe description was derived from Eurostat population data or from national statistics offices. For all countries surveyed, a national weighting procedure, using marginal and intercellular weighting, was carried out based on this Universe description. In all countries, gender, age, region and size of locality were introduced in the iteration procedure. For international weighting (i.e. EU averages), TNS Opinion & Social applies the official population figures as provided by EUROSTAT or national statistic offices. The total population figures for input in this post-weighting procedure are listed above.

Readers are reminded that survey results are estimations, the accuracy of which, everything being equal, rests upon the sample size and upon the observed percentage. With samples of about 1,000 interviews, the real percentages vary within the following confidence limits:

Observed percentages	10% or 90%	20% or 80%	30% or 70%	40% or 60%	50%
Confidence limits	± 1.9 points	± 2.5 points	± 2.7 points	± 3.0 points	± 3.1 points

Questionnaire

A your survey number

EB65.2 A

B country code

EB65.2 B

C our survey number

EB65.2 C

D Interview number

EB65.2 D

SPLIT ONLY FOR BG, HR, RO and TR

E SPLIT BALLOT

A	1
B	2

EB65.2 E

A votre numéro d'étude

EB65.2 A

B code pays

EB65.2 B

C notre numéro d'étude

EB65.2 C

D numéro de l'interview

EB65.2 D

SPLIT UNIQUEMENT POUR BG, HR, RO and TR

E SPLIT BALLOT

A	1
B	2

EB65.2 E

ASK ITEM 26 ONLY IN BULGARIA

ASK ITEM 27 ONLY IN ROMANIA

ASK ITEM 28 ONLY IN TURKEY

ASK ITEM 29 ONLY IN CROATIA

ASK ITEM 30 ONLY IN TURKISH CYPRIOT COMMUNITY

POSER ITEM 26 UNIQUEMENT EN BULGARIE

POSER ITEM 27 UNIQUEMENT EN ROUMANIE

POSER ITEM 28 UNIQUEMENT EN TURQUIE

POSER ITEM 29 UNIQUEMENT EN CROATIE

POSER ITEM 30 UNIQUEMENT EN COMMUNAUTE TURQUE CHYPRIOTE

Q1 What is your nationality? Please tell me the country(ies) that applies(y).

(MULTIPLE ANSWERS POSSIBLE)

Belgium	1,
Denmark	2,
Germany	3,
Greece	4,
Spain	5,
France	6,
Ireland	7,
Italy	8,
Luxembourg	9,
Netherlands	10,
Portugal	11,
United Kingdom (Great Britain, Northern Ireland)	12,
Austria	13,
Sweden	14,
Finland	15,
Republic of Cyprus	16,
Czech Republic	17,
Estonia	18,
Hungary	19,
Latvia	20,
Lithuania	21,
Malta	22,
Poland	23,
Slovakia	24,
Slovenia	25,
Bulgaria	26,
Romania	27,
Turkey	28,
Croatia	29,
Cyprus (Turkish Cypriot Community)	30,
Other countries	31,
DK	32,

Q1 Quelle est votre nationalité ? Veuillez indiquer le(s) pays qui s'applique(nt).

(PLUSIEURS REPONSES POSSIBLES)

Belgique	1,
Danemark	2,
Allemagne	3,
Grèce	4,
Espagne	5,
France	6,
Irlande	7,
Italie	8,
Luxembourg	9,
Pays-Bas	10,
Portugal	11,
Royaume-Uni (Grande Bretagne, Irlande du Nord)	12,
Autriche	13,
Suède	14,
Finlande	15,
République de Chypre	16,
République tchèque	17,
Estonie	18,
Hongrie	19,
Lettonie	20,
Lituanie	21,
Malte	22,
Pologne	23,
Slovaquie	24,
Slovénie	25,
Bulgarie	26,
Roumanie	27,
Turquie	28,
Croatie	29,
Chypre (Communauté Turque Chypriote)	30,
Autre pays	31,
NSP	32,

EB65.2 Q1 TREND MODIFIED

IF OTHER or DK THEN CLOSE INTERVIEW

QA1 How many countries do you think are currently in the European Union?

(CODE THE SPONTANEOUS ANSWER BELOW – IF "DK" CODE '99')

--	--

EB65.3 QA1 NEW

EB65.2 Q1 TREND MODIFIE

SI AUTRE ou NSP ALORS FIN D'INTERVIEW

QA1 Combien d'Etats membres pensez-vous que l'Union européenne compte actuellement ?

(CODER LA REPONSE SPONTANEE CI-DESSOUS – SI "NSP" CODER '99')

--	--

EB65.3 QA1 NOUVEAU

--

--

QA2	Can you name 5 countries that are said to join the European Union in a near future?
-----	---

QA2	Pouvez-vous citer 5 pays dont on dit qu'ils pourraient adhérer à l'Union européenne dans un proche avenir ?
-----	---

(DO NOT READ OUT – CODE THE SPONTANEOUS ANSWERS BELOW)
--

(NE PAS LIRE – CODER LES REPONSES SPONTANEEES CI-DESSOUS)

Albania	1,
Algeria	2,
Armenia	3,
Azerbaijan	4,
Belarus	5,
Bosnia and Herzegovina	6,
Bulgaria	7,
Croatia	8,
Cyprus	9,
Czech republic	10,
Egypt	11,
Estonia	12,
Georgia	13,
Hungary	14,
Iceland	15,
Israel	16,
Jordan	17,
Kosovo	18,
Latvia	19,
Lebanon	20,
Libya	21,
Lithuania	22,
Macedonia\ Former Yugoslav Republic of Macedonia	23,
Malta	24,
Moldova	25,
Morocco	26,
Norway	27,
Palestinian territories (the Gaza strip and the West Bank)\ The Palestinian authority	28,
Poland	29,
Romania	30,
Serbia and Montenegro	31,
Slovakia	32,
Slovenia	33,
Switzerland	34,
Syria	35,
Tunisia	36,
Turkey	37,
Ukraine	38,

Albanie	1,
Algérie	2,
Arménie	3,
Azerbaïdjan	4,
Biélorussie	5,
Bosnie-Herzégovine	6,
Bulgarie	7,
Croatie	8,
Chypre	9,
République Tchèque	10,
Egypte	11,
Estonie	12,
Géorgie	13,
Hongrie	14,
Islande	15,
Israël	16,
Jordanie	17,
Kosovo	18,
Lettonie	19,
Liban	20,
Libye	21,
Lituanie	22,
Macédoine\ Ancienne république yougoslave de Macédoine	23,
Malte	24,
Moldavie	25,
Maroc	26,
Norvège	27,
Territoires palestiniens (Bande de Gaza et la Cisjordanie)\ L'autorité palestinienne	28,
Pologne	29,
Roumanie	30,
Serbie-Monténégro	31,
Slovaquie	32,
Slovénie	33,
Suisse	34,
Syrie	35,
Tunisie	36,
Turquie	37,
Ukraine	38,

Western Balkans\ Balkans	39,
Others (SPECIFY)	40
DK	41

EB65.3 NEW

ASK QA2o IF "OTHER" IN QA2

QA2o Please specify which else.

(WRITE DOWN ALL OTHER SPONTANEOUS ANSWERS)

EB65.3 NEW

Les Balkans occidentaux\ Balkans	39,
Autres (SPECIFIER)	40
NSP	41

EB65.3 NOUVEAU

POSER QA2o SI "AUTRE" EN QA2

QA2o Spécifier quel(s) autre(s).

(NOTER EN CLAIR TOUTES LES AUTRES REPONSES)

EB65.3 NOUVEAU

--

--

QA3 Have you ever met anyone from the following countries?

QA3 Avez-vous déjà rencontré quelqu'un des pays suivants ?

(SHOW CARD – READ OUT – MULTIPLE ANSWERS POSSIBLE)

(MONTRER CARTE – LIRE – PLUSIEURS REPONSES POSSIBLES)

Algeria	1,
Armenia	2,
Azerbaijan	3,
Belarus	4,
Egypt	5,
Georgia	6,
Israel	7,
Jordan	8,
Lebanon	9,
Libya	10,
Moldova	11,
Morocco	12,
Palestinian territories (the Gaza strip and the West Bank)	13,
Syria	14,
Tunisia	15,
Ukraine	16,
None of these (SPONTANEOUS)	17,
DK	18,

Algérie	1,
Arménie	2,
Azerbaïdjan	3,
Biélorussie	4,
Égypte	5,
Géorgie	6,
Israël	7,
Jordanie	8,
Liban	9,
Libye	10,
Moldavie	11,
Maroc	12,
Territoires palestiniens (Bande de Gaza et la Cisjordanie)	13,
Syrie	14,
Tunisie	15,
Ukraine	16,
Aucun de ces pays (SPONTANE)	17,
NSP	18,

EB65.3 NEW

EB65.3 NOUVEAU

--

QA4a For each of the following countries, please tell me if you consider it to be a neighbour of the European Union.

(SHOW CARD – ONE ANSWER PER LINE)

(READ OUT – ROTATE)	You consider it to be an EU neighbour	You do not consider it to be an EU neighbour	DK
---------------------	---------------------------------------	--	----

1	Armenia	1	2	3
2	Egypt	1	2	3
3	Israel	1	2	3
4	Jordan	1	2	3
5	Moldova	1	2	3
6	Morocco	1	2	3
7	Palestinian territories (the Gaza strip and the West Bank)	1	2	3
8	Tunisia	1	2	3
9	Ukraine	1	2	3

EB65.3 NEW

--

QA4a Pour chacun des pays suivants, dites-moi si vous le considérez comme un voisin de l'Union européenne.

(MONTRER CARTE – UNE REPONSE PAR LIGNE)

(LIRE – ROTATION)	Vous le considérez comme un voisin de l'UE	Vous ne le considérez pas comme un voisin de l'UE	NSP
-------------------	--	---	-----

1	Arménie	1	2	3
2	Egypte	1	2	3
3	Israël	1	2	3
4	Jordanie	1	2	3
5	Moldavie	1	2	3
6	Maroc	1	2	3
7	Territoires palestiniens (Bande de Gaza et la Cisjordanie)	1	2	3
8	Tunisie	1	2	3
9	Ukraine	1	2	3

EB65.3 NOUVEAU

--

--

QA4b And what about these countries, please tell me if you consider it to be a neighbour of the European Union.

QA4b Et pour chacun des pays suivants, dites-moi si vous le considérez comme un voisin de l'Union européenne.

(SHOW CARD – ONE ANSWER PER LINE)

(MONTRER CARTE – UNE REPONSE PAR LIGNE)

(READ OUT – ROTATE)	You consider it to be an EU neighbour	You do not consider it to be an EU neighbour	DK

(LIRE – ROTATION)	Vous le considérez comme un voisin de l'Union européenne	Vous ne le considérez pas comme un voisin de l'Union européenne	NSP

1	Algeria	1	2	3
2	Belarus	1	2	3
3	Georgia	1	2	3
4	Kazakhstan	1	2	3
5	Lebanon	1	2	3
6	Libya	1	2	3
7	Russia	1	2	3
8	Syria	1	2	3

1	Algérie	1	2	3
2	Biélorussie	1	2	3
3	Géorgie	1	2	3
4	Kazakhstan	1	2	3
5	Liban	1	2	3
6	Libye	1	2	3
7	Russie	1	2	3
8	Syrie	1	2	3

EB65.3 NEW

EB65.3 NOUVEAU

--

--

QA5 Please tell me, for each of the following statements, if you agree or disagree with it.

QA5 Pourriez-vous me dire si vous êtes d'accord ou pas d'accord avec chacune des affirmations suivantes.

(SHOW CARD WITH SCALE – ONE ANSWER PER LINE)

(MONTRER CARTE AVEC ECHELLE – UNE REPONSE PAR LIGNE)

	(READ OUT)	Totally agree	Tend to agree	Tend to disagree	Totally disagree	DK
--	------------	---------------	---------------	------------------	------------------	----

	(LIRE)	Tout à fait d'accord	Plutôt d'accord	Plutôt pas d'accord	Pas du tout d'accord	NSP
--	--------	----------------------	-----------------	---------------------	----------------------	-----

1	The EU could invite other countries to join in the future but should not enlarge too fast	1	2	3	4	5
2	Parallel with the ongoing enlargement process, the EU should offer another type of relationship to other neighbouring countries that does not go as far as EU membership	1	2	3	4	5
3	Once the current enlargement process is over, the EU should not have specific relationships with countries outside its borders but instead treat them the same as any other third countries	1	2	3	4	5

1	L'UE pourrait inviter d'autres pays à la rejoindre à l'avenir mais ne devrait pas s'élargir trop vite	1	2	3	4	5
2	Parallèlement au processus d'élargissement en cours, l'UE devrait proposer à d'autres pays voisins un autre type de relation qui n'irait pas jusqu'à l'adhésion à l'UE	1	2	3	4	5
3	Une fois le processus de l'élargissement achevé, l'UE ne devrait pas avoir de relations spéciales avec des pays en dehors de ses frontières mais devrait au contraire les traiter de la même manière que n'importe quel pays tiers	1	2	3	4	5

EB65.3 NEW

EB65.3 NOUVEAU

--

--

QA6 In the following list, which three values best represent the European Union?

QA6 Dans la liste suivante, quelles sont les trois valeurs qui représentent le mieux l'Union européenne ?

(SHOW CARD – READ OUT – MAX. 3 ANSWERS)

(MONTRER CARTE – LIRE – MAX. 3 REponses)

The Rule of law	1,
Respect for human life	2,
Human rights	3,
Individual freedom	4,
Democracy	5,
Peace	6,
Equality	7,
Solidarity and support for others	8,
Tolerance	9,
Market economy	10,
Environmental protection	11,
Respect for other cultures and religions	12,
Economic prosperity	13,
Cultural heritage	14,
None of these (SPONTANEOUS)	15,
DK	16,

L'état de droit	1,
Le respect de la vie humaine	2,
Les droits de l'homme	3,
Les libertés individuelles	4,
La démocratie	5,
La paix	6,
L'égalité	7,
La solidarité et l'entraide	8,
La tolérance	9,
L'économie de marché	10,
La protection de l'environnement	11,
Le respect d'autres cultures et des religions	12,
La prospérité économique	13,
L'héritage culturel	14,
Aucune de celles-ci (SPONTANE)	15,
NSP	16,

EB65.3 NEW

EB65.3 NOUVEAU

--

--

QA7 Have you ever heard of the European Neighbourhood policy?

QA7 Avez-vous déjà entendu parler de la politique européenne de voisinage ?

--

--

Yes	1
No	2

Oui	1
Non	2

EB65.3 NEW

EB65.3 NOUVEAU

After the latest enlargement of the European Union, a separate policy called the "European Neighbourhood Policy" was launched for countries which do not have an accession prospect. This policy aims at creating an area of shared values, stability and prosperity, enhanced cooperation and deeper economic integration with 16 different countries located to the South and to the East of the European Union.

(SHOW MAP WITH ONLY NEIGHBOURS HIGHLIGHTED IN A COLOUR, NO DISTINCTION BETWEEN EU MS, EEA, CANDIDATE AND POTENTIAL CANDIDATES)

Après le dernier élargissement de l'Union européenne, une politique distincte appelée "Politique européenne de voisinage" a été créée pour les pays qui n'ont pas de perspective d'adhésion. Le but de cette politique est de créer un espace de valeurs communes, de stabilité et de prospérité, de coopération accrue et d'intégration économique renforcée avec 16 pays différents situés au Sud et à l'Est de l'Union européenne.

(MONTRER CARTE AVEC LES PAYS VOISINS EN COULEUR, PAS DE DISTINCTIONS ENTRE LES ETATS MEMBRES DE L'UNION EUROPEENNE, LES PAYS DE L'ESPACE ECONOMIQUE EUROPEEN, LES PAYS CANDIDATS ET POTENTIELLEMENT CANDIDATS)

QA8 For each of the following areas, please tell me if you think it is very important, fairly important, not very important or not at all important that the European Union develop specific relationships with these countries with respect to...

(SHOW CARD WITH SCALE – ONE ANSWER PER LINE)

	(READ OUT)	Very important	Fairly important	Not very important	Not at all important	DK
1	Immigration	1	2	3	4	5
2	Environment	1	2	3	4	5
3	Energy	1	2	3	4	5
4	Research and innovation	1	2	3	4	5
5	Democracy	1	2	3	4	5
6	Crime	1	2	3	4	5
7	Economic development	1	2	3	4	5
8	Education and training	1	2	3	4	5
9	Terrorism	1	2	3	4	5

EB65.3 NEW

QA8 Pourriez-vous me dire si vous pensez qu'il est très important, plutôt important, plutôt pas important ou pas du tout important que l'Union européenne développe des relations spéciales avec ces pays en matière de ...

(MONTRER CARTE AVEC ECHELLE – UNE REponse PAR LIGNE)

	(LIRE)	Très important	Plutôt important	Plutôt pas important	Pas du tout important	NSP
1	Immigration	1	2	3	4	5
2	Environnement	1	2	3	4	5
3	Energie	1	2	3	4	5
4	Recherche et innovation	1	2	3	4	5
5	Démocratie	1	2	3	4	5
6	Criminalité	1	2	3	4	5
7	Développement économique	1	2	3	4	5
8	Education et formation	1	2	3	4	5
9	Terrorisme	1	2	3	4	5

EB65.3 NOUVEAU

(SHOW MAP WITH ONLY NEIGHBOURS HIGHLIGHTED IN A COLOUR, NO DISTINCTION BETWEEN EU MS, EEA, CANDIDATE AND POTENTIAL CANDIDATES)

(MONTRER CARTE AVEC LES PAYS VOISINS EN COULEUR, PAS DE DISTINCTIONS ENTRE LES ETATS MEMBRES DE L'UNION EUROPEENNE, LES PAYS DE L'ESPACE ECONOMIQUE EUROPEEN, LES PAYS CANDIDATS ET POTENTIELLEMENT CANDIDATS)

QA9a Please tell me if you agree or disagree with each of the following statements concerning European Union neighbouring countries shown on this map.

QA9a Pourriez-vous me dire si vous êtes d'accord ou pas d'accord avec chacune des propositions suivantes concernant les pays voisins de l'Union européenne représentés sur cette carte.

(SHOW CARD WITH SCALE – ONE ANSWER PER LINE)

(MONTRER CARTE AVEC ECHELLE – UNE REponse PAR LIGNE)

	(READ OUT – ROTATE)	Totally agree	Tend to agree	Tend to disagree	Totally disagree	DK
--	---------------------	---------------	---------------	------------------	------------------	----

	(LIRE – ROTATION)	Tout à fait d'accord	Plutôt d'accord	Plutôt pas d'accord	Pas du tout d'accord	NSP
--	-------------------	----------------------	-----------------	---------------------	----------------------	-----

1	Those countries share most of our values	1	2	3	4	5
2	Helping those countries will reduce the risk of war and conflicts in Europe	1	2	3	4	5
3	The EU can help, where necessary, to promote democracy in those countries	1	2	3	4	5
4	Working closely with those countries will reduce illegal immigration into the EU	1	2	3	4	5
5	The EU should reduce its relations with the neighbouring countries that show no willingness to progress	1	2	3	4	5
6	Promoting reforms in those countries could endanger our own peace and stability	1	2	3	4	5
7	The majority of those countries are willing to co-operate with the EU to reform themselves	1	2	3	4	5

1	Ces pays partagent la plupart de nos valeurs	1	2	3	4	5
2	Aider ces pays réduira le risque de guerre et de conflits en Europe	1	2	3	4	5
3	L'UE peut aider à promouvoir la démocratie dans ces pays lorsque cela est nécessaire	1	2	3	4	5
4	Une coopération étroite avec ces pays réduira l'immigration clandestine vers l'UE	1	2	3	4	5
5	L'UE devrait réduire ses relations avec les pays voisins qui ne montrent pas de volonté de progresser	1	2	3	4	5
6	Encourager des réformes dans ces pays pourrait mettre en péril notre propre paix et stabilité	1	2	3	4	5
7	La majorité de ces pays sont prêts à coopérer avec l'UE pour conduire des réformes chez eux	1	2	3	4	5

EB65.3 NEW

EB65.3 NOUVEAU

(SHOW MAP WITH ONLY NEIGHBOURS HIGHLIGHTED IN A COLOUR, NO DISTINCTION BETWEEN EU MS, EEA, CANDIDATE AND POTENTIAL CANDIDATES)

(MONTRER CARTE AVEC LES PAYS VOISINS EN COULEUR, PAS DE DISTINCTIONS ENTRE LES ETATS MEMBRES DE L'UNION EUROPEENNE, LES PAYS DE L'ESPACE ECONOMIQUE EUROPEEN, LES PAYS CANDIDATS ET POTENTIELLEMENT CANDIDATS)

QA9b And do you agree or disagree with each of the following statements about European Union neighbouring countries shown on this map?

QA9b Et pourriez-vous me dire si vous êtes d'accord ou pas d'accord avec chacune des propositions suivantes sur les pays voisins de l'Union européenne représentés sur cette carte.

(SHOW CARD WITH SCALE – ONE ANSWER PER LINE)

(MONTRER CARTE AVEC ECHELLE – UNE REponse PAR LIGNE)

(READ OUT)	Totally agree	Tend to agree	Tend to disagree	Totally disagree	DK
------------	---------------	---------------	------------------	------------------	----

(LIRE)	Tout à fait d'accord	Plutôt d'accord	Plutôt pas d'accord	Pas du tout d'accord	NSP
--------	----------------------	-----------------	---------------------	----------------------	-----

1	Helping those countries to prosper will ensure EU's prosperity	1	2	3	4	5
2	Helping those countries will be very expensive to the EU	1	2	3	4	5
3	Helping those countries will enable our companies to expand into new markets	1	2	3	4	5
4	In order to help those countries, we should give them easier access to EU markets	1	2	3	4	5

1	En aidant ces pays à prospérer, nous assurons la prospérité de l'UE	1	2	3	4	5
2	Aider ces pays coûtera très cher à l'UE	1	2	3	4	5
3	Aider ces pays permettra à nos entreprises d'accéder à de nouveaux marchés	1	2	3	4	5
4	Afin d'aider ces pays, nous devrions leur faciliter l'accès au marché de l'UE	1	2	3	4	5

EB65.3 NEW

EB65.3 NOUVEAU

(SHOW MAP WITH ONLY NEIGHBOURS HIGHLIGHTED IN A COLOUR, NO DISTINCTION BETWEEN EU MS, EEA, CANDIDATE AND POTENTIAL CANDIDATES)

(MONTRER CARTE AVEC LES PAYS VOISINS EN COULEUR, PAS DE DISTINCTIONS ENTRE LES ETATS MEMBRES DE L'UNION EUROPEENNE, LES PAYS DE L'ESPACE ECONOMIQUE EUROPEEN, LES PAYS CANDIDATS ET POTENTIELLEMENT CANDIDATS)

QA10 How interested are you in what is happening in countries neighbouring the European Union? Are you...?

QA10 Dans quelle mesure êtes-vous intéressé(e) par ce qui se passe dans les pays voisins de l'Union européenne ? Etes-vous ... ?

(READ OUT – ONE ANSWER ONLY)

(LIRE – UNE SEULE REPONSE)

Very interested	1
Fairly interested	2
Not very interested	3
Not at all interested	4
DK	5

Très intéressé(e)	1
Plutôt intéressé(e)	2
Plutôt pas intéressé(e)	3
Pas du tout intéressé(e)	4
NSP	5

EB65.3 NEW

EB65.3 NOUVEAU

SD1 In general, would you say that the European Union has very good, fairly good, fairly bad or very bad relations with neighbouring countries?

SD1 En général, diriez-vous que l'Union européenne a de très bonnes, plutôt bonnes, plutôt mauvaises ou très mauvaises relations avec ses pays voisins ?

Very good	1
Fairly good	2
Fairly bad	3
Very bad	4
Does not have any relationship with neighbouring countries (SPONTANEOUS)	5
DK	6

Très bonnes	1
Plutôt bonnes	2
Plutôt mauvaises	3
Très mauvaises	4
N'a pas de relations avec ses pays voisins (SPONTANE)	5
NSP	6

EB65.3 NEW

EB65.3 NOUVEAU

DEMOGRAPHICS

DEMOGRAPHIQUES

D1 In political matters people talk of "the left" and "the right".How would you place your views on this scale?

D1 A propos de politique, les gens parlent de "droite" et de "gauche". Vous-même, voudriez-vous situer votre position sur cette échelle ?

(SHOW CARD) - (INT.: DO NOT PROMPT - IF CONTACT HESITATES, TRY AGAIN)

(MONTRER CARTE) - (ENQ. : NE RIEN SUGGERER. SI LA PERSONNE HESITE, INSISTER)

Left									Right
1	2	3	4	5	6	7	8	9	10

Gauche									Droite
1	2	3	4	5	6	7	8	9	10

Refusal 11

Refus 11

DK 12

NSP 12

EB65.2 D1

EB65.2 D1

NO QUESTIONS D2 TO D6

PAS DE QUESTIONS D2 A D6

D7 Could you give me the letter which corresponds best to your own current situation?

D7 Pouvez-vous m'indiquer la lettre qui correspond le mieux à votre situation actuelle ?

(SHOW CARD - READ OUT - ONE ANSWER ONLY)

(MONTRER CARTE - LIRE - UNE SEULE REPONSE)

Married	1
Remarried	2
Unmarried, currently living with partner	3
Unmarried, having never lived with a partner	4
Unmarried, having previously lived with a partner, but now on my own	5
Divorced	6
Separated	7
Widowed	8
Other (SPONTANEOUS)	9
Refusal (SPONTANEOUS)	10

Marié(e)	1
Remarié(e)	2
Célibataire vivant actuellement en couple	3
Célibataire n'ayant jamais vécu en couple	4
Célibataire ayant déjà vécu en couple dans le passé mais actuellement seul(e)	5
Divorcé(e)	6
Séparé(e)	7
Veuf/Veuve	8
Autre (SPONTANE)	9
Refus (SPONTANE)	10

EB65.2 D7

EB65.2 D7

D8 How old were you when you stopped full-time education?

D8 A quel âge avez-vous arrêté vos études à temps complet ?

(INT.: IF "STILL STUDYING", CODE '00')

(ENQ. : SI "ETUDIE ENCORE", CODER '00')

--	--

--	--

EB65.2 D8

EB65.2 D8

ASK ALL

Let's move on to another topic

D10 Gender.

Male	1
Female	2

EB65.2 D10

D11 How old are you?

--	--

EB65.2 D11

ASK QE ONLY IN BG, RO, TR and HR

A TOUS

Parlons maintenant d'un autre sujet.

D10 Sexe du répondant.

Homme	1
Femme	2

EB65.2 D10

D11 Quel est votre âge ?

--	--

EB65.2 D11

POSER QE UNIQUEMENT EN BG, RO, TR et HR

ASK D15b ONLY IF NOT DOING ANY PAID WORK CURRENTLY, CODES 1 to 4 in D15a

POSER D15B SEULEMENT SI PAS D'ACTIVITE ACTUELLE, CODES 1 à 4 en D15a

D15a What is your current occupation?

D15a Quelle est votre profession actuelle ?

D15b Did you do any paid work in the past? What was your last occupation?

D15b Exerciez-vous une activité professionnelle rémunérée auparavant ? Laquelle en dernier lieu ?

	D15a CURRENT OCCUPATION	D15b LAST OCCUPATION
NON-ACTIVE		
Responsible for ordinary shopping and looking after the home, or without any current occupation, not working	1	
Student	2	
Unemployed or temporarily not working	3	
Retired or unable to work through illness	4	
SELF EMPLOYED		
Farmer	5	5
Fisherman	6	6
Professional (lawyer, medical practitioner, accountant, architect, etc.)	7	7
Owner of a shop, craftsmen, other self-employed person	8	8
Business proprietors, owner (full or partner) of a company	9	9
EMPLOYED		
Employed professional (employed doctor, lawyer, accountant, architect)	10	10
General management, director or top management (managing directors, director general, other director)	11	11
Middle management, other management (department head, junior manager, teacher, technician)	12	12
Employed position, working mainly at a desk	13	13
Employed position, not at a desk but travelling (salesmen, driver, etc.)	14	14
Employed position, not at a desk, but in a service job (hospital, restaurant, police, fireman, etc.)	15	15
Supervisor	16	16

	D15a PROFESSION ACTUELLE	D15b PROFESSION PRECEDETE
INACTIFS		
En charge des achats courants et des tâches ménagères ou sans aucune activité professionnelle	1	
Etudiants	2	
Au chômage \ temporairement sans emploi	3	
A la retraite ou en congé de maladie prolongé	4	
INDEPENDANTS		
Agriculteur exploitant	5	5
Pêcheur	6	6
Profession libérale (avocat, médecin, expert comptable, architecte, etc.)	7	7
Commerçant ou propriétaire d'un magasin, artisan ou autre travailleur indépendant	8	8
Industriel, propriétaire (en tout ou en partie) d'une entreprise	9	9
SALARIES		
Profession libérale salariée (docteur, avocat, comptable, architecte, etc.)	10	10
Cadre supérieur \ dirigeant (PDG\DG, Directeur, etc.)	11	11
Cadre moyen	12	12
Employé travaillant la plupart du temps dans un bureau	13	13
Employé ne travaillant pas dans un bureau mais voyageant (vendeur, chauffeur, représentant, etc.)	14	14
Employé ne travaillant pas dans un bureau mais ayant une fonction de service (hôpital, restaurant, police, pompiers, etc.)	15	15
Contremaître, agent de maîtrise	16	16

Skilled manual worker	17	17
Other (unskilled) manual worker, servant	18	18
NEVER DID ANY PAID WORK		19

EB65.2 D15a D15b

Ouvrier qualifié	17	17
Autre ouvrier (non qualifié), personnel de maison	18	18
N'A JAMAIS EXERCE D'ACTIVITE PROFESSIONNELLE REMUNEREE		19

EB65.2 D15a D15b

NO QUESTION D9

PAS DE QUESTION D9

NO QUESTION D12 TO D14

PAS DE QUESTIONS D12 A D14

NO QUESTIONS D16 TO D24

PAS DE QUESTIONS D16 A D24

D25 Would you say you live in a...?

D25 Diriez-vous que vous vivez ... ?

(READ OUT)

(LIRE)

Rural area or village	1
Small or middle sized town	2
Large town	3
DK	4

Dans une commune rurale	1
Dans une ville petite ou moyenne	2
Dans une grande ville	3
NSP	4

EB65.2 D25

EB65.2 D25

NO QUESTIONS D26 TO D39

PAS DE QUESTIONS D26 A D39

D40a Could you tell me how many people aged 15 years or more live in your household, yourself included?

D40a Pouvez-vous me dire combien de personnes âgées de 15 ans et plus vivent dans votre foyer, y compris vous-même ?

INT.: READ OUT - WRITE DOWN)

(ENQ. : LIRE - NOTER EN CLAIR)

EB65.2 D40a

EB65.2 D40a

D40b Could you tell me how many children less than 10 years old live in your household?

D40b Pouvez-vous me dire combien d'enfants de moins de 10 ans vivent dans votre foyer ?

INT.: READ OUT - WRITE DOWN)

ENQ. : LIRE - NOTER EN CLAIR)

EB65.2 D40b

EB65.2 D40b

D40c Could you tell me how many children aged 10 to 14 years old live in your household?

D40c Pouvez-vous me dire combien d'enfants de 10 à 14 ans vivent dans votre foyer ?

INT.: READ OUT - WRITE DOWN)

ENQ. : LIRE - NOTER EN CLAIR)

EB65.2 D40c

EB65.2 D40c

D41 You personally, were you born...?

(SHOW CARD - READ OUT - ONE ANSWER ONLY)

In (OUR COUNTRY)	1
In another Member Country of the European Union	2
In Europe, but not in a Member Country of the European Union	3
In Asia, in Africa or in Latin America	4
In Northern America, in Japan or in Oceania	5
Refusal (SPONTANEOUS)	6

EB65.2 D41

D41 Vous-même, êtes-vous né(e) ?

(MONTRER CATRE - LIRE - UNE SEULE REPONSE)

En (NOTRE PAYS)	1
Dans un autre Etat membre de l'Union européenne	2
En Europe, mais pas dans un Etat membre de l'Union européenne	3
En Asie, en Afrique ou en Amérique latine	4
En Amérique du Nord, au Japon ou en Océanie	5
Refus (SPONTANE)	6

EB65.2 D41

D42 Which of these proposals corresponds to your situation?

(SHOW CARD - READ OUT - ONE ANSWER ONLY)

Your mother and your father were born in (OUR COUNTRY)	1
One of your parents was born in (OUR COUNTRY) and the other was born in another Member State of the European Union	2
Your mother and your father were born in another Member State of the European Union	3
One of your parents was born in (OUR COUNTRY) and the other was born outside of the European Union	4
Your mother and your father were born outside the European Union	5
DK\Refusal (SPONTANEOUS)	6

EB65.2 D42

D42 Laquelle de ces propositions correspond à votre situation ?

(MONTRER CATRE - LIRE - UNE SEULE REPONSE)

Votre mère et votre père sont nés en (NOTRE PAYS)	1
L'un de vos parents est né en (NOTRE PAYS) et l'autre est né dans un autre Etat membre de l'Union européenne	2
Votre mère et votre père sont nés dans un autre Etat membre de l'Union européenne	3
Un de vos parents est né en (NOTRE PAYS) et l'autre est né en dehors de l'Union européenne	4
Votre père et votre mère sont nés en dehors de l'Union européenne	5
NSP \ Refus (SPONTANE)	6

EB65.2 D42

D43a Do you own a fixed telephone in your household?

	D43a	D43b
	Fixed	Mobile
Yes	1	1
No	2	2

EB65.2 D43a D43b

D43a Possédez-vous un téléphone fixe dans votre foyer ?

	D43a	D43b
	Fixe	Mobile
Oui	1	1
Non	2	2

EB65.2 D43a D43b

D43b Do you own a personal mobile telephone?

D43b Possédez-vous un téléphone mobile\ GSM\ portable personnel ?

--

--

D44 Do you consider yourself to be...?

D44 Vous-même, vous considérez-vous comme étant ... ?

(DO NOT READ - SHOW CARD - PRECODED LIST - ONE ANSWER ONLY)

(NE PAS LIRE - MONTRER CARTE - LISTE PRE-CODEE - UNE SEULE REPONSE)

Catholic	1
Orthodox	2
Protestant	3
Other Christian	4
Jewish	5
Muslim	6
Sikh	7
Buddhist	8
Hindu	9
Atheist	10
Non believer/Agnostic	11
Other (SPONTANEOUS)	12
DK	13

Catholique	1
Orthodoxe	2
Protestant	3
Autre chrétien	4
Juif	5
Musulman	6
Sikh	7
Bouddhiste	8
Hindouiste	9
Athéiste	10
Non croyant \ agnostique	11
Autre (SPONTANE)	12
NSP	13

EB65.2 D44

EB65.2 D44

--

--

D45 Apart from weddings or funerals, about how often do you attend religious services?

D45 A part les mariages ou les funérailles, tous les combien assistez-vous à une cérémonie \ un service religieux ?

(SHOW CARD - READ OUT - ONE ANSWER ONLY)

(MONTRER CARTE - LIRE - UNE SEULE REPONSE)

More than once a week	1
Once a week	2
About once a month	3
About each 2 or 3 month	4
Only on special holy days	5
About once a year	6
Less often	7
Never	8
DK	9

Plus d'une fois par semaine	1
Une fois par semaine	2
Environ une fois par mois	3
Environ tous les 2 ou 3 mois	4
Seulement lors de fêtes \ jours religieux spéciaux	5
Environ une fois par an	6
Moins souvent	7
Jamais	8
NSP	9

EB65.2 D45

EB65.2 D45

--

--

D46 Which of the following goods do you have?

D46 Parmi les biens suivants, lesquels possédez-vous ?

(SHOW CARD - READ OUT - SEVERAL ANSWERS POSSIBLE)

(MONTRER CARTE - LIRE - PLUSIEURS REPONSES POSSIBLES)

Television	1,
DVD player	2,
Music CD player	3,
Computer	4,
An Internet connection at home	5,
A car	6,
An apartment \ a house which you have finished paying for	7,
An apartment \ a house which you are paying for	8,
None (SPONTANEOUS)	9,
DK	10,

Une télévision	1,
Un lecteur DVD	2,
Un lecteur CD audio	3,
Un ordinateur	4,
Une connexion Internet à la maison	5,
Une voiture	6,
Un appartement \ Une maison que vous avez fini de payer	7,
Un appartement \ Une maison que vous êtes en train de payer	8,
Aucun (SPONTANE)	9,
NSP	10,

EB65.2 D46

EB65.2 D46

INTERVIEW PROTOCOLE

PROTOCOLE D'INTERVIEW

P1 DATE OF INTERVIEW

P1 DATE DE L'INTERVIEW

DAY MONTH

JOUR MOIS

EB65.2 P1

EB65.2 P1

P2 TIME OF THE BEGINNING OF THE INTERVIEW

P2 HEURE DU DEBUT DE L'INTERVIEW

(INT.:USE 24 HOUR CLOCK)

(ENQ. : DE 0 A 23 HEURE)

HOUR MINUTES

HEURE MINUTES

EB65.2 P2

EB65.2 P2

P3 NUMBER OF MINUTES THE INTERVIEW LASTED

P3 DUREE DE L'INTERVIEW EN MINUTES

MINUTES

MINUTES

EB65.2 P3

EB65.2 P3

P4 Number of persons present during the interview, including interviewer

P4 Nombre de personnes présentes pendant l'interview, l'enquêteur inclus.

Two (interviewer and respondent)	1
Three	2
Four	3
Five or more	4

Deux (l'enquêteur et le répondant)	1
Trois	2
Quatre	3
Cinq et plus	4

EB65.2 P4

EB65.2 P4

P5 Respondent cooperation

P5 Coopération du répondant

Excellent	1
Fair	2
Average	3
Bad	4

Excellente	1
Bonne	2
Moyenne	3
Médiocre	4

EB65.2 P5

EB65.2 P5

P6 | Size of locality

(LOCAL CODES)

EB65.2 P6

P6 | Catégorie d'habitat

(CODES LOCAUX)

EB65.2 P6

P7 | Region

(LOCAL CODES)

EB65.2 P7

P7 | Région

(CODES LOCAUX)

EB65.2 P7

P8 | Postal code

EB65.2 P8

P8 | Code postal

EB65.2 P8

P9 | Sample point number

EB65.2 P9

P9 | N° point de chute

EB65.2 P9

P10 | Interviewer number

EB65.2 P10

P10 | N° enquêteur

EB65.2 P10

P11 | Weighting factor

EB65.2 P11

P11 | Facteur de pondération

EB65.2 P11

ASK ONLY in LU, BE, ES, FI, EE, LV, MT and TR

POSER UNIQUEMENT en LU, BE, ES, FI, EE, LV, MT et TR

P13 Language of interview

P13 Langue de l'interview

Language 1	1
Language 2	2
Language 3	3

Langue 1	1
Langue 2	2
Langue 3	3

EB65.2 P13

EB65.2 P13

Tables

QA1 Combien d'Etats membres pensez-vous que l'Union européenne compte actuellement ?

QA1 How many countries do you think are currently in the European Union?

	TOTAL	Moins de 25 / Less than 25	25	Plus de 25 / More than 25	NSP / DK
UE25 EU25	24815	52%	23%	5%	20%
BE	1057	52%	31%	7%	11%
CZ	1110	44%	30%	4%	22%
DK	1021	52%	30%	8%	9%
D-W	1028	64%	15%	5%	17%
DE	1529	65%	15%	5%	16%
D-E	501	70%	16%	4%	10%
EE	1000	45%	34%	5%	16%
EL	1000	48%	39%	2%	11%
ES	1006	41%	19%	4%	36%
FR	1034	39%	45%	5%	11%
IE	1000	48%	21%	9%	22%
IT	1024	52%	16%	2%	31%
CY	505	22%	58%	3%	18%
CY (tcc)	500	33%	24%	11%	32%
LV	1002	30%	21%	5%	44%
LT	1025	35%	23%	8%	35%
LU	501	33%	50%	4%	13%
HU	1002	50%	32%	4%	15%
MT	500	30%	42%	7%	21%
NL	1020	78%	15%	4%	3%
AT	1011	47%	39%	1%	14%
PL	1000	42%	36%	3%	19%
PT	1000	38%	35%	1%	26%
SI	1009	37%	51%	3%	8%
SK	1103	47%	38%	3%	11%
FI	1013	71%	15%	6%	8%
SE	1006	68%	16%	12%	4%
UK	1337	57%	8%	9%	25%
BG	1031	38%	15%	4%	43%
RO	1008	30%	16%	3%	51%
HR	1000	43%	23%	7%	27%
TR	1002	24%	5%	3%	68%

QA2 Pouvez-vous citer 5 pays dont on dit qu'ils pourraient adhérer à l'Union européenne dans un proche avenir ? (NE PAS LIRE – PLUSIEURS REPONSES POSSIBLES)

QA2 Can you name 5 countries that are said to join the European Union in a near future? (DO NOT READ OUT – MULTIPLE ANSWERS POSSIBLE)

	TOTAL	Albanie / Albania	Algérie / Algeria	Arménie / Armenia	Azerbaïdjan / Azerbaijan	Biélorussie / Belarus	Bosnie-Herzégovine / Bosnia and Herzegovina	Bulgarie / Bulgaria	Croatie / Croatia	Chypre / Cyprus	République tchèque / Czech Republic	Egypte / Egypt	Estonie / Estonia	Géorgie / Georgia	Hongrie / Hungary	Islande / Iceland	Israël / Israel	Jordanie / Jordan	Kosovo	Lettonie / Latvia	Liban / Lebanon	Libye / Libya
UE25 EU25	24815	5%	2%	1%	1%	5%	6%	25%	14%	5%	6%	1%	5%	2%	9%	1%	1%	0%	2%	6%	0%	1%
BE	1057	8%	2%	2%	1%	6%	8%	27%	17%	8%	10%	2%	8%	3%	17%	1%	2%	0%	5%	10%	1%	1%
CZ	1110	5%	0%	1%	0%	8%	9%	43%	33%	3%	1%	1%	3%	1%	8%	1%	0%	0%	2%	6%	0%	1%
DK	1021	5%	1%	2%	0%	4%	9%	38%	13%	3%	8%	0%	10%	1%	7%	1%	0%	0%	1%	11%	0%	0%
D-W	1028	3%	0%	1%	0%	3%	3%	37%	11%	2%	7%	0%	6%	2%	11%	1%	1%	0%	1%	6%	0%	0%
DE	1529	3%	0%	1%	0%	3%	3%	39%	11%	2%	8%	0%	6%	2%	13%	1%	1%	0%	1%	6%	0%	0%
D-E	501	3%	1%	1%	0%	7%	3%	48%	12%	5%	13%	0%	6%	2%	23%	1%	0%	0%	2%	8%	1%	0%
EE	1000	4%	1%	2%	0%	5%	7%	23%	10%	2%	1%	1%	5%	3%	1%	1%	0%	0%	2%	3%	0%	0%
EL	1000	19%	1%	1%	1%	5%	5%	48%	10%	34%	9%	1%	2%	4%	8%	1%	2%	1%	1%	3%	1%	0%
ES	1006	1%	1%	2%	1%	2%	4%	6%	4%	1%	3%	1%	2%	1%	4%	1%	1%	0%	1%	2%	0%	0%
FR	1034	3%	2%	1%	1%	3%	4%	17%	9%	2%	3%	1%	5%	1%	7%	1%	0%	0%	1%	4%	0%	0%
IE	1000	3%	2%	2%	0%	4%	7%	20%	15%	5%	7%	1%	7%	1%	8%	1%	2%	1%	2%	10%	0%	0%
IT	1024	16%	6%	3%	2%	7%	8%	17%	24%	6%	10%	6%	6%	3%	13%	3%	2%	2%	2%	8%	2%	4%
CY	505	4%	-	1%	1%	3%	3%	52%	8%	1%	5%	1%	4%	2%	7%	0%	0%	0%	0%	1%	0%	0%
CY (tcc)	500	8%	1%	4%	4%	3%	6%	37%	17%	16%	9%	2%	2%	3%	9%	3%	3%	1%	1%	3%	1%	0%
LV	1002	2%	0%	2%	1%	7%	3%	23%	7%	1%	0%	1%	9%	6%	0%	0%	0%	0%	1%	0%	0%	0%
LT	1025	3%	0%	4%	1%	6%	6%	20%	9%	2%	4%	1%	4%	10%	6%	2%	0%	1%	4%	0%	1%	1%
LU	501	5%	1%	1%	0%	4%	10%	39%	24%	8%	11%	1%	5%	0%	11%	2%	1%	0%	5%	7%	-	0%
HU	1002	4%	0%	1%	0%	2%	7%	39%	31%	2%	5%	0%	3%	1%	1%	-	-	0%	1%	2%	0%	0%
MT	500	4%	0%	0%	0%	2%	3%	22%	11%	6%	1%	0%	4%	1%	3%	1%	0%	0%	1%	3%	-	2%
NL	1020	6%	0%	1%	1%	5%	6%	33%	14%	4%	12%	1%	10%	1%	19%	0%	1%	-	1%	12%	0%	0%
AT	1011	7%	0%	1%	1%	7%	26%	53%	49%	7%	10%	0%	6%	6%	13%	1%	1%	0%	5%	4%	0%	0%
PL	1000	2%	0%	1%	0%	12%	4%	26%	10%	2%	4%	0%	5%	2%	6%	0%	0%	0%	1%	8%	-	1%
PT	1000	2%	2%	2%	2%	4%	3%	6%	6%	2%	4%	2%	3%	3%	4%	3%	1%	1%	1%	2%	1%	1%
SI	1009	5%	0%	1%	0%	4%	4%	27%	43%	83%	4%	3%	1%	2%	6%	2%	0%	0%	1%	3%	0%	0%
SK	1103	5%	1%	1%	0%	11%	12%	54%	42%	5%	1%	2%	2%	2%	4%	0%	1%	0%	2%	8%	1%	1%
FI	1013	2%	0%	1%	1%	4%	5%	25%	8%	4%	3%	0%	7%	1%	4%	0%	0%	0%	1%	11%	-	0%
SE	1006	7%	1%	1%	1%	10%	10%	26%	16%	6%	6%	0%	16%	1%	8%	1%	0%	0%	2%	17%	0%	0%
UK	1337	4%	1%	0%	1%	3%	5%	20%	11%	9%	7%	1%	6%	1%	8%	2%	1%	0%	2%	5%	0%	1%
BG	1031	6%	-	1%	-	5%	8%	85%	15%	1%	1%	-	2%	1%	2%	1%	0%	0%	1%	2%	-	0%
RO	1008	6%	1%	1%	1%	3%	5%	67%	18%	4%	4%	1%	2%	3%	8%	2%	1%	0%	1%	3%	1%	1%
HR	1000	12%	0%	1%	-	2%	37%	46%	80%	2%	3%	1%	2%	1%	6%	1%	0%	-	2%	1%	0%	-
TR	1002	4%	1%	4%	4%	4%	4%	22%	8%	13%	10%	2%	3%	2%	4%	1%	3%	1%	1%	3%	1%	2%

QA2 Pouvez-vous citer 5 pays dont on dit qu'ils pourraient adhérer à l'Union européenne dans un proche avenir ? (NE PAS LIRE – PLUSIEURS REponses POSSIBLES)

QA2 Can you name 5 countries that are said to join the European Union in a near future? (DO NOT READ OUT – MULTIPLE ANSWERS POSSIBLE)

	Lituanie / Lithuania	Macédoine / Macédoine Ancienne république yougoslave de Macédoine Former Yugoslav Republic of Macedonia	Malte / Malta	Moldavie / Moldova	Maroc / Morocco	Norvège / Norway	Territoires palestiniens (Bande de Gaza et la Cisjordanie)\ L'autorité palestienne / Palestinian territories (the Gaza strip and the West Bank)\ The Palestinian authority	Pologne / Poland	Roumanie / Romania	Serbie- Monténégro / Serbia and Montenegro	Slovaquie / Slovakia	Slovénie / Slovenia	Suisse / Switzerland	Syrie / Syria	Tunisie / Tunisia	Turquie / Turkey	Ukraine	Les Balkans occidentaux\ Balkans / Western Balkans	Autres / Others	NSP / DK
UE25 EU25	7%	5%	3%	3%	2%	4%	0%	10%	29%	9%	5%	6%	2%	0%	2%	42%	10%	1%	3%	26%
BE	12%	7%	4%	4%	3%	5%	0%	19%	29%	11%	6%	9%	6%	0%	2%	53%	6%	2%	5%	7%
CZ	8%	8%	1%	2%	0%	3%	0%	6%	39%	15%	5%	11%	2%	-	1%	41%	16%	2%	2%	22%
DK	7%	5%	1%	1%	0%	3%	-	10%	39%	16%	7%	6%	1%	0%	0%	62%	12%	3%	5%	11%
D-W	8%	3%	2%	2%	0%	2%	0%	16%	46%	8%	7%	10%	3%	0%	0%	51%	9%	1%	0%	14%
DE	8%	4%	2%	2%	0%	2%	0%	18%	47%	8%	8%	10%	3%	0%	1%	52%	9%	1%	0%	13%
D-E	9%	5%	1%	3%	0%	3%	-	25%	53%	6%	14%	9%	1%	-	2%	53%	9%	3%	0%	8%
EE	3%	5%	1%	3%	0%	2%	0%	4%	21%	10%	4%	9%	0%	0%	1%	41%	20%	1%	3%	38%
EL	3%	11%	3%	2%	1%	2%	0%	16%	37%	15%	3%	3%	2%	0%	0%	71%	8%	1%	1%	7%
ES	1%	1%	1%	1%	1%	1%	0%	6%	15%	7%	2%	3%	1%	0%	1%	25%	3%	2%	4%	55%
FR	5%	4%	1%	2%	4%	3%	-	7%	27%	12%	6%	7%	4%	0%	5%	61%	10%	1%	8%	19%
IE	9%	4%	3%	3%	2%	4%	0%	10%	22%	6%	6%	7%	3%	1%	2%	40%	9%	1%	1%	35%
IT	7%	7%	9%	5%	4%	10%	0%	8%	13%	5%	3%	5%	3%	0%	4%	25%	5%	1%	1%	31%
CY	2%	4%	4%	1%	-	1%	-	9%	50%	4%	4%	1%	0%	-	0%	62%	9%	0%	2%	18%
CY (tcc)	5%	5%	3%	8%	1%	7%	0%	12%	25%	3%	2%	2%	6%	0%	1%	38%	8%	3%	2%	35%
LV	1%	2%	1%	5%	0%	1%	-	2%	21%	8%	3%	5%	0%	0%	1%	41%	28%	0%	1%	34%
LT	2%	6%	2%	6%	0%	4%	0%	3%	21%	10%	7%	8%	2%	0%	0%	29%	25%	2%	2%	41%
LU	8%	9%	3%	5%	3%	4%	1%	8%	39%	17%	5%	5%	6%	1%	5%	59%	16%	1%	4%	13%
HU	2%	8%	2%	2%	0%	0%	0%	2%	70%	14%	6%	6%	0%	-	-	24%	10%	-	2%	13%
MT	3%	9%	0%	2%	-	0%	0%	3%	21%	4%	1%	4%	2%	-	4%	41%	8%	1%	1%	44%
NL	12%	7%	1%	3%	1%	3%	0%	25%	44%	20%	8%	7%	2%	0%	1%	69%	10%	1%	8%	6%
AT	4%	14%	4%	3%	0%	4%	0%	13%	57%	23%	10%	19%	4%	0%	0%	22%	3%	1%	0%	5%
PL	14%	2%	1%	3%	1%	1%	0%	1%	37%	4%	4%	3%	0%	0%	1%	26%	36%	1%	2%	28%
PT	4%	2%	2%	5%	2%	5%	1%	6%	9%	2%	2%	3%	8%	1%	3%	20%	13%	1%	-	60%
SI	2%	21%	2%	1%	0%	1%	-	4%	46%	43%	3%	1%	1%	0%	1%	40%	7%	4%	0%	1%
SK	5%	7%	2%	3%	1%	2%	0%	3%	55%	23%	1%	9%	1%	0%	2%	42%	30%	3%	1%	17%
FI	10%	4%	1%	1%	0%	3%	0%	8%	28%	14%	7%	8%	1%	-	0%	70%	6%	3%	6%	15%
SE	15%	5%	2%	5%	0%	3%	0%	11%	30%	19%	7%	9%	1%	0%	1%	63%	13%	1%	3%	16%
UK	4%	2%	4%	1%	1%	4%	0%	9%	12%	5%	5%	5%	3%	1%	1%	39%	4%	1%	6%	39%
BG	2%	20%	2%	3%	0%	0%	0%	2%	87%	13%	3%	6%	0%	-	-	30%	14%	0%	-	10%
RO	5%	5%	1%	14%	1%	1%	0%	7%	78%	11%	6%	7%	1%	1%	1%	29%	12%	1%	1%	14%
HR	4%	26%	2%	2%	1%	3%	0%	4%	49%	28%	2%	3%	4%	-	1%	42%	6%	1%	-	15%
TR	2%	2%	1%	3%	1%	5%	0%	10%	19%	3%	2%	2%	8%	2%	1%	49%	9%	1%	1%	41%

QA3 Avez-vous déjà rencontré quelqu'un des pays suivants ? (PLUSIEURS REPONSES POSSIBLES)

QA3 Have you ever met anyone from the following countries? (MULTIPLE ANSWERS POSSIBLE)

	TOTAL	Algérie / Algeria	Arménie / Armenia	Azerbaïdjan / Azerbaijan	Biélorussie / Belarus	Egypte / Egypt	Géorgie / Georgia	Israël / Israel	Jordanie / Jordan	Liban / Lebanon	Libye / Libya	Moldavie / Moldova	Maroc / Morocco	Territoires palestiniens (Bande de Gaza et la Cisjordanie) / Palestinian territories (the Gaza strip and the West Bank)	Syrie / Syria	Tunisie / Tunisia	Ukraine	Aucun de ces pays (SPONTANE) / None of these (SPONTANEOUS)	NSP / DK
UE25 EU25	24815	18%	8%	3%	14%	18%	5%	17%	5%	10%	4%	5%	30%	5%	5%	22%	23%	36%	5%
BE	1057	31%	12%	3%	14%	24%	5%	23%	7%	14%	5%	4%	64%	8%	7%	39%	15%	24%	0%
CZ	1110	3%	3%	2%	9%	11%	4%	4%	1%	2%	1%	3%	2%	1%	3%	10%	50%	35%	8%
DK	1021	17%	6%	4%	16%	33%	6%	43%	11%	28%	8%	4%	30%	30%	15%	24%	17%	24%	2%
D-W	1028	13%	12%	7%	32%	20%	10%	19%	7%	10%	6%	7%	23%	9%	8%	22%	29%	33%	4%
DE	1529	12%	11%	6%	30%	19%	9%	17%	7%	9%	5%	7%	21%	8%	7%	21%	28%	36%	3%
D-E	501	8%	8%	5%	24%	13%	7%	10%	4%	6%	2%	5%	11%	3%	4%	15%	23%	48%	1%
EE	1000	3%	32%	20%	42%	9%	30%	12%	3%	3%	3%	20%	7%	3%	3%	4%	53%	24%	12%
EL	1000	4%	9%	1%	5%	12%	14%	5%	3%	4%	2%	3%	3%	3%	9%	3%	14%	61%	0%
ES	1006	8%	2%	0%	2%	4%	0%	4%	2%	1%	1%	1%	31%	3%	1%	5%	7%	56%	8%
FR	1034	73%	19%	2%	7%	23%	3%	31%	6%	27%	5%	3%	73%	5%	7%	61%	12%	12%	3%
IE	1000	11%	3%	2%	12%	12%	4%	13%	4%	6%	4%	4%	14%	4%	3%	9%	16%	49%	7%
IT	1024	14%	3%	1%	12%	23%	2%	7%	2%	5%	5%	12%	44%	3%	2%	30%	27%	22%	11%
CY	505	4%	21%	2%	16%	32%	29%	25%	10%	29%	5%	15%	5%	11%	37%	2%	22%	21%	5%
CY (tcc)	500	12%	18%	38%	10%	19%	17%	24%	20%	12%	7%	44%	7%	27%	19%	6%	35%	22%	3%
LV	1002	1%	22%	19%	48%	2%	24%	13%	1%	2%	0%	20%	1%	1%	0%	1%	53%	31%	3%
LT	1025	2%	27%	19%	48%	3%	28%	11%	1%	3%	1%	18%	1%	0%	1%	1%	46%	26%	10%
LU	501	28%	6%	2%	16%	17%	5%	20%	4%	10%	6%	4%	34%	5%	2%	31%	18%	36%	1%
HU	1002	2%	2%	1%	3%	4%	2%	5%	2%	1%	1%	1%	1%	1%	2%	3%	17%	70%	5%
MT	500	9%	3%	2%	5%	21%	6%	12%	6%	8%	34%	3%	14%	8%	13%	34%	13%	42%	3%
NL	1020	15%	12%	5%	15%	32%	5%	37%	10%	10%	4%	4%	65%	11%	11%	23%	15%	19%	1%
AT	1011	4%	4%	2%	8%	30%	6%	17%	4%	4%	2%	3%	16%	2%	4%	28%	12%	29%	17%
PL	1000	3%	8%	2%	23%	4%	5%	9%	1%	3%	1%	2%	3%	2%	2%	3%	44%	42%	5%
PT	1000	4%	1%	0%	2%	2%	1%	1%	0%	0%	1%	7%	16%	0%	0%	3%	36%	48%	10%
SI	1009	1%	1%	0%	3%	6%	1%	2%	1%	1%	1%	2%	3%	0%	1%	4%	9%	80%	2%
SK	1103	3%	3%	2%	7%	10%	5%	9%	2%	2%	3%	3%	3%	2%	3%	9%	44%	44%	3%
FI	1013	9%	5%	4%	15%	18%	5%	24%	4%	7%	3%	2%	24%	6%	4%	12%	13%	43%	3%
SE	1006	19%	10%	8%	20%	35%	6%	43%	11%	40%	7%	4%	30%	23%	24%	29%	19%	20%	2%
UK	1337	13%	5%	4%	5%	24%	5%	23%	9%	10%	7%	2%	20%	7%	5%	14%	16%	48%	1%
BG	1031	3%	16%	3%	8%	3%	7%	11%	3%	5%	4%	8%	3%	2%	6%	2%	24%	50%	10%
RO	1008	1%	1%	0%	1%	1%	1%	5%	2%	1%	1%	18%	2%	0%	2%	0%	6%	67%	9%
HR	1000	4%	1%	0%	2%	5%	1%	7%	4%	3%	4%	1%	4%	3%	4%	3%	11%	73%	2%
TR	1002	1%	2%	7%	2%	1%	3%	1%	1%	0%	1%	3%	1%	1%	4%	1%	3%	68%	17%

QA4a.1 Pour chacun des pays suivants, dites-moi si vous le considérez comme un voisin de l'Union européenne.

QA4a.1 For each of the following countries, please tell me if you consider it to be a neighbour of the European Union.

Arménie

Armenia

	TOTAL	Vous le considérez comme un voisin de l'UE / You consider it to be an EU neighbour	Vous ne le considérez pas comme un voisin de l'UE / You do not consider it to be an EU neighbour	NSP / DK
UE25 EU25	24815	26%	59%	15%
BE	1057	34%	62%	4%
CZ	1110	11%	82%	7%
DK	1021	23%	66%	11%
D-W	1028	16%	69%	15%
DE	1529	17%	70%	14%
D-E	501	19%	72%	9%
EE	1000	21%	64%	14%
EL	1000	26%	73%	1%
ES	1006	22%	55%	23%
FR	1034	47%	42%	12%
IE	1000	22%	45%	33%
IT	1024	22%	62%	16%
CY	505	33%	45%	22%
CY (tcc)	500	20%	58%	22%
LV	1002	22%	61%	17%
LT	1025	22%	59%	20%
LU	501	23%	69%	8%
HU	1002	15%	72%	13%
MT	500	32%	43%	26%
NL	1020	37%	57%	6%
AT	1011	17%	76%	7%
PL	1000	18%	71%	12%
PT	1000	17%	56%	28%
SI	1009	13%	78%	8%
SK	1103	12%	79%	9%
FI	1013	28%	64%	9%
SE	1006	26%	58%	16%
UK	1337	35%	40%	25%
BG	1031	38%	39%	22%
RO	1008	15%	40%	44%
HR	1000	22%	57%	22%
TR	1002	27%	42%	31%

QA4a.2 Pour chacun des pays suivants, dites-moi si vous le considérez comme un voisin de l'Union européenne.

QA4a.2 For each of the following countries, please tell me if you consider it to be a neighbour of the European Union.

Egypte

Egypt

	TOTAL	Vous le considérez comme un voisin de l'UE / You consider it to be an EU neighbour	Vous ne le considérez pas comme un voisin de l'UE / You do not consider it to be an EU neighbour	NSP / DK
UE25 EU25	24815	19%	72%	9%
BE	1057	23%	76%	2%
CZ	1110	10%	85%	5%
DK	1021	19%	77%	4%
D-W	1028	10%	81%	10%
DE	1529	11%	80%	9%
D-E	501	13%	80%	6%
EE	1000	22%	66%	12%
EL	1000	33%	67%	0%
ES	1006	18%	63%	19%
FR	1034	26%	69%	5%
IE	1000	15%	59%	26%
IT	1024	24%	66%	10%
CY	505	55%	37%	7%
CY (tcc)	500	15%	67%	19%
LV	1002	20%	62%	18%
LT	1025	17%	64%	19%
LU	501	14%	82%	4%
HU	1002	11%	79%	11%
MT	500	37%	45%	18%
NL	1020	25%	74%	2%
AT	1011	12%	84%	4%
PL	1000	16%	75%	10%
PT	1000	11%	66%	23%
SI	1009	12%	82%	6%
SK	1103	14%	78%	8%
FI	1013	22%	73%	5%
SE	1006	18%	73%	9%
UK	1337	23%	66%	11%
BG	1031	24%	52%	23%
RO	1008	10%	50%	40%
HR	1000	19%	65%	16%
TR	1002	19%	49%	32%

QA4a.3 Pour chacun des pays suivants, dites-moi si vous le considérez comme un voisin de l'Union européenne.

QA4a.3 For each of the following countries, please tell me if you consider it to be a neighbour of the European Union.

Israel

Israel

	TOTAL	Vous le considérez comme un voisin de l'UE / You consider it to be an EU neighbour	Vous ne le considérez pas comme un voisin de l'UE / You do not consider it to be an EU neighbour	NSP / DK
UE25 EU25	24815	16%	74%	10%
BE	1057	17%	80%	2%
CZ	1110	5%	89%	5%
DK	1021	17%	78%	5%
D-W	1028	8%	81%	11%
DE	1529	8%	82%	10%
D-E	501	9%	85%	7%
EE	1000	18%	67%	14%
EL	1000	19%	81%	0%
ES	1006	18%	63%	18%
FR	1034	21%	74%	5%
IE	1000	18%	56%	26%
IT	1024	20%	69%	12%
CY	505	58%	34%	8%
CY (tcc)	500	20%	60%	20%
LV	1002	17%	65%	18%
LT	1025	16%	64%	21%
LU	501	15%	82%	3%
HU	1002	7%	83%	11%
MT	500	36%	47%	18%
NL	1020	25%	73%	2%
AT	1011	10%	85%	5%
PL	1000	10%	79%	10%
PT	1000	11%	65%	23%
SI	1009	9%	84%	7%
SK	1103	11%	81%	8%
FI	1013	24%	71%	5%
SE	1006	21%	70%	9%
UK	1337	22%	66%	12%
BG	1031	24%	53%	23%
RO	1008	11%	48%	40%
HR	1000	19%	64%	17%
TR	1002	24%	45%	32%

QA4a.4 Pour chacun des pays suivants, dites-moi si vous le considérez comme un voisin de l'Union européenne.

QA4a.4 For each of the following countries, please tell me if you consider it to be a neighbour of the European Union.

Jordanie

Jordan

	TOTAL	Vous le considérez comme un voisin de l'UE / You consider it to be an EU neighbour	Vous ne le considérez pas comme un voisin de l'UE / You do not consider it to be an EU neighbour	NSP / DK
UE25 EU25	24815	12%	76%	12%
BE	1057	12%	85%	3%
CZ	1110	5%	88%	6%
DK	1021	7%	88%	5%
D-W	1028	6%	82%	12%
DE	1529	6%	82%	12%
D-E	501	5%	84%	11%
EE	1000	9%	73%	18%
EL	1000	16%	84%	0%
ES	1006	16%	65%	19%
FR	1034	17%	75%	7%
IE	1000	13%	60%	27%
IT	1024	16%	72%	12%
CY	505	39%	48%	13%
CY (tcc)	500	10%	68%	22%
LV	1002	7%	68%	25%
LT	1025	11%	60%	29%
LU	501	8%	88%	4%
HU	1002	6%	83%	11%
MT	500	23%	57%	21%
NL	1020	12%	86%	2%
AT	1011	7%	86%	6%
PL	1000	7%	81%	12%
PT	1000	9%	65%	26%
SI	1009	7%	86%	7%
SK	1103	9%	83%	8%
FI	1013	13%	80%	7%
SE	1006	8%	80%	12%
UK	1337	14%	70%	16%
BG	1031	19%	56%	25%
RO	1008	9%	50%	41%
HR	1000	12%	70%	18%
TR	1002	15%	51%	34%

QA4a.5 Pour chacun des pays suivants, dites-moi si vous le considérez comme un voisin de l'Union européenne.

QA4a.5 For each of the following countries, please tell me if you consider it to be a neighbour of the European Union.

Moldavie

Moldova

	TOTAL	Vous le considérez comme un voisin de l'UE / You consider it to be an EU neighbour	Vous ne le considérez pas comme un voisin de l'UE / You do not consider it to be an EU neighbour	NSP / DK
UE25 EU25	24815	32%	51%	17%
BE	1057	39%	55%	6%
CZ	1110	20%	72%	8%
DK	1021	34%	50%	16%
D-W	1028	27%	58%	15%
DE	1529	29%	57%	14%
D-E	501	36%	54%	10%
EE	1000	46%	39%	15%
EL	1000	33%	66%	2%
ES	1006	22%	53%	24%
FR	1034	38%	46%	16%
IE	1000	32%	38%	30%
IT	1024	33%	53%	15%
CY	505	50%	32%	18%
CY (tcc)	500	38%	39%	22%
LV	1002	53%	30%	17%
LT	1025	46%	34%	20%
LU	501	26%	65%	8%
HU	1002	22%	65%	13%
MT	500	38%	37%	25%
NL	1020	45%	46%	9%
AT	1011	26%	63%	10%
PL	1000	31%	56%	13%
PT	1000	26%	47%	26%
SI	1009	20%	72%	9%
SK	1103	27%	63%	11%
FI	1013	36%	54%	10%
SE	1006	42%	42%	15%
UK	1337	37%	33%	31%
BG	1031	57%	21%	22%
RO	1008	27%	37%	37%
HR	1000	31%	49%	21%
TR	1002	32%	34%	34%

QA4a.6 Pour chacun des pays suivants, dites-moi si vous le considérez comme un voisin de l'Union européenne.

QA4a.6 For each of the following countries, please tell me if you consider it to be a neighbour of the European Union.

Maroc

Morocco

	TOTAL	Vous le considérez comme un voisin de l'UE / You consider it to be an EU neighbour	Vous ne le considérez pas comme un voisin de l'UE / You do not consider it to be an EU neighbour	NSP / DK
UE25 EU25	24815	32%	58%	10%
BE	1057	41%	57%	1%
CZ	1110	15%	79%	6%
DK	1021	35%	59%	5%
D-W	1028	25%	64%	11%
DE	1529	24%	66%	10%
D-E	501	19%	73%	8%
EE	1000	25%	60%	14%
EL	1000	18%	81%	0%
ES	1006	44%	41%	16%
FR	1034	49%	48%	4%
IE	1000	24%	49%	27%
IT	1024	30%	60%	10%
CY	505	32%	49%	19%
CY (tcc)	500	12%	65%	22%
LV	1002	18%	60%	22%
LT	1025	15%	58%	27%
LU	501	29%	67%	4%
HU	1002	15%	72%	13%
MT	500	38%	43%	19%
NL	1020	45%	53%	1%
AT	1011	27%	68%	6%
PL	1000	20%	69%	11%
PT	1000	37%	42%	21%
SI	1009	20%	73%	7%
SK	1103	14%	76%	10%
FI	1013	38%	54%	8%
SE	1006	33%	58%	10%
UK	1337	32%	56%	13%
BG	1031	26%	49%	24%
RO	1008	14%	45%	41%
HR	1000	25%	57%	18%
TR	1002	19%	47%	33%

QA4a.7 Pour chacun des pays suivants, dites-moi si vous le considérez comme un voisin de l'Union européenne.

QA4a.7 For each of the following countries, please tell me if you consider it to be a neighbour of the European Union.

Territoires palestiniens (Bande de Gaza et la Cisjordanie)

Palestinian territories (the Gaza strip and the West Bank)

	TOTAL	Vous le considérez comme un voisin de l'UE / You consider it to be an EU neighbour	Vous ne le considérez pas comme un voisin de l'UE / You do not consider it to be an EU neighbour	NSP / DK
UE25 EU25	24815	10%	78%	11%
BE	1057	9%	88%	3%
CZ	1110	5%	89%	6%
DK	1021	11%	84%	5%
D-W	1028	5%	83%	12%
DE	1529	5%	84%	11%
D-E	501	5%	88%	7%
EE	1000	10%	72%	17%
EL	1000	15%	85%	0%
ES	1006	17%	64%	19%
FR	1034	15%	79%	6%
IE	1000	10%	61%	29%
IT	1024	14%	75%	11%
CY	505	42%	47%	11%
CY (tcc)	500	6%	72%	22%
LV	1002	9%	68%	23%
LT	1025	8%	65%	27%
LU	501	7%	87%	5%
HU	1002	4%	85%	11%
MT	500	19%	60%	20%
NL	1020	11%	86%	3%
AT	1011	7%	87%	6%
PL	1000	7%	82%	11%
PT	1000	8%	67%	25%
SI	1009	6%	87%	7%
SK	1103	7%	84%	9%
FI	1013	16%	76%	8%
SE	1006	11%	79%	10%
UK	1337	10%	76%	14%
BG	1031	14%	61%	25%
RO	1008	6%	51%	43%
HR	1000	9%	72%	19%
TR	1002	11%	56%	33%

QA4a.8 Pour chacun des pays suivants, dites-moi si vous le considérez comme un voisin de l'Union européenne.

QA4a.8 For each of the following countries, please tell me if you consider it to be a neighbour of the European Union.

Tunisie

Tunisia

	TOTAL	Vous le considérez comme un voisin de l'UE / You consider it to be an EU neighbour	Vous ne le considérez pas comme un voisin de l'UE / You do not consider it to be an EU neighbour	NSP / DK
UE25 EU25	24815	28%	62%	11%
BE	1057	38%	61%	2%
CZ	1110	14%	82%	4%
DK	1021	29%	67%	4%
D-W	1028	19%	71%	10%
DE	1529	19%	71%	10%
D-E	501	19%	74%	7%
EE	1000	20%	65%	15%
EL	1000	16%	83%	0%
ES	1006	29%	53%	18%
FR	1034	46%	49%	4%
IE	1000	19%	52%	29%
IT	1024	34%	56%	10%
CY	505	26%	55%	18%
CY (tcc)	500	13%	65%	22%
LV	1002	16%	59%	25%
LT	1025	13%	59%	28%
LU	501	31%	64%	4%
HU	1002	12%	77%	11%
MT	500	50%	34%	16%
NL	1020	34%	63%	3%
AT	1011	20%	75%	6%
PL	1000	20%	69%	11%
PT	1000	24%	52%	24%
SI	1009	16%	76%	7%
SK	1103	19%	72%	9%
FI	1013	28%	65%	7%
SE	1006	28%	62%	11%
UK	1337	30%	55%	15%
BG	1031	22%	53%	25%
RO	1008	12%	47%	41%
HR	1000	23%	59%	18%
TR	1002	21%	44%	35%

QA4a.9 Pour chacun des pays suivants, dites-moi si vous le considérez comme un voisin de l'Union européenne.

QA4a.9 For each of the following countries, please tell me if you consider it to be a neighbour of the European Union.

Ukraine

Ukraine

	TOTAL	Vous le considérez comme un voisin de l'UE / You consider it to be an EU neighbour	Vous ne le considérez pas comme un voisin de l'UE / You do not consider it to be an EU neighbour	NSP / DK
UE25 EU25	24815	58%	32%	10%
BE	1057	59%	38%	2%
CZ	1110	81%	16%	3%
DK	1021	61%	34%	5%
D-W	1028	56%	32%	12%
DE	1529	58%	32%	11%
D-E	501	63%	31%	6%
EE	1000	77%	14%	9%
EL	1000	55%	44%	0%
ES	1006	38%	42%	20%
FR	1034	62%	32%	7%
IE	1000	44%	30%	26%
IT	1024	41%	48%	11%
CY	505	67%	21%	12%
CY (tcc)	500	46%	32%	22%
LV	1002	77%	14%	9%
LT	1025	71%	16%	13%
LU	501	55%	40%	5%
HU	1002	81%	13%	6%
MT	500	50%	32%	19%
NL	1020	65%	32%	3%
AT	1011	52%	41%	6%
PL	1000	91%	6%	4%
PT	1000	41%	36%	23%
SI	1009	66%	28%	6%
SK	1103	85%	10%	5%
FI	1013	63%	30%	7%
SE	1006	63%	27%	10%
UK	1337	57%	28%	15%
BG	1031	73%	10%	17%
RO	1008	45%	20%	35%
HR	1000	60%	25%	15%
TR	1002	44%	23%	32%

QA4b.1 Et pour chacun des pays suivants, dites-moi si vous le considérez comme un voisin de l'Union européenne.

QA4b.1 And what about these countries, please tell me if you consider it to be a neighbour of the European Union.

Algérie

Algeria

	TOTAL	Vous le considérez comme un voisin de l'UE / You consider it to be an EU neighbour	Vous ne le considérez pas comme un voisin de l'UE / You do not consider it to be an EU neighbour	NSP / DK
UE25 EU25	24815	22%	66%	11%
BE	1057	29%	69%	2%
CZ	1110	9%	85%	6%
DK	1021	25%	68%	7%
D-W	1028	16%	73%	11%
DE	1529	16%	74%	10%
D-E	501	14%	79%	7%
EE	1000	17%	66%	18%
EL	1000	20%	80%	0%
ES	1006	25%	57%	18%
FR	1034	44%	51%	5%
IE	1000	17%	55%	28%
IT	1024	20%	69%	12%
CY	505	30%	50%	20%
CY (tcc)	500	13%	62%	25%
LV	1002	11%	63%	26%
LT	1025	11%	64%	25%
LU	501	21%	74%	5%
HU	1002	10%	78%	11%
MT	500	36%	45%	19%
NL	1020	31%	66%	3%
AT	1011	15%	80%	6%
PL	1000	11%	77%	11%
PT	1000	20%	56%	24%
SI	1009	14%	79%	7%
SK	1103	14%	77%	9%
FI	1013	25%	67%	8%
SE	1006	25%	63%	12%
UK	1337	25%	59%	15%
BG	1031	24%	52%	24%
RO	1008	13%	44%	43%
HR	1000	21%	63%	17%
TR	1002	21%	46%	33%

QA4b.2 Et pour chacun des pays suivants, dites-moi si vous le considérez comme un voisin de l'Union européenne.

QA4b.2 And what about these countries, please tell me if you consider it to be a neighbour of the European Union.

Biélorussie

Belarus

	TOTAL	Vous le considérez comme un voisin de l'UE / You consider it to be an EU neighbour	Vous ne le considérez pas comme un voisin de l'UE / You do not consider it to be an EU neighbour	NSP / DK
UE25 EU25	24815	50%	38%	13%
BE	1057	57%	40%	3%
CZ	1110	66%	30%	5%
DK	1021	60%	34%	7%
D-W	1028	51%	37%	12%
DE	1529	53%	36%	11%
D-E	501	62%	32%	6%
EE	1000	74%	17%	9%
EL	1000	44%	56%	0%
ES	1006	31%	48%	21%
FR	1034	48%	41%	11%
IE	1000	41%	33%	26%
IT	1024	33%	54%	14%
CY	505	62%	27%	11%
CY (tcc)	500	25%	43%	32%
LV	1002	88%	5%	7%
LT	1025	81%	9%	10%
LU	501	48%	47%	5%
HU	1002	50%	38%	12%
MT	500	42%	36%	22%
NL	1020	63%	34%	3%
AT	1011	49%	42%	9%
PL	1000	85%	10%	5%
PT	1000	26%	49%	25%
SI	1009	56%	37%	7%
SK	1103	64%	29%	7%
FI	1013	69%	26%	5%
SE	1006	67%	24%	9%
UK	1337	42%	34%	24%
BG	1031	70%	12%	18%
RO	1008	25%	33%	42%
HR	1000	51%	31%	18%
TR	1002	32%	35%	33%

QA4b.3 Et pour chacun des pays suivants, dites-moi si vous le considérez comme un voisin de l'Union européenne.

QA4b.3 And what about these countries, please tell me if you consider it to be a neighbour of the European Union.

Georgie

Georgia

	TOTAL	Vous le considérez comme un voisin de l'UE / You consider it to be an EU neighbour	Vous ne le considérez pas comme un voisin de l'UE / You do not consider it to be an EU neighbour	NSP / DK
UE25 EU25	24815	28%	58%	14%
BE	1057	33%	64%	4%
CZ	1110	14%	79%	6%
DK	1021	29%	61%	10%
D-W	1028	22%	63%	14%
DE	1529	22%	65%	13%
D-E	501	22%	69%	9%
EE	1000	29%	58%	13%
EL	1000	42%	57%	1%
ES	1006	24%	54%	22%
FR	1034	37%	50%	13%
IE	1000	23%	48%	29%
IT	1024	21%	63%	16%
CY	505	57%	31%	11%
CY (tcc)	500	16%	60%	24%
LV	1002	30%	55%	15%
LT	1025	27%	57%	17%
LU	501	30%	64%	6%
HU	1002	16%	73%	11%
MT	500	29%	47%	24%
NL	1020	42%	52%	6%
AT	1011	19%	72%	9%
PL	1000	20%	70%	10%
PT	1000	20%	53%	27%
SI	1009	20%	72%	8%
SK	1103	21%	71%	8%
FI	1013	32%	59%	9%
SE	1006	26%	58%	15%
UK	1337	39%	41%	20%
BG	1031	38%	37%	25%
RO	1008	16%	41%	43%
HR	1000	27%	54%	19%
TR	1002	24%	42%	33%

QA4b.4 Et pour chacun des pays suivants, dites-moi si vous le considérez comme un voisin de l'Union européenne.

QA4b.4 And what about these countries, please tell me if you consider it to be a neighbour of the European Union.

Kazakhstan

Kazakhstan

	TOTAL	Vous le considérez comme un voisin de l'UE / You consider it to be an EU neighbour	Vous ne le considérez pas comme un voisin de l'UE / You do not consider it to be an EU neighbour	NSP / DK
UE25 EU25	24815	15%	70%	15%
BE	1057	18%	78%	4%
CZ	1110	11%	82%	6%
DK	1021	13%	78%	9%
D-W	1028	11%	76%	12%
DE	1529	12%	77%	11%
D-E	501	12%	80%	8%
EE	1000	10%	77%	13%
EL	1000	13%	83%	3%
ES	1006	16%	60%	25%
FR	1034	19%	66%	14%
IE	1000	14%	52%	34%
IT	1024	12%	73%	16%
CY	505	18%	63%	19%
CY (tcc)	500	7%	68%	25%
LV	1002	15%	69%	16%
LT	1025	11%	70%	18%
LU	501	14%	80%	6%
HU	1002	9%	78%	13%
MT	500	15%	58%	27%
NL	1020	19%	76%	6%
AT	1011	10%	81%	8%
PL	1000	16%	74%	10%
PT	1000	13%	59%	28%
SI	1009	13%	79%	7%
SK	1103	13%	79%	8%
FI	1013	22%	69%	9%
SE	1006	17%	69%	15%
UK	1337	22%	55%	23%
BG	1031	26%	49%	25%
RO	1008	9%	48%	43%
HR	1000	15%	65%	20%
TR	1002	18%	49%	33%

QA4b.5 Et pour chacun des pays suivants, dites-moi si vous le considérez comme un voisin de l'Union européenne.

QA4b.5 And what about these countries, please tell me if you consider it to be a neighbour of the European Union.

Liban

Lebanon

	TOTAL	Vous le considérez comme un voisin de l'UE / You consider it to be an EU neighbour	Vous ne le considérez pas comme un voisin de l'UE / You do not consider it to be an EU neighbour	NSP / DK
UE25 EU25	24815	12%	76%	12%
BE	1057	11%	87%	2%
CZ	1110	6%	87%	6%
DK	1021	10%	83%	7%
D-W	1028	6%	83%	11%
DE	1529	6%	83%	11%
D-E	501	6%	85%	8%
EE	1000	10%	72%	18%
EL	1000	16%	83%	0%
ES	1006	16%	65%	19%
FR	1034	18%	75%	7%
IE	1000	14%	59%	27%
IT	1024	16%	73%	11%
CY	505	56%	34%	10%
CY (tcc)	500	8%	67%	24%
LV	1002	11%	65%	24%
LT	1025	8%	68%	24%
LU	501	9%	87%	4%
HU	1002	6%	82%	12%
MT	500	22%	57%	21%
NL	1020	13%	84%	3%
AT	1011	10%	83%	7%
PL	1000	7%	83%	10%
PT	1000	11%	63%	26%
SI	1009	8%	86%	7%
SK	1103	9%	82%	10%
FI	1013	15%	77%	7%
SE	1006	11%	76%	13%
UK	1337	12%	71%	16%
BG	1031	19%	56%	26%
RO	1008	6%	51%	43%
HR	1000	12%	69%	19%
TR	1002	15%	51%	34%

QA4b.6 Et pour chacun des pays suivants, dites-moi si vous le considérez comme un voisin de l'Union européenne.

QA4b.6 And what about these countries, please tell me if you consider it to be a neighbour of the European Union.

Libye

Libya

	TOTAL	Vous le considérez comme un voisin de l'UE / You consider it to be an EU neighbour	Vous ne le considérez pas comme un voisin de l'UE / You do not consider it to be an EU neighbour	NSP / DK
UE25 EU25	24815	12%	76%	12%
BE	1057	9%	88%	3%
CZ	1110	7%	88%	6%
DK	1021	12%	80%	7%
D-W	1028	8%	81%	12%
DE	1529	8%	81%	11%
D-E	501	8%	83%	8%
EE	1000	12%	68%	20%
EL	1000	22%	78%	0%
ES	1006	15%	65%	19%
FR	1034	13%	79%	8%
IE	1000	13%	61%	26%
IT	1024	19%	69%	12%
CY	505	42%	46%	12%
CY (tcc)	500	9%	67%	24%
LV	1002	9%	65%	26%
LT	1025	7%	66%	27%
LU	501	9%	87%	5%
HU	1002	8%	81%	11%
MT	500	43%	41%	16%
NL	1020	11%	86%	3%
AT	1011	11%	82%	7%
PL	1000	9%	81%	11%
PT	1000	12%	62%	25%
SI	1009	10%	83%	7%
SK	1103	10%	79%	10%
FI	1013	15%	78%	7%
SE	1006	9%	76%	15%
UK	1337	13%	73%	14%
BG	1031	18%	57%	25%
RO	1008	8%	50%	42%
HR	1000	17%	66%	18%
TR	1002	19%	46%	34%

QA4b.7 Et pour chacun des pays suivants, dites-moi si vous le considérez comme un voisin de l'Union européenne.

QA4b.7 And what about these countries, please tell me if you consider it to be a neighbour of the European Union.

Russie

Russia

	TOTAL	Vous le considérez comme un voisin de l'UE / You consider it to be an EU neighbour	Vous ne le considérez pas comme un voisin de l'UE / You do not consider it to be an EU neighbour	NSP / DK
UE25 EU25	24815	57%	35%	8%
BE	1057	62%	37%	1%
CZ	1110	66%	31%	3%
DK	1021	73%	22%	5%
D-W	1028	57%	34%	9%
DE	1529	59%	33%	8%
D-E	501	67%	28%	5%
EE	1000	82%	11%	7%
EL	1000	57%	42%	0%
ES	1006	42%	41%	17%
FR	1034	58%	38%	4%
IE	1000	38%	39%	22%
IT	1024	40%	50%	10%
CY	505	58%	33%	10%
CY (tcc)	500	37%	40%	22%
LV	1002	88%	6%	6%
LT	1025	81%	9%	9%
LU	501	54%	42%	4%
HU	1002	56%	36%	7%
MT	500	46%	38%	16%
NL	1020	68%	31%	1%
AT	1011	49%	45%	6%
PL	1000	79%	16%	4%
PT	1000	37%	42%	21%
SI	1009	67%	28%	6%
SK	1103	56%	37%	7%
FI	1013	92%	6%	2%
SE	1006	83%	12%	5%
UK	1337	59%	32%	9%
BG	1031	71%	12%	17%
RO	1008	34%	29%	37%
HR	1000	59%	26%	15%
TR	1002	39%	29%	32%

QA4b.8 Et pour chacun des pays suivants, dites-moi si vous le considérez comme un voisin de l'Union européenne.

QA4b.8 And what about these countries, please tell me if you consider it to be a neighbour of the European Union.

Syrie

Syria

	TOTAL	Vous le considérez comme un voisin de l'UE / You consider it to be an EU neighbour	Vous ne le considérez pas comme un voisin de l'UE / You do not consider it to be an EU neighbour	NSP / DK
UE25 EU25	24815	11%	77%	12%
BE	1057	9%	88%	3%
CZ	1110	6%	88%	6%
DK	1021	7%	86%	7%
D-W	1028	5%	84%	11%
DE	1529	5%	85%	10%
D-E	501	6%	87%	7%
EE	1000	13%	68%	19%
EL	1000	17%	83%	0%
ES	1006	14%	67%	19%
FR	1034	15%	76%	9%
IE	1000	13%	59%	28%
IT	1024	13%	74%	13%
CY	505	53%	37%	9%
CY (tcc)	500	13%	64%	23%
LV	1002	9%	66%	25%
LT	1025	9%	65%	25%
LU	501	7%	88%	5%
HU	1002	7%	82%	11%
MT	500	23%	58%	19%
NL	1020	10%	88%	3%
AT	1011	9%	84%	7%
PL	1000	8%	82%	10%
PT	1000	14%	61%	25%
SI	1009	10%	82%	8%
SK	1103	11%	80%	10%
FI	1013	14%	78%	8%
SE	1006	9%	78%	13%
UK	1337	12%	72%	16%
BG	1031	20%	53%	27%
RO	1008	10%	49%	42%
HR	1000	14%	67%	19%
TR	1002	17%	51%	33%

QA5.1 Pourriez-vous me dire si vous êtes d'accord ou pas d'accord avec chacune des affirmations suivantes.

QA5.1 Please tell me, for each of the following statements, if you agree or disagree with it.

L'UE pourrait inviter d'autres pays à la rejoindre à l'avenir mais ne devrait pas s'élargir trop vite

The EU could invite other countries to join in the future but should not enlarge too fast

	TOTAL	Tout à fait d'accord / Totally agree	Plutôt d'accord / Tend to agree	Plutôt pas d'accord / Tend to disagree	Pas du tout d'accord / / Totally disagree	NSP / DK	D'accord / Agree	Pas d'accord / Disagree
UE25 EU25	24815	28%	44%	13%	8%	6%	72%	21%
BE	1057	41%	40%	10%	8%	1%	81%	19%
CZ	1110	27%	46%	19%	4%	4%	73%	23%
DK	1021	52%	33%	9%	6%	1%	85%	15%
D-W	1028	32%	31%	18%	18%	2%	63%	35%
DE	1529	33%	31%	18%	17%	2%	64%	34%
D-E	501	36%	33%	18%	13%	0%	69%	31%
EE	1000	28%	45%	13%	6%	8%	73%	19%
EL	1000	30%	44%	11%	13%	1%	74%	25%
ES	1006	12%	46%	17%	5%	21%	58%	21%
FR	1034	36%	40%	11%	11%	3%	76%	21%
IE	1000	36%	40%	8%	3%	14%	76%	10%
IT	1024	23%	55%	12%	4%	6%	79%	16%
CY	505	46%	34%	5%	3%	11%	81%	9%
CY (tcc)	500	47%	16%	8%	16%	12%	63%	24%
LV	1002	32%	44%	12%	4%	8%	76%	15%
LT	1025	28%	47%	10%	4%	12%	75%	13%
LU	501	37%	39%	13%	8%	2%	76%	22%
HU	1002	25%	43%	17%	6%	9%	68%	23%
MT	500	18%	53%	11%	3%	15%	71%	14%
NL	1020	42%	40%	10%	7%	1%	82%	17%
AT	1011	20%	42%	20%	11%	7%	61%	31%
PL	1000	22%	56%	12%	2%	8%	79%	14%
PT	1000	14%	50%	15%	10%	12%	63%	25%
SI	1009	25%	53%	16%	3%	4%	78%	18%
SK	1103	20%	58%	13%	3%	6%	78%	16%
FI	1013	39%	38%	13%	7%	2%	77%	21%
SE	1006	51%	35%	8%	5%	2%	85%	13%
UK	1337	29%	46%	11%	7%	8%	75%	17%
BG	1031	33%	37%	8%	1%	21%	70%	9%
RO	1008	34%	33%	9%	4%	20%	67%	13%
HR	1000	32%	45%	8%	5%	9%	77%	13%
TR	1002	27%	27%	17%	10%	19%	54%	27%

QA5.2 Pourriez-vous me dire si vous êtes d'accord ou pas d'accord avec chacune des affirmations suivantes.

QA5.2 Please tell me, for each of the following statements, if you agree or disagree with it.

Parallèlement au processus d'élargissement en cours, l'UE devrait proposer à d'autres pays voisins un autre type de relation qui n'irait pas jusqu'à l'adhésion à l'UE

Parallel with the ongoing enlargement process, the EU should offer another type of relationship to other neighbouring countries that does not go as far as EU membership

	TOTAL	Tout à fait d'accord / Totally agree	Plutôt d'accord / Tend to agree	Plutôt pas d'accord / Tend to disagree	Pas du tout d'accord / / Totally disagree	NSP / DK	D'accord / Agree	Pas d'accord / Disagree
UE25 EU25	24815	21%	49%	14%	6%	10%	70%	20%
BE	1057	27%	46%	16%	9%	3%	73%	24%
CZ	1110	18%	45%	22%	5%	9%	64%	28%
DK	1021	24%	46%	15%	10%	5%	70%	26%
D-W	1028	26%	42%	18%	10%	4%	68%	28%
DE	1529	27%	42%	17%	9%	4%	69%	27%
D-E	501	34%	42%	14%	6%	4%	76%	21%
EE	1000	21%	51%	9%	3%	16%	72%	12%
EL	1000	27%	48%	16%	5%	4%	75%	22%
ES	1006	14%	47%	12%	3%	24%	61%	15%
FR	1034	27%	48%	10%	7%	8%	75%	17%
IE	1000	19%	47%	7%	2%	25%	65%	10%
IT	1024	18%	55%	14%	3%	10%	73%	17%
CY	505	43%	34%	6%	3%	14%	77%	9%
CY (tcc)	500	34%	27%	10%	14%	16%	60%	24%
LV	1002	25%	48%	11%	2%	14%	73%	14%
LT	1025	21%	45%	10%	3%	21%	66%	13%
LU	501	30%	43%	12%	7%	9%	73%	18%
HU	1002	22%	49%	14%	4%	11%	71%	18%
MT	500	17%	46%	12%	2%	23%	63%	14%
NL	1020	24%	43%	18%	11%	5%	66%	29%
AT	1011	22%	47%	15%	6%	10%	70%	21%
PL	1000	15%	59%	11%	2%	13%	74%	13%
PT	1000	13%	47%	14%	5%	21%	61%	18%
SI	1009	16%	57%	17%	2%	8%	73%	18%
SK	1103	16%	53%	15%	3%	12%	69%	18%
FI	1013	24%	48%	17%	5%	5%	73%	22%
SE	1006	34%	38%	12%	8%	8%	72%	20%
UK	1337	15%	51%	15%	8%	12%	65%	23%
BG	1031	24%	37%	8%	2%	30%	60%	10%
RO	1008	26%	32%	10%	4%	28%	58%	14%
HR	1000	20%	45%	13%	7%	15%	65%	20%
TR	1002	17%	35%	15%	12%	21%	52%	27%

QA5.3 Pourriez-vous me dire si vous êtes d'accord ou pas d'accord avec chacune des affirmations suivantes.

QA5.3 Please tell me, for each of the following statements, if you agree or disagree with it.

Une fois le processus de l'élargissement achevé, l'UE ne devrait pas avoir de relations spéciales avec des pays en dehors de ses frontières mais devrait au contraire les traiter de la même manière que n'importe quel pays tiers

Once the current enlargement process is over, the EU should not have specific relationships with countries outside its borders but instead treat them the same as any other third countries

	TOTAL	Tout à fait d'accord / Totally agree	Plutôt d'accord / Tend to agree	Plutôt pas d'accord / Tend to disagree	Pas du tout d'accord / / Totally disagree	NSP / DK	D'accord / Agree	Pas d'accord / Disagree
UE25 EU25	24815	16%	36%	26%	10%	11%	52%	36%
BE	1057	21%	36%	30%	11%	2%	57%	41%
CZ	1110	24%	44%	21%	5%	5%	69%	26%
DK	1021	18%	23%	31%	24%	4%	42%	55%
D-W	1028	16%	28%	32%	18%	6%	44%	50%
DE	1529	17%	27%	32%	19%	5%	44%	51%
D-E	501	20%	24%	32%	22%	2%	45%	53%
EE	1000	19%	41%	19%	5%	15%	60%	24%
EL	1000	18%	40%	28%	12%	2%	58%	40%
ES	1006	7%	32%	26%	8%	27%	39%	34%
FR	1034	17%	42%	21%	8%	12%	59%	29%
IE	1000	13%	30%	20%	10%	27%	43%	30%
IT	1024	14%	44%	22%	7%	13%	58%	30%
CY	505	28%	31%	17%	8%	16%	58%	26%
CY (tcc)	500	27%	16%	12%	28%	17%	43%	39%
LV	1002	16%	36%	26%	8%	15%	52%	34%
LT	1025	11%	31%	24%	13%	21%	42%	37%
LU	501	18%	28%	27%	20%	7%	46%	47%
HU	1002	13%	36%	29%	10%	12%	49%	39%
MT	500	14%	37%	16%	10%	23%	51%	26%
NL	1020	29%	29%	25%	14%	3%	58%	39%
AT	1011	21%	37%	22%	7%	13%	58%	29%
PL	1000	13%	40%	27%	8%	12%	52%	36%
PT	1000	10%	31%	28%	9%	22%	41%	37%
SI	1009	13%	35%	36%	8%	8%	48%	44%
SK	1103	18%	47%	22%	3%	10%	65%	25%
FI	1013	23%	33%	30%	7%	6%	57%	37%
SE	1006	35%	30%	20%	8%	7%	65%	28%
UK	1337	18%	39%	24%	8%	11%	57%	32%
BG	1031	14%	39%	15%	2%	29%	54%	18%
RO	1008	19%	25%	16%	12%	28%	43%	29%
HR	1000	15%	30%	28%	15%	13%	45%	42%
TR	1002	15%	22%	22%	22%	19%	37%	44%

QA6 Dans la liste suivante, quelles sont les trois valeurs qui représentent le mieux l'Union européenne ? (MAX. 3 REponses)

QA6 In the following list, which three values best represent the European Union? (MAX. 3 ANSWERS)

	TOTAL	L'état de droit / The Rule of law	Le respect de la vie humaine / Respect for human life	Les droits de l'homme / Human rights	Les libertés individuelles / Individual freedom	La démocratie / Democracy	La paix / Peace	L'égalité / Equality	La solidarité et l'entraide / Solidarity and support for others	La tolérance / Tolerance	L'économie de marché / Market economy	La protection de l'environnement / Environmental protection	Le respect d'autres cultures et des religions / Respect for other cultures and religions	La prospérité économique / Economic prosperity	L'héritage culturel / Cultural heritage	Aucune de celles-ci (SPONTANEOUS) / None of these (SPONTANEOUS)	NSP / DK
UE25 EU25	24815	18%	17%	39%	12%	37%	38%	13%	12%	9%	26%	10%	12%	17%	6%	2%	3%
BE	1057	14%	20%	43%	9%	38%	37%	15%	14%	14%	29%	9%	11%	25%	5%	2%	-
CZ	1110	20%	10%	39%	13%	36%	36%	10%	16%	6%	35%	16%	9%	25%	6%	1%	0%
DK	1021	13%	14%	40%	10%	48%	34%	8%	15%	7%	41%	14%	9%	29%	4%	1%	1%
D-W	1028	23%	13%	46%	11%	49%	47%	8%	13%	9%	27%	7%	13%	13%	6%	2%	1%
DE	1529	23%	13%	46%	10%	48%	47%	9%	13%	9%	27%	8%	13%	12%	6%	2%	1%
D-E	501	23%	14%	48%	8%	40%	47%	10%	14%	10%	27%	11%	13%	11%	7%	2%	-
EE	1000	17%	13%	38%	13%	27%	34%	14%	14%	9%	31%	19%	9%	14%	6%	3%	4%
EL	1000	4%	18%	33%	17%	41%	51%	14%	16%	5%	21%	6%	13%	15%	6%	5%	0%
ES	1006	11%	10%	25%	12%	32%	22%	18%	10%	6%	21%	4%	8%	24%	5%	5%	9%
FR	1034	13%	20%	48%	15%	32%	46%	11%	16%	9%	22%	10%	14%	12%	11%	2%	1%
IE	1000	14%	30%	36%	15%	23%	30%	18%	10%	7%	29%	16%	11%	25%	5%	1%	5%
IT	1024	22%	24%	32%	14%	36%	41%	22%	9%	10%	20%	6%	13%	12%	6%	0%	2%
CY	505	16%	24%	55%	21%	40%	37%	17%	9%	2%	13%	11%	22%	8%	4%	2%	1%
CY (tcc)	500	40%	38%	43%	24%	26%	17%	18%	6%	9%	9%	6%	1%	25%	3%	5%	4%
LV	1002	19%	10%	42%	11%	25%	27%	9%	10%	3%	43%	13%	8%	24%	9%	3%	2%
LT	1025	17%	16%	41%	22%	36%	31%	10%	10%	6%	20%	11%	10%	25%	6%	2%	4%
LU	501	22%	23%	45%	13%	33%	50%	15%	11%	7%	18%	9%	16%	11%	4%	2%	1%
HU	1002	17%	13%	39%	14%	34%	36%	14%	14%	5%	36%	20%	7%	21%	6%	1%	1%
MT	500	15%	24%	34%	12%	28%	36%	15%	8%	5%	20%	30%	10%	16%	7%	2%	5%
NL	1020	22%	14%	46%	12%	45%	30%	14%	10%	6%	33%	10%	14%	27%	3%	1%	1%
AT	1011	15%	14%	22%	21%	39%	41%	9%	9%	9%	29%	8%	8%	20%	4%	8%	2%
PL	1000	16%	18%	38%	10%	39%	28%	12%	12%	18%	27%	16%	10%	14%	5%	2%	4%
PT	1000	20%	26%	19%	13%	34%	35%	24%	14%	5%	23%	8%	11%	12%	3%	3%	5%
SI	1009	25%	12%	28%	11%	39%	45%	12%	9%	4%	32%	13%	10%	11%	4%	3%	1%
SK	1103	16%	13%	32%	15%	39%	34%	12%	18%	9%	39%	14%	11%	20%	5%	2%	1%
FI	1013	13%	8%	37%	13%	26%	37%	12%	13%	6%	38%	16%	8%	27%	6%	4%	2%
SE	1006	13%	11%	35%	8%	38%	54%	9%	13%	3%	31%	20%	10%	19%	5%	5%	2%
UK	1337	19%	21%	43%	10%	26%	31%	13%	9%	9%	27%	11%	13%	20%	5%	4%	5%
BG	1031	25%	24%	40%	19%	22%	24%	10%	14%	7%	32%	9%	8%	28%	3%	1%	5%
RO	1008	19%	16%	38%	10%	30%	25%	8%	9%	2%	16%	6%	2%	19%	2%	0%	7%
HR	1000	23%	20%	34%	9%	35%	33%	14%	10%	8%	31%	10%	9%	28%	3%	3%	3%
TR	1002	22%	29%	47%	18%	26%	20%	22%	6%	6%	11%	8%	11%	23%	2%	5%	6%

QA7 Avez-vous déjà entendu parler de la politique européenne de voisinage ?

QA7 Have you ever heard of the European Neighbourhood policy?

	TOTAL	Oui / Yes	Non / No
UE25 EU25	24815	18%	82%
BE	1057	11%	89%
CZ	1110	16%	84%
DK	1021	18%	82%
D-W	1028	30%	70%
DE	1529	32%	68%
D-E	501	40%	60%
EE	1000	26%	74%
EL	1000	11%	89%
ES	1006	12%	88%
FR	1034	13%	87%
IE	1000	11%	89%
IT	1024	17%	83%
CY	505	15%	85%
CY (tcc)	500	16%	84%
LV	1002	51%	49%
LT	1025	33%	67%
LU	501	37%	63%
HU	1002	18%	82%
MT	500	39%	61%
NL	1020	10%	90%
AT	1011	34%	66%
PL	1000	19%	81%
PT	1000	22%	78%
SI	1009	25%	75%
SK	1103	26%	74%
FI	1013	27%	73%
SE	1006	14%	86%
UK	1337	7%	93%
BG	1031	35%	65%
RO	1008	23%	77%
HR	1000	23%	77%
TR	1002	11%	89%

QA8.1 Pourriez-vous me dire si vous pensez qu'il est très important, plutôt important, plutôt pas important ou pas du tout important que l'Union européenne développe des relations spéciales avec ces pays en matière de ...

QA8.1 For each of the following areas, please tell me if you think it is very important, fairly important, not very important or not at all important that the European Union develop specific relationships with these countries with respect to...

Immigration

Immigration

	TOTAL	Très important / Very important	Plutôt important / Fairly important	Plutôt pas important / Not very important	Pas du tout important / Not at all important	NSP / DK	Important	Pas important / Not important
UE25 EU25	24815	37%	40%	13%	7%	4%	76%	19%
BE	1057	29%	40%	19%	11%	1%	69%	30%
CZ	1110	29%	44%	18%	4%	4%	73%	23%
DK	1021	52%	30%	10%	5%	2%	83%	15%
D-W	1028	35%	35%	19%	9%	2%	70%	28%
DE	1529	36%	34%	19%	10%	2%	70%	28%
D-E	501	37%	32%	18%	12%	1%	69%	30%
EE	1000	22%	46%	13%	8%	11%	68%	21%
EL	1000	42%	34%	15%	9%	0%	76%	24%
ES	1006	51%	36%	4%	3%	6%	87%	7%
FR	1034	28%	41%	14%	12%	5%	69%	26%
IE	1000	49%	37%	5%	2%	8%	86%	6%
IT	1024	41%	43%	8%	3%	4%	85%	12%
CY	505	40%	27%	18%	10%	5%	67%	28%
CY (tcc)	500	55%	19%	8%	7%	12%	74%	14%
LV	1002	27%	47%	16%	4%	7%	74%	20%
LT	1025	28%	46%	14%	2%	9%	74%	16%
LU	501	27%	43%	15%	9%	6%	70%	24%
HU	1002	29%	42%	19%	6%	4%	71%	25%
MT	500	39%	41%	7%	4%	10%	79%	10%
NL	1020	23%	44%	23%	7%	3%	68%	30%
AT	1011	32%	40%	16%	8%	4%	71%	25%
PL	1000	26%	58%	7%	2%	7%	84%	9%
PT	1000	22%	54%	10%	4%	9%	77%	14%
SI	1009	33%	49%	14%	2%	2%	82%	16%
SK	1103	31%	48%	15%	4%	3%	78%	19%
FI	1013	32%	41%	16%	8%	2%	74%	24%
SE	1006	36%	40%	13%	7%	5%	76%	20%
UK	1337	48%	29%	11%	8%	5%	76%	18%
BG	1031	42%	37%	6%	2%	13%	79%	8%
RO	1008	43%	34%	9%	3%	11%	77%	12%
HR	1000	34%	40%	15%	3%	9%	74%	18%
TR	1002	35%	31%	10%	6%	18%	66%	16%

QA8.2 Pourriez-vous me dire si vous pensez qu'il est très important, plutôt important, plutôt pas important ou pas du tout important que l'Union européenne développe des relations spéciales avec ces pays en matière de ...

QA8.2 For each of the following areas, please tell me if you think it is very important, fairly important, not very important or not at all important that the European Union develop specific relationships with these countries with respect to...

Environnement

Environment

	TOTAL	Très important / Very important	Plutôt important / Fairly important	Plutôt pas important / Not very important	Pas du tout important / Not at all important	NSP / DK	Important	Pas important / Not important
UE25 EU25	24815	48%	39%	7%	2%	3%	87%	10%
BE	1057	43%	42%	10%	4%	1%	85%	14%
CZ	1110	51%	38%	8%	2%	1%	90%	9%
DK	1021	65%	28%	4%	1%	1%	94%	5%
D-W	1028	55%	36%	7%	1%	1%	91%	9%
DE	1529	55%	36%	7%	1%	1%	91%	8%
D-E	501	55%	36%	6%	1%	1%	91%	8%
EE	1000	34%	49%	6%	2%	10%	83%	7%
EL	1000	54%	36%	7%	2%	0%	90%	10%
ES	1006	38%	44%	9%	1%	8%	82%	10%
FR	1034	36%	42%	11%	7%	4%	78%	17%
IE	1000	51%	36%	5%	1%	7%	87%	6%
IT	1024	44%	42%	9%	2%	3%	86%	10%
CY	505	59%	25%	8%	4%	3%	84%	13%
CY (tcc)	500	53%	22%	9%	4%	11%	75%	14%
LV	1002	35%	49%	9%	1%	6%	84%	10%
LT	1025	34%	49%	7%	1%	8%	83%	8%
LU	501	39%	43%	9%	5%	4%	82%	14%
HU	1002	60%	33%	4%	1%	2%	93%	5%
MT	500	36%	49%	5%	1%	9%	85%	6%
NL	1020	47%	42%	9%	2%	1%	88%	11%
AT	1011	45%	41%	9%	2%	2%	87%	11%
PL	1000	52%	41%	4%	1%	3%	93%	4%
PT	1000	31%	55%	5%	2%	8%	86%	6%
SI	1009	42%	45%	9%	1%	3%	87%	10%
SK	1103	42%	46%	10%	1%	1%	88%	11%
FI	1013	56%	36%	5%	1%	2%	92%	6%
SE	1006	71%	22%	2%	2%	3%	93%	4%
UK	1337	56%	31%	6%	2%	4%	87%	9%
BG	1031	53%	32%	4%	1%	10%	85%	4%
RO	1008	51%	33%	6%	1%	9%	84%	6%
HR	1000	49%	37%	7%	1%	7%	85%	8%
TR	1002	39%	33%	7%	4%	18%	72%	10%

QA8.3 Pourriez-vous me dire si vous pensez qu'il est très important, plutôt important, plutôt pas important ou pas du tout important que l'Union européenne développe des relations spéciales avec ces pays en matière de ...

QA8.3 For each of the following areas, please tell me if you think it is very important, fairly important, not very important or not at all important that the European Union develop specific relationships with these countries with respect to...

Energie

Energy

	TOTAL	Très important / Very important	Plutôt important / Fairly important	Plutôt pas important / Not very important	Pas du tout important / Not at all important	NSP / DK	Important	Pas important / Not important
UE25 EU25	24815	47%	40%	7%	2%	4%	88%	9%
BE	1057	45%	43%	8%	3%	1%	88%	11%
CZ	1110	44%	40%	12%	2%	2%	84%	14%
DK	1021	45%	40%	12%	2%	2%	85%	13%
D-W	1028	46%	40%	11%	2%	1%	86%	13%
DE	1529	46%	40%	11%	2%	1%	86%	13%
D-E	501	48%	41%	10%	1%	1%	89%	11%
EE	1000	33%	47%	7%	2%	11%	81%	9%
EL	1000	56%	35%	7%	2%	1%	91%	9%
ES	1006	41%	42%	8%	1%	8%	83%	9%
FR	1034	41%	44%	6%	4%	5%	86%	10%
IE	1000	57%	32%	2%	1%	8%	89%	3%
IT	1024	50%	42%	5%	1%	3%	91%	6%
CY	505	65%	23%	5%	2%	5%	88%	7%
CY (tcc)	500	56%	20%	7%	4%	13%	76%	12%
LV	1002	37%	49%	7%	1%	7%	86%	8%
LT	1025	43%	43%	5%	1%	8%	86%	6%
LU	501	36%	47%	9%	3%	4%	84%	12%
HU	1002	62%	32%	3%	0%	2%	94%	4%
MT	500	43%	44%	3%	1%	9%	87%	4%
NL	1020	39%	47%	10%	2%	2%	86%	12%
AT	1011	44%	39%	11%	2%	4%	83%	13%
PL	1000	52%	41%	2%	1%	4%	93%	3%
PT	1000	34%	52%	5%	1%	9%	85%	6%
SI	1009	46%	46%	5%	1%	2%	92%	6%
SK	1103	45%	44%	9%	1%	1%	89%	10%
FI	1013	39%	46%	11%	2%	3%	85%	13%
SE	1006	50%	37%	8%	2%	3%	87%	10%
UK	1337	57%	32%	5%	2%	5%	89%	7%
BG	1031	51%	31%	5%	1%	12%	82%	6%
RO	1008	51%	34%	5%	1%	10%	84%	5%
HR	1000	54%	34%	5%	1%	6%	88%	6%
TR	1002	42%	29%	7%	3%	19%	71%	10%

QA8.4 Pourriez-vous me dire si vous pensez qu'il est très important, plutôt important, plutôt pas important ou pas du tout important que l'Union européenne développe des relations spéciales avec ces pays en matière de ...

QA8.4 For each of the following areas, please tell me if you think it is very important, fairly important, not very important or not at all important that the European Union develop specific relationships with these countries with respect to...

Recherche et innovation

Research and innovation

	TOTAL	Très important / Very important	Plutôt important / Fairly important	Plutôt pas important / Not very important	Pas du tout important / Not at all important	NSP / DK	Important	Pas important / Not important
UE25 EU25	24815	33%	45%	14%	3%	5%	78%	17%
BE	1057	26%	50%	18%	5%	1%	76%	23%
CZ	1110	33%	46%	16%	3%	2%	79%	19%
DK	1021	30%	42%	21%	4%	3%	72%	25%
D-W	1028	28%	41%	25%	4%	2%	69%	29%
DE	1529	29%	41%	24%	3%	2%	71%	28%
D-E	501	33%	44%	21%	2%	1%	77%	22%
EE	1000	27%	45%	11%	3%	14%	72%	14%
EL	1000	44%	39%	14%	3%	1%	82%	17%
ES	1006	36%	43%	10%	2%	9%	80%	11%
FR	1034	27%	48%	14%	6%	6%	75%	19%
IE	1000	37%	41%	10%	1%	11%	77%	11%
IT	1024	42%	46%	8%	1%	3%	88%	9%
CY	505	52%	28%	11%	4%	6%	80%	14%
CY (tcc)	500	51%	22%	8%	6%	12%	74%	14%
LV	1002	22%	47%	18%	2%	11%	69%	19%
LT	1025	36%	46%	8%	1%	9%	83%	9%
LU	501	26%	48%	15%	5%	6%	74%	20%
HU	1002	48%	39%	7%	1%	4%	88%	9%
MT	500	30%	45%	8%	2%	15%	75%	10%
NL	1020	18%	47%	30%	3%	2%	64%	33%
AT	1011	26%	49%	18%	4%	4%	75%	21%
PL	1000	41%	49%	4%	2%	5%	90%	6%
PT	1000	28%	54%	7%	1%	10%	82%	8%
SI	1009	34%	51%	10%	2%	3%	85%	12%
SK	1103	29%	50%	17%	2%	2%	79%	19%
FI	1013	23%	47%	23%	4%	3%	70%	27%
SE	1006	33%	41%	20%	3%	3%	74%	24%
UK	1337	31%	46%	14%	3%	7%	76%	17%
BG	1031	33%	38%	11%	2%	16%	71%	13%
RO	1008	48%	35%	5%	1%	11%	83%	6%
HR	1000	43%	38%	10%	1%	7%	81%	11%
TR	1002	38%	29%	10%	4%	19%	67%	14%

QA8.5 Pourriez-vous me dire si vous pensez qu'il est très important, plutôt important, plutôt pas important ou pas du tout important que l'Union européenne développe des relations spéciales avec ces pays en matière de ...

QA8.5 For each of the following areas, please tell me if you think it is very important, fairly important, not very important or not at all important that the European Union develop specific relationships with these countries with respect to...

Démocratie

Democracy

	TOTAL	Très important / Very important	Plutôt important / Fairly important	Plutôt pas important / Not very important	Pas du tout important / Not at all important	NSP / DK	Important	Pas important / Not important
UE25 EU25	24815	51%	36%	7%	2%	4%	87%	9%
BE	1057	50%	37%	9%	3%	1%	87%	12%
CZ	1110	52%	39%	6%	2%	1%	91%	8%
DK	1021	65%	26%	5%	2%	2%	91%	7%
D-W	1028	58%	31%	8%	2%	1%	89%	10%
DE	1529	57%	32%	8%	2%	1%	89%	10%
D-E	501	52%	35%	11%	2%	1%	87%	12%
EE	1000	34%	41%	9%	3%	13%	75%	12%
EL	1000	66%	26%	6%	3%	0%	92%	8%
ES	1006	46%	40%	5%	1%	7%	86%	7%
FR	1034	47%	36%	8%	6%	4%	83%	13%
IE	1000	49%	35%	4%	0%	10%	85%	5%
IT	1024	52%	39%	5%	1%	3%	90%	7%
CY	505	71%	22%	3%	2%	3%	93%	4%
CY (tcc)	500	61%	19%	4%	3%	12%	80%	8%
LV	1002	32%	45%	12%	3%	9%	77%	14%
LT	1025	42%	44%	5%	1%	8%	86%	6%
LU	501	44%	42%	7%	3%	5%	86%	10%
HU	1002	59%	33%	5%	1%	3%	91%	6%
MT	500	37%	45%	6%	2%	10%	82%	8%
NL	1020	50%	36%	11%	2%	1%	85%	13%
AT	1011	45%	38%	9%	3%	4%	83%	13%
PL	1000	50%	39%	5%	1%	4%	90%	6%
PT	1000	36%	49%	5%	1%	8%	86%	7%
SI	1009	38%	49%	9%	2%	3%	87%	10%
SK	1103	44%	42%	11%	1%	2%	86%	12%
FI	1013	46%	37%	11%	3%	3%	83%	14%
SE	1006	68%	23%	4%	3%	2%	91%	7%
UK	1337	51%	33%	8%	3%	5%	83%	11%
BG	1031	53%	31%	4%	2%	10%	84%	6%
RO	1008	57%	28%	5%	1%	9%	85%	6%
HR	1000	58%	30%	4%	1%	6%	88%	6%
TR	1002	47%	26%	6%	3%	18%	73%	9%

QA8.6 Pourriez-vous me dire si vous pensez qu'il est très important, plutôt important, plutôt pas important ou pas du tout important que l'Union européenne développe des relations spéciales avec ces pays en matière de ...

QA8.6 For each of the following areas, please tell me if you think it is very important, fairly important, not very important or not at all important that the European Union develop specific relationships with these countries with respect to...

Criminalité

Crime

	TOTAL	Très important / Very important	Plutôt important / Fairly important	Plutôt pas important / Not very important	Pas du tout important / Not at all important	NSP / DK	Important	Pas important / Not important
UE25 EU25	24815	59%	31%	5%	2%	3%	90%	7%
BE	1057	62%	29%	6%	2%	1%	91%	8%
CZ	1110	63%	30%	4%	1%	1%	93%	5%
DK	1021	69%	23%	5%	2%	1%	92%	7%
D-W	1028	65%	28%	6%	1%	1%	93%	7%
DE	1529	66%	27%	6%	1%	1%	93%	6%
D-E	501	71%	23%	4%	0%	1%	94%	5%
EE	1000	47%	35%	6%	3%	9%	81%	9%
EL	1000	62%	25%	9%	3%	0%	87%	13%
ES	1006	54%	36%	4%	1%	5%	90%	5%
FR	1034	47%	36%	7%	6%	4%	83%	13%
IE	1000	63%	27%	3%	1%	7%	90%	3%
IT	1024	51%	37%	6%	2%	3%	88%	9%
CY	505	73%	17%	3%	3%	3%	91%	6%
CY (tcc)	500	57%	21%	6%	4%	12%	78%	10%
LV	1002	48%	40%	6%	1%	6%	87%	7%
LT	1025	51%	37%	3%	1%	8%	88%	5%
LU	501	51%	35%	5%	5%	5%	85%	10%
HU	1002	65%	27%	3%	1%	3%	92%	4%
MT	500	41%	37%	7%	4%	12%	78%	11%
NL	1020	55%	35%	8%	2%	1%	90%	10%
AT	1011	45%	41%	6%	3%	4%	86%	9%
PL	1000	69%	27%	1%	1%	3%	96%	2%
PT	1000	44%	45%	3%	1%	7%	89%	4%
SI	1009	41%	47%	7%	3%	2%	88%	10%
SK	1103	57%	33%	7%	2%	2%	89%	9%
FI	1013	70%	24%	3%	1%	2%	94%	4%
SE	1006	75%	18%	3%	2%	2%	93%	5%
UK	1337	66%	22%	7%	2%	3%	88%	9%
BG	1031	72%	19%	1%	0%	7%	91%	2%
RO	1008	60%	26%	3%	1%	9%	86%	4%
HR	1000	58%	25%	6%	3%	7%	84%	9%
TR	1002	46%	27%	6%	3%	18%	73%	9%

QA8.7 Pourriez-vous me dire si vous pensez qu'il est très important, plutôt important, plutôt pas important ou pas du tout important que l'Union européenne développe des relations spéciales avec ces pays en matière de ...

QA8.7 For each of the following areas, please tell me if you think it is very important, fairly important, not very important or not at all important that the European Union develop specific relationships with these countries with respect to...

Développement économique

Economic development

	TOTAL	Très important / Very important	Plutôt important / Fairly important	Plutôt pas important / Not very important	Pas du tout important / Not at all important	NSP / DK	Important	Pas important / Not important
UE25 EU25	24815	44%	44%	7%	2%	3%	88%	9%
BE	1057	43%	46%	7%	2%	1%	89%	10%
CZ	1110	48%	44%	5%	1%	1%	92%	7%
DK	1021	43%	45%	9%	2%	1%	88%	10%
D-W	1028	41%	46%	10%	2%	1%	87%	12%
DE	1529	42%	46%	9%	2%	1%	88%	11%
D-E	501	46%	45%	7%	1%	1%	91%	8%
EE	1000	33%	48%	8%	2%	10%	81%	10%
EL	1000	58%	31%	8%	3%	0%	89%	11%
ES	1006	44%	45%	4%	1%	6%	88%	5%
FR	1034	34%	49%	8%	5%	4%	83%	13%
IE	1000	47%	39%	4%	1%	9%	87%	5%
IT	1024	47%	43%	6%	1%	3%	90%	7%
CY	505	64%	24%	6%	2%	4%	88%	8%
CY (tcc)	500	63%	19%	5%	2%	11%	82%	7%
LV	1002	42%	47%	6%	0%	5%	89%	6%
LT	1025	47%	43%	3%	0%	7%	90%	3%
LU	501	36%	49%	7%	4%	5%	85%	10%
HU	1002	57%	36%	4%	1%	2%	93%	5%
MT	500	39%	46%	4%	1%	10%	85%	5%
NL	1020	33%	54%	10%	1%	1%	87%	11%
AT	1011	37%	46%	11%	2%	4%	83%	13%
PL	1000	58%	37%	1%	1%	3%	95%	2%
PT	1000	41%	47%	4%	1%	7%	88%	5%
SI	1009	44%	47%	6%	1%	2%	91%	7%
SK	1103	52%	39%	7%	1%	2%	90%	8%
FI	1013	33%	53%	10%	2%	2%	85%	12%
SE	1006	42%	44%	9%	2%	3%	86%	11%
UK	1337	43%	43%	7%	2%	5%	86%	9%
BG	1031	63%	26%	3%	0%	8%	89%	3%
RO	1008	62%	27%	2%	1%	9%	89%	3%
HR	1000	62%	28%	3%	1%	7%	90%	4%
TR	1002	55%	21%	4%	1%	18%	76%	6%

QA8.8 Pourriez-vous me dire si vous pensez qu'il est très important, plutôt important, plutôt pas important ou pas du tout important que l'Union européenne développe des relations spéciales avec ces pays en matière de ...

QA8.8 For each of the following areas, please tell me if you think it is very important, fairly important, not very important or not at all important that the European Union develop specific relationships with these countries with respect to...

Education et formation

Education and training

	TOTAL	Très important / Very important	Plutôt important / Fairly important	Plutôt pas important / Not very important	Pas du tout important / Not at all important	NSP / DK	Important	Pas important / Not important
UE25 EU25	24815	42%	41%	11%	3%	3%	83%	13%
BE	1057	43%	41%	12%	3%	1%	85%	14%
CZ	1110	42%	39%	15%	3%	1%	81%	18%
DK	1021	44%	38%	13%	3%	2%	83%	16%
D-W	1028	34%	41%	20%	4%	1%	75%	24%
DE	1529	34%	41%	20%	3%	1%	75%	23%
D-E	501	35%	43%	19%	2%	1%	78%	21%
EE	1000	35%	42%	11%	3%	10%	77%	13%
EL	1000	52%	33%	11%	3%	0%	85%	15%
ES	1006	40%	46%	6%	1%	7%	86%	7%
FR	1034	37%	44%	10%	5%	4%	81%	15%
IE	1000	52%	35%	5%	1%	8%	86%	5%
IT	1024	45%	44%	7%	1%	3%	88%	9%
CY	505	65%	24%	5%	2%	4%	89%	7%
CY (tcc)	500	65%	18%	3%	2%	11%	83%	6%
LV	1002	42%	41%	11%	1%	5%	83%	12%
LT	1025	38%	47%	6%	1%	7%	86%	7%
LU	501	38%	45%	9%	4%	5%	83%	12%
HU	1002	49%	37%	11%	1%	3%	85%	12%
MT	500	39%	47%	2%	3%	9%	86%	5%
NL	1020	42%	40%	16%	1%	1%	82%	17%
AT	1011	35%	43%	13%	5%	5%	78%	17%
PL	1000	52%	41%	4%	0%	3%	93%	5%
PT	1000	38%	50%	4%	1%	7%	88%	5%
SI	1009	40%	49%	8%	2%	2%	89%	9%
SK	1103	43%	40%	13%	2%	2%	83%	15%
FI	1013	38%	44%	13%	2%	2%	82%	15%
SE	1006	33%	41%	18%	5%	3%	74%	23%
UK	1337	51%	34%	10%	3%	3%	84%	12%
BG	1031	47%	35%	7%	1%	10%	81%	8%
RO	1008	56%	30%	3%	1%	9%	87%	4%
HR	1000	56%	31%	5%	1%	7%	87%	7%
TR	1002	61%	16%	4%	2%	17%	77%	6%

QA8.9 Pourriez-vous me dire si vous pensez qu'il est très important, plutôt important, plutôt pas important ou pas du tout important que l'Union européenne développe des relations spéciales avec ces pays en matière de ...

QA8.9 For each of the following areas, please tell me if you think it is very important, fairly important, not very important or not at all important that the European Union develop specific relationships with these countries with respect to...

Terrorisme

Terrorism

	TOTAL	Très important / Very important	Plutôt important / Fairly important	Plutôt pas important / Not very important	Pas du tout important / Not at all important	NSP / DK	Important	Pas important / Not important
UE25 EU25	24815	62%	28%	5%	2%	3%	91%	7%
BE	1057	63%	26%	7%	3%	1%	89%	10%
CZ	1110	70%	24%	3%	2%	1%	94%	4%
DK	1021	73%	19%	5%	2%	1%	92%	7%
D-W	1028	66%	27%	5%	1%	1%	93%	6%
DE	1529	67%	26%	5%	1%	1%	93%	6%
D-E	501	73%	20%	5%	2%	1%	93%	6%
EE	1000	49%	31%	5%	6%	10%	80%	10%
EL	1000	58%	28%	10%	4%	0%	86%	14%
ES	1006	57%	34%	3%	1%	5%	91%	4%
FR	1034	56%	30%	5%	5%	4%	87%	10%
IE	1000	64%	26%	2%	1%	8%	90%	3%
IT	1024	55%	34%	5%	2%	3%	89%	8%
CY	505	73%	19%	2%	2%	3%	92%	5%
CY (tcc)	500	62%	16%	5%	6%	12%	77%	11%
LV	1002	52%	35%	7%	1%	6%	86%	8%
LT	1025	53%	33%	5%	2%	8%	86%	6%
LU	501	47%	36%	6%	6%	5%	83%	12%
HU	1002	70%	24%	3%	1%	2%	94%	4%
MT	500	43%	35%	4%	5%	13%	78%	9%
NL	1020	58%	32%	7%	2%	1%	90%	9%
AT	1011	44%	41%	6%	3%	6%	85%	10%
PL	1000	66%	28%	3%	1%	2%	94%	3%
PT	1000	41%	48%	3%	1%	7%	89%	5%
SI	1009	41%	45%	7%	3%	3%	87%	10%
SK	1103	54%	34%	6%	3%	3%	88%	9%
FI	1013	66%	26%	5%	2%	2%	92%	7%
SE	1006	73%	17%	4%	2%	3%	91%	6%
UK	1337	75%	17%	3%	3%	3%	91%	6%
BG	1031	72%	17%	1%	1%	8%	90%	2%
RO	1008	62%	25%	2%	2%	10%	86%	4%
HR	1000	59%	25%	6%	3%	8%	84%	9%
TR	1002	61%	14%	5%	3%	18%	75%	8%

QA9a.1 Pourriez-vous me dire si vous êtes d'accord ou pas d'accord avec chacune des propositions suivantes concernant les pays voisins de l'Union européenne représentés sur cette carte.

QA9a.1 Please tell me if you agree or disagree with each of the following statements concerning European Union neighbouring countries shown on this map.

Ces pays partagent la plupart de nos valeurs

Those countries share most of our values

	TOTAL	Tout à fait d'accord / Totally agree	Plutôt d'accord / Tend to agree	Plutôt pas d'accord / Tend to disagree	Pas du tout d'accord / / Totally disagree	NSP / DK	D'accord / Agree	Pas d'accord / Disagree
UE25 EU25	24815	6%	25%	39%	21%	9%	31%	60%
BE	1057	4%	26%	48%	20%	3%	30%	68%
CZ	1110	3%	28%	43%	20%	6%	32%	63%
DK	1021	3%	17%	43%	34%	3%	20%	77%
D-W	1028	3%	21%	43%	26%	7%	24%	69%
DE	1529	4%	21%	43%	26%	7%	25%	69%
D-E	501	6%	20%	44%	25%	4%	26%	70%
EE	1000	7%	32%	37%	13%	11%	39%	49%
EL	1000	9%	31%	35%	22%	3%	40%	57%
ES	1006	4%	27%	32%	18%	20%	31%	50%
FR	1034	3%	18%	44%	27%	6%	22%	72%
IE	1000	5%	26%	29%	20%	19%	31%	49%
IT	1024	12%	32%	33%	16%	7%	44%	49%
CY	505	6%	22%	32%	26%	14%	28%	58%
CY (tcc)	500	18%	17%	18%	32%	14%	36%	51%
LV	1002	8%	42%	31%	8%	11%	50%	39%
LT	1025	8%	38%	35%	7%	12%	46%	42%
LU	501	5%	18%	44%	27%	6%	23%	72%
HU	1002	12%	37%	26%	10%	15%	49%	36%
MT	500	4%	22%	35%	30%	9%	26%	65%
NL	1020	2%	17%	53%	22%	5%	19%	75%
AT	1011	6%	19%	36%	29%	10%	25%	65%
PL	1000	10%	33%	32%	9%	16%	43%	41%
PT	1000	3%	25%	38%	23%	11%	28%	61%
SI	1009	5%	35%	41%	12%	7%	40%	53%
SK	1103	5%	33%	42%	13%	7%	38%	55%
FI	1013	2%	21%	49%	25%	4%	22%	73%
SE	1006	2%	20%	45%	28%	5%	23%	73%
UK	1337	5%	23%	41%	21%	10%	28%	62%
BG	1031	11%	25%	29%	9%	26%	36%	38%
RO	1008	15%	31%	18%	8%	28%	47%	26%
HR	1000	7%	34%	32%	17%	10%	40%	49%
TR	1002	29%	25%	15%	15%	17%	54%	29%

QA9a.2 Pourriez-vous me dire si vous êtes d'accord ou pas d'accord avec chacune des propositions suivantes concernant les pays voisins de l'Union européenne représentés sur cette carte.

QA9a.2 Please tell me if you agree or disagree with each of the following statements concerning European Union neighbouring countries shown on this map.

Aider ces pays réduira le risque de guerre et de conflits en Europe

Helping those countries will reduce the risk of war and conflicts in Europe

	TOTAL	Tout à fait d'accord / Totally agree	Plutôt d'accord / Tend to agree	Plutôt pas d'accord / Tend to disagree	Pas du tout d'accord / / Totally disagree	NSP / DK	D'accord / Agree	Pas d'accord / Disagree
UE25 EU25	24815	24%	47%	16%	6%	8%	70%	22%
BE	1057	26%	46%	20%	6%	2%	73%	26%
CZ	1110	26%	48%	19%	4%	3%	74%	22%
DK	1021	39%	41%	13%	5%	2%	80%	18%
D-W	1028	25%	45%	18%	6%	6%	70%	23%
DE	1529	27%	44%	17%	6%	6%	71%	23%
D-E	501	34%	40%	16%	7%	2%	74%	24%
EE	1000	24%	47%	14%	6%	9%	71%	19%
EL	1000	24%	50%	19%	6%	2%	74%	25%
ES	1006	16%	49%	11%	4%	20%	64%	15%
FR	1034	19%	43%	20%	12%	6%	62%	32%
IE	1000	14%	46%	14%	7%	19%	60%	21%
IT	1024	24%	51%	13%	4%	8%	75%	17%
CY	505	39%	33%	14%	7%	7%	72%	21%
CY (tcc)	500	33%	29%	9%	14%	15%	62%	23%
LV	1002	20%	46%	20%	4%	9%	66%	25%
LT	1025	22%	47%	16%	4%	11%	69%	20%
LU	501	25%	42%	17%	10%	5%	67%	27%
HU	1002	30%	45%	14%	4%	7%	76%	18%
MT	500	17%	47%	16%	6%	13%	64%	23%
NL	1020	25%	48%	18%	5%	4%	73%	23%
AT	1011	18%	43%	21%	10%	7%	62%	31%
PL	1000	28%	52%	9%	3%	8%	80%	12%
PT	1000	12%	48%	20%	6%	15%	60%	25%
SI	1009	13%	53%	23%	5%	5%	66%	29%
SK	1103	13%	58%	20%	3%	5%	71%	23%
FI	1013	22%	51%	18%	6%	2%	73%	25%
SE	1006	37%	46%	10%	4%	3%	83%	14%
UK	1337	24%	45%	18%	6%	6%	69%	24%
BG	1031	23%	45%	11%	2%	19%	68%	13%
RO	1008	30%	39%	8%	3%	20%	69%	11%
HR	1000	24%	46%	15%	6%	10%	70%	21%
TR	1002	28%	35%	11%	8%	17%	64%	19%

QA9a.3 Pourriez-vous me dire si vous êtes d'accord ou pas d'accord avec chacune des propositions suivantes concernant les pays voisins de l'Union européenne représentés sur cette carte.

QA9a.3 Please tell me if you agree or disagree with each of the following statements concerning European Union neighbouring countries shown on this map.

L'UE peut aider à promouvoir la démocratie dans ces pays lorsque cela est nécessaire

The EU can help, where necessary, to promote democracy in those countries

	TOTAL	Tout à fait d'accord / Totally agree	Plutôt d'accord / Tend to agree	Plutôt pas d'accord / Tend to disagree	Pas du tout d'accord / / Totally disagree	NSP / DK	D'accord / Agree	Pas d'accord / Disagree
UE25 EU25	24815	24%	53%	12%	4%	7%	77%	16%
BE	1057	27%	56%	11%	3%	2%	83%	15%
CZ	1110	19%	60%	14%	3%	4%	79%	17%
DK	1021	29%	52%	13%	4%	2%	81%	17%
D-W	1028	26%	50%	15%	4%	5%	76%	18%
DE	1529	26%	51%	14%	4%	5%	76%	19%
D-E	501	25%	52%	13%	8%	2%	77%	21%
EE	1000	18%	50%	15%	4%	13%	67%	19%
EL	1000	30%	53%	12%	5%	0%	82%	17%
ES	1006	19%	52%	8%	2%	18%	71%	11%
FR	1034	20%	52%	14%	7%	7%	72%	21%
IE	1000	16%	54%	10%	3%	18%	70%	12%
IT	1024	24%	55%	12%	2%	7%	79%	14%
CY	505	48%	37%	7%	3%	5%	85%	9%
CY (tcc)	500	45%	26%	7%	8%	14%	71%	14%
LV	1002	15%	50%	20%	6%	9%	65%	26%
LT	1025	25%	53%	10%	2%	11%	78%	11%
LU	501	24%	56%	8%	7%	4%	80%	15%
HU	1002	25%	53%	13%	2%	7%	78%	15%
MT	500	22%	59%	7%	2%	10%	81%	9%
NL	1020	30%	54%	10%	4%	2%	84%	14%
AT	1011	20%	50%	18%	7%	6%	70%	25%
PL	1000	30%	57%	4%	1%	8%	87%	5%
PT	1000	14%	59%	12%	3%	12%	73%	15%
SI	1009	16%	63%	13%	2%	6%	78%	16%
SK	1103	11%	63%	17%	3%	5%	75%	20%
FI	1013	19%	58%	16%	4%	3%	77%	21%
SE	1006	39%	49%	6%	2%	4%	88%	8%
UK	1337	22%	51%	15%	4%	9%	73%	18%
BG	1031	21%	47%	12%	3%	17%	67%	16%
RO	1008	35%	44%	5%	1%	15%	79%	6%
HR	1000	22%	52%	13%	3%	10%	74%	16%
TR	1002	31%	34%	12%	6%	17%	65%	18%

QA9a.4 Pourriez-vous me dire si vous êtes d'accord ou pas d'accord avec chacune des propositions suivantes concernant les pays voisins de l'Union européenne représentés sur cette carte.

QA9a.4 Please tell me if you agree or disagree with each of the following statements concerning European Union neighbouring countries shown on this map.

Une coopération étroite avec ces pays réduira l'immigration clandestine vers l'UE

Working closely with those countries will reduce illegal immigration into the EU

	TOTAL	Tout à fait d'accord / Totally agree	Plutôt d'accord / Tend to agree	Plutôt pas d'accord / Tend to disagree	Pas du tout d'accord / / Totally disagree	NSP / DK	D'accord / Agree	Pas d'accord / Disagree
UE25 EU25	24815	21%	43%	20%	8%	8%	64%	28%
BE	1057	23%	43%	24%	7%	3%	65%	32%
CZ	1110	16%	45%	27%	7%	5%	60%	34%
DK	1021	32%	42%	17%	6%	3%	74%	23%
D-W	1028	15%	39%	28%	13%	5%	54%	41%
DE	1529	17%	38%	28%	13%	5%	55%	40%
D-E	501	23%	36%	25%	14%	3%	59%	39%
EE	1000	22%	45%	15%	6%	11%	67%	22%
EL	1000	30%	35%	22%	11%	2%	65%	33%
ES	1006	19%	43%	13%	4%	20%	63%	17%
FR	1034	23%	42%	19%	10%	6%	65%	29%
IE	1000	16%	38%	17%	9%	19%	54%	27%
IT	1024	24%	49%	14%	5%	7%	73%	20%
CY	505	39%	28%	15%	7%	10%	67%	23%
CY (tcc)	500	43%	21%	7%	13%	15%	64%	21%
LV	1002	16%	46%	21%	6%	10%	62%	28%
LT	1025	24%	45%	15%	3%	12%	69%	18%
LU	501	23%	44%	15%	11%	6%	67%	27%
HU	1002	19%	43%	21%	6%	10%	62%	27%
MT	500	19%	49%	11%	8%	13%	69%	19%
NL	1020	20%	43%	23%	8%	5%	63%	32%
AT	1011	16%	38%	25%	12%	9%	54%	37%
PL	1000	24%	48%	14%	3%	11%	72%	17%
PT	1000	12%	47%	20%	4%	18%	58%	24%
SI	1009	15%	48%	28%	3%	7%	63%	31%
SK	1103	15%	52%	23%	4%	5%	67%	27%
FI	1013	23%	52%	17%	5%	2%	76%	23%
SE	1006	27%	43%	17%	7%	6%	70%	25%
UK	1337	21%	37%	24%	10%	8%	58%	34%
BG	1031	25%	40%	11%	3%	22%	65%	13%
RO	1008	28%	37%	9%	4%	23%	64%	12%
HR	1000	22%	45%	16%	5%	12%	67%	21%
TR	1002	33%	29%	13%	6%	19%	62%	19%

QA9a.5 Pourriez-vous me dire si vous êtes d'accord ou pas d'accord avec chacune des propositions suivantes concernant les pays voisins de l'Union européenne représentés sur cette carte.

QA9a.5 Please tell me if you agree or disagree with each of the following statements concerning European Union neighbouring countries shown on this map.

L'UE devrait réduire ses relations avec les pays voisins qui ne montrent pas de volonté de progresser

The EU should reduce its relations with the neighbouring countries that show no willingness to progress

	TOTAL	Tout à fait d'accord / Totally agree	Plutôt d'accord / Tend to agree	Plutôt pas d'accord / Tend to disagree	Pas du tout d'accord / / Totally disagree	NSP / DK	D'accord / Agree	Pas d'accord / Disagree
UE25 EU25	24815	27%	38%	22%	7%	8%	64%	28%
BE	1057	30%	35%	26%	7%	2%	66%	33%
CZ	1110	22%	40%	29%	5%	3%	62%	34%
DK	1021	26%	37%	24%	9%	3%	63%	33%
D-W	1028	32%	34%	22%	7%	4%	66%	30%
DE	1529	32%	34%	22%	8%	4%	66%	30%
D-E	501	33%	33%	23%	9%	2%	66%	32%
EE	1000	20%	38%	22%	6%	14%	58%	28%
EL	1000	28%	36%	25%	9%	2%	64%	34%
ES	1006	20%	37%	17%	6%	21%	57%	22%
FR	1034	29%	37%	21%	9%	5%	66%	29%
IE	1000	21%	39%	16%	5%	20%	59%	21%
IT	1024	27%	43%	18%	5%	6%	70%	23%
CY	505	33%	37%	14%	4%	11%	70%	19%
CY (tcc)	500	21%	21%	14%	26%	17%	43%	40%
LV	1002	16%	37%	29%	8%	9%	54%	37%
LT	1025	15%	41%	26%	6%	12%	55%	32%
LU	501	38%	35%	17%	7%	4%	73%	23%
HU	1002	22%	41%	21%	7%	9%	63%	27%
MT	500	19%	51%	11%	7%	12%	70%	18%
NL	1020	33%	37%	21%	7%	2%	70%	28%
AT	1011	44%	35%	11%	2%	8%	79%	13%
PL	1000	22%	42%	21%	6%	10%	63%	27%
PT	1000	17%	44%	19%	6%	15%	61%	24%
SI	1009	19%	49%	24%	3%	5%	68%	27%
SK	1103	12%	41%	34%	7%	6%	53%	41%
FI	1013	13%	36%	36%	11%	4%	49%	47%
SE	1006	30%	33%	22%	12%	3%	63%	34%
UK	1337	26%	34%	25%	7%	8%	60%	32%
BG	1031	14%	32%	21%	7%	26%	46%	28%
RO	1008	18%	26%	24%	11%	22%	44%	34%
HR	1000	16%	38%	24%	10%	12%	54%	34%
TR	1002	21%	21%	24%	14%	19%	43%	39%

QA9a.6 Pourriez-vous me dire si vous êtes d'accord ou pas d'accord avec chacune des propositions suivantes concernant les pays voisins de l'Union européenne représentés sur cette carte.

QA9a.6 Please tell me if you agree or disagree with each of the following statements concerning European Union neighbouring countries shown on this map.

Encourager des réformes dans ces pays pourrait mettre en péril notre propre paix et stabilité

Promoting reforms in those countries could endanger our own peace and stability

	TOTAL	Tout à fait d'accord / Totally agree	Plutôt d'accord / Tend to agree	Plutôt pas d'accord / Tend to disagree	Pas du tout d'accord / / Totally disagree	NSP / DK	D'accord / Agree	Pas d'accord / Disagree
UE25 EU25	24815	13%	32%	31%	15%	10%	45%	46%
BE	1057	10%	32%	39%	17%	3%	42%	56%
CZ	1110	12%	37%	33%	10%	7%	49%	44%
DK	1021	16%	39%	29%	13%	3%	55%	42%
D-W	1028	9%	24%	35%	25%	7%	33%	61%
DE	1529	10%	23%	35%	25%	7%	33%	60%
D-E	501	14%	22%	33%	26%	6%	36%	58%
EE	1000	14%	38%	20%	11%	17%	52%	31%
EL	1000	15%	28%	41%	11%	4%	43%	52%
ES	1006	9%	29%	31%	9%	23%	38%	39%
FR	1034	14%	29%	31%	19%	8%	43%	49%
IE	1000	12%	34%	25%	7%	22%	46%	32%
IT	1024	16%	39%	25%	12%	9%	55%	37%
CY	505	11%	28%	29%	15%	17%	39%	44%
CY (tcc)	500	16%	16%	16%	33%	19%	32%	49%
LV	1002	13%	40%	27%	7%	12%	54%	34%
LT	1025	12%	33%	32%	8%	15%	45%	40%
LU	501	20%	31%	27%	13%	9%	51%	39%
HU	1002	12%	35%	26%	15%	12%	47%	41%
MT	500	14%	40%	19%	7%	20%	54%	26%
NL	1020	8%	24%	42%	20%	6%	32%	62%
AT	1011	21%	32%	29%	9%	9%	53%	38%
PL	1000	13%	32%	32%	12%	11%	45%	44%
PT	1000	12%	44%	21%	6%	16%	56%	28%
SI	1009	9%	42%	34%	8%	7%	51%	41%
SK	1103	8%	37%	38%	9%	9%	45%	47%
FI	1013	8%	29%	41%	18%	3%	38%	59%
SE	1006	13%	30%	30%	22%	5%	43%	52%
UK	1337	16%	38%	28%	8%	10%	54%	36%
BG	1031	10%	27%	24%	8%	31%	37%	32%
RO	1008	13%	22%	23%	15%	27%	34%	38%
HR	1000	8%	29%	29%	19%	15%	37%	48%
TR	1002	21%	25%	21%	12%	22%	45%	33%

QA9a.7 Pourriez-vous me dire si vous êtes d'accord ou pas d'accord avec chacune des propositions suivantes concernant les pays voisins de l'Union européenne représentés sur cette carte.

QA9a.7 Please tell me if you agree or disagree with each of the following statements concerning European Union neighbouring countries shown on this map.

La majorité de ces pays sont prêts à coopérer avec l'UE pour conduire des réformes chez eux

The majority of those countries are willing to co-operate with the EU to reform themselves

	TOTAL	Tout à fait d'accord / Totally agree	Plutôt d'accord / Tend to agree	Plutôt pas d'accord / Tend to disagree	Pas du tout d'accord / / Totally disagree	NSP / DK	D'accord / Agree	Pas d'accord / Disagree
UE25 EU25	24815	11%	40%	26%	7%	15%	52%	33%
BE	1057	14%	47%	28%	5%	6%	61%	33%
CZ	1110	7%	39%	34%	8%	11%	46%	43%
DK	1021	9%	32%	40%	14%	6%	40%	54%
D-W	1028	13%	39%	31%	8%	10%	51%	39%
DE	1529	13%	40%	30%	8%	9%	53%	38%
D-E	501	17%	45%	26%	6%	6%	62%	32%
EE	1000	13%	44%	20%	4%	19%	57%	24%
EL	1000	18%	51%	18%	5%	8%	69%	22%
ES	1006	8%	35%	19%	8%	30%	43%	27%
FR	1034	8%	38%	29%	11%	15%	45%	40%
IE	1000	9%	36%	17%	8%	30%	45%	25%
IT	1024	13%	40%	26%	7%	13%	53%	34%
CY	505	22%	35%	17%	6%	20%	57%	23%
CY (tcc)	500	35%	26%	8%	12%	19%	61%	20%
LV	1002	12%	49%	19%	3%	17%	61%	22%
LT	1025	18%	53%	11%	2%	17%	70%	13%
LU	501	15%	35%	26%	10%	15%	49%	35%
HU	1002	19%	42%	20%	5%	13%	62%	25%
MT	500	9%	39%	19%	10%	23%	48%	29%
NL	1020	8%	33%	38%	7%	14%	41%	45%
AT	1011	15%	38%	23%	12%	12%	53%	35%
PL	1000	16%	50%	14%	2%	17%	66%	17%
PT	1000	7%	45%	16%	6%	26%	52%	22%
SI	1009	7%	51%	27%	2%	12%	58%	30%
SK	1103	8%	53%	23%	3%	13%	61%	26%
FI	1013	11%	58%	21%	4%	6%	69%	25%
SE	1006	12%	40%	24%	10%	15%	51%	34%
UK	1337	9%	36%	29%	9%	17%	45%	38%
BG	1031	14%	34%	14%	2%	36%	48%	16%
RO	1008	26%	39%	7%	2%	26%	65%	9%
HR	1000	13%	41%	19%	5%	22%	55%	24%
TR	1002	31%	33%	10%	6%	19%	65%	16%

QA9b.1 Et pourriez-vous me dire si vous êtes d'accord ou pas d'accord avec chacune des propositions suivantes sur les pays voisins de l'Union européenne représentés sur cette carte.

QA9b.1 And do you agree or disagree with each of the following statements about European Union neighbouring countries shown on this map?

En aidant ces pays à prospérer, nous assurons la prospérité de l'UE

Helping those countries to prosper will ensure EU's prosperity

	TOTAL	Tout à fait d'accord / Totally agree	Plutôt d'accord / Tend to agree	Plutôt pas d'accord / Tend to disagree	Pas du tout d'accord / / Totally disagree	NSP / DK	D'accord / Agree	Pas d'accord / Disagree
UE25 EU25	24815	15%	46%	21%	8%	9%	61%	29%
BE	1057	21%	51%	21%	5%	3%	72%	25%
CZ	1110	15%	52%	23%	4%	6%	67%	28%
DK	1021	26%	47%	19%	5%	3%	72%	24%
D-W	1028	11%	35%	33%	16%	5%	46%	49%
DE	1529	11%	36%	33%	16%	5%	47%	49%
D-E	501	13%	37%	34%	13%	2%	50%	48%
EE	1000	16%	44%	20%	6%	14%	60%	26%
EL	1000	20%	48%	22%	8%	2%	68%	30%
ES	1006	13%	52%	13%	3%	20%	65%	16%
FR	1034	15%	46%	21%	10%	7%	61%	32%
IE	1000	15%	47%	14%	4%	19%	62%	19%
IT	1024	18%	54%	15%	4%	9%	72%	19%
CY	505	28%	36%	20%	9%	8%	64%	28%
CY (tcc)	500	41%	21%	9%	14%	15%	62%	23%
LV	1002	15%	44%	24%	7%	11%	59%	31%
LT	1025	14%	47%	19%	5%	14%	61%	25%
LU	501	21%	39%	21%	10%	9%	60%	32%
HU	1002	16%	44%	24%	6%	10%	60%	30%
MT	500	12%	49%	14%	4%	21%	61%	18%
NL	1020	13%	46%	26%	8%	8%	59%	33%
AT	1011	14%	39%	24%	12%	11%	53%	36%
PL	1000	17%	47%	17%	5%	15%	64%	21%
PT	1000	10%	52%	19%	4%	15%	62%	23%
SI	1009	12%	54%	25%	4%	6%	66%	29%
SK	1103	16%	53%	20%	5%	6%	69%	25%
FI	1013	15%	51%	24%	6%	3%	66%	31%
SE	1006	23%	47%	17%	7%	6%	70%	24%
UK	1337	15%	46%	21%	7%	11%	61%	28%
BG	1031	15%	41%	17%	3%	24%	56%	20%
RO	1008	36%	38%	6%	2%	19%	74%	7%
HR	1000	21%	46%	17%	5%	11%	67%	22%
TR	1002	30%	31%	11%	8%	21%	61%	19%

QA9b.2 Et pourriez-vous me dire si vous êtes d'accord ou pas d'accord avec chacune des propositions suivantes sur les pays voisins de l'Union européenne représentés sur cette carte.

QA9b.2 And do you agree or disagree with each of the following statements about European Union neighbouring countries shown on this map?

Aider ces pays coûtera très cher à l'UE

Helping those countries will be very expensive to the EU

	TOTAL	Tout à fait d'accord / Totally agree	Plutôt d'accord / Tend to agree	Plutôt pas d'accord / Tend to disagree	Pas du tout d'accord / / Totally disagree	NSP / DK	D'accord / Agree	Pas d'accord / Disagree
UE25 EU25	24815	43%	38%	10%	2%	7%	81%	12%
BE	1057	53%	36%	9%	1%	2%	89%	10%
CZ	1110	55%	39%	4%	0%	3%	93%	4%
DK	1021	50%	31%	14%	2%	2%	81%	17%
D-W	1028	67%	26%	6%	1%	1%	93%	7%
DE	1529	67%	25%	6%	1%	1%	93%	6%
D-E	501	69%	24%	5%	1%	1%	93%	6%
EE	1000	45%	36%	6%	2%	11%	81%	8%
EL	1000	45%	36%	15%	3%	1%	81%	17%
ES	1006	22%	36%	17%	4%	22%	58%	20%
FR	1034	49%	34%	11%	2%	4%	83%	13%
IE	1000	35%	41%	7%	2%	16%	76%	8%
IT	1024	28%	53%	10%	2%	7%	81%	12%
CY	505	65%	22%	8%	1%	4%	87%	9%
CY (tcc)	500	49%	17%	9%	14%	12%	66%	22%
LV	1002	44%	41%	6%	1%	8%	85%	7%
LT	1025	38%	40%	9%	1%	12%	78%	10%
LU	501	55%	33%	7%	2%	2%	88%	9%
HU	1002	47%	34%	9%	2%	7%	81%	11%
MT	500	22%	53%	6%	3%	17%	75%	9%
NL	1020	41%	37%	15%	2%	4%	78%	17%
AT	1011	47%	36%	9%	1%	6%	84%	10%
PL	1000	34%	49%	8%	2%	8%	82%	10%
PT	1000	27%	50%	11%	2%	11%	77%	13%
SI	1009	35%	49%	9%	1%	5%	85%	10%
SK	1103	34%	46%	14%	1%	6%	80%	14%
FI	1013	45%	38%	13%	1%	3%	83%	15%
SE	1006	51%	34%	10%	2%	3%	85%	12%
UK	1337	39%	38%	12%	2%	9%	77%	14%
BG	1031	28%	35%	8%	2%	27%	63%	10%
RO	1008	29%	36%	10%	2%	23%	64%	13%
HR	1000	33%	42%	11%	4%	10%	75%	15%
TR	1002	23%	31%	18%	9%	20%	53%	27%

QA9b.3 Et pourriez-vous me dire si vous êtes d'accord ou pas d'accord avec chacune des propositions suivantes sur les pays voisins de l'Union européenne représentés sur cette carte.

QA9b.3 And do you agree or disagree with each of the following statements about European Union neighbouring countries shown on this map?

Aider ces pays permettra à nos entreprises d'accéder à de nouveaux marchés

Helping those countries will enable our companies to expand into new markets

	TOTAL	Tout à fait d'accord / Totally agree	Plutôt d'accord / Tend to agree	Plutôt pas d'accord / Tend to disagree	Pas du tout d'accord / / Totally disagree	NSP / DK	D'accord / Agree	Pas d'accord / Disagree
UE25 EU25	24815	24%	51%	13%	4%	8%	75%	17%
BE	1057	29%	50%	15%	4%	2%	80%	19%
CZ	1110	26%	52%	16%	3%	3%	78%	18%
DK	1021	35%	41%	15%	5%	4%	76%	20%
D-W	1028	27%	49%	15%	6%	3%	76%	21%
DE	1529	29%	48%	14%	6%	3%	77%	20%
D-E	501	38%	44%	13%	4%	2%	82%	16%
EE	1000	34%	46%	8%	1%	11%	80%	9%
EL	1000	31%	48%	16%	3%	2%	79%	20%
ES	1006	16%	50%	9%	3%	22%	66%	12%
FR	1034	22%	46%	19%	7%	7%	67%	26%
IE	1000	20%	49%	8%	3%	19%	70%	11%
IT	1024	21%	56%	13%	3%	8%	76%	16%
CY	505	47%	31%	11%	5%	7%	78%	15%
CY (tcc)	500	55%	19%	6%	6%	14%	74%	12%
LV	1002	29%	50%	11%	2%	7%	79%	14%
LT	1025	27%	51%	9%	1%	12%	77%	11%
LU	501	30%	41%	14%	7%	8%	71%	22%
HU	1002	26%	51%	11%	3%	9%	77%	14%
MT	500	19%	54%	6%	2%	19%	73%	8%
NL	1020	33%	51%	11%	3%	3%	83%	14%
AT	1011	22%	55%	14%	3%	6%	77%	17%
PL	1000	27%	56%	7%	1%	9%	83%	8%
PT	1000	20%	51%	13%	2%	14%	71%	15%
SI	1009	26%	54%	12%	1%	6%	81%	13%
SK	1103	23%	56%	13%	2%	5%	80%	16%
FI	1013	21%	54%	16%	4%	4%	76%	20%
SE	1006	40%	46%	8%	3%	3%	86%	11%
UK	1337	21%	52%	14%	4%	9%	73%	18%
BG	1031	25%	43%	7%	2%	23%	68%	9%
RO	1008	36%	33%	6%	1%	24%	69%	7%
HR	1000	29%	47%	11%	4%	9%	75%	15%
TR	1002	30%	34%	11%	4%	21%	64%	15%

QA9b.4 Et pourriez-vous me dire si vous êtes d'accord ou pas d'accord avec chacune des propositions suivantes sur les pays voisins de l'Union européenne représentés sur cette carte.

QA9b.4 And do you agree or disagree with each of the following statements about European Union neighbouring countries shown on this map?

Afin d'aider ces pays, nous devrions leur faciliter l'accès au marché de l'UE

In order to help those countries, we should give them easier access to EU markets

	TOTAL	Tout à fait d'accord / Totally agree	Plutôt d'accord / Tend to agree	Plutôt pas d'accord / Tend to disagree	Pas du tout d'accord / / Totally disagree	NSP / DK	D'accord / Agree	Pas d'accord / Disagree
UE25 EU25	24815	15%	49%	19%	7%	10%	64%	25%
BE	1057	14%	49%	26%	8%	2%	63%	35%
CZ	1110	18%	54%	19%	5%	4%	73%	24%
DK	1021	22%	52%	17%	6%	3%	74%	22%
D-W	1028	16%	46%	24%	8%	6%	62%	33%
DE	1529	17%	46%	24%	9%	5%	63%	32%
D-E	501	22%	46%	21%	9%	2%	68%	30%
EE	1000	18%	46%	16%	5%	14%	65%	21%
EL	1000	23%	52%	19%	5%	3%	74%	23%
ES	1006	10%	48%	11%	4%	27%	58%	15%
FR	1034	13%	47%	20%	11%	9%	60%	31%
IE	1000	13%	40%	16%	8%	23%	53%	24%
IT	1024	17%	50%	18%	5%	10%	67%	23%
CY	505	34%	33%	14%	7%	11%	68%	21%
CY (tcc)	500	45%	26%	5%	7%	17%	71%	12%
LV	1002	18%	49%	18%	4%	11%	67%	22%
LT	1025	14%	48%	18%	3%	17%	62%	21%
LU	501	16%	43%	24%	9%	8%	59%	33%
HU	1002	16%	43%	24%	6%	11%	59%	30%
MT	500	13%	50%	10%	5%	21%	63%	16%
NL	1020	21%	49%	20%	5%	4%	70%	26%
AT	1011	17%	45%	21%	9%	8%	62%	30%
PL	1000	18%	60%	10%	2%	10%	78%	12%
PT	1000	9%	48%	19%	4%	19%	57%	24%
SI	1009	17%	60%	14%	2%	7%	77%	16%
SK	1103	15%	57%	19%	3%	7%	72%	22%
FI	1013	13%	55%	21%	6%	5%	68%	27%
SE	1006	18%	50%	18%	7%	7%	68%	25%
UK	1337	12%	47%	21%	9%	11%	58%	31%
BG	1031	17%	37%	12%	2%	31%	55%	14%
RO	1008	32%	34%	6%	2%	26%	66%	8%
HR	1000	23%	49%	12%	4%	12%	73%	16%
TR	1002	30%	34%	10%	6%	21%	64%	15%

QA10 Dans quelle mesure êtes-vous intéressé(e) par ce qui se passe dans les pays voisins de l'Union européenne ? Etes-vous ... ?

QA10 How interested are you in what is happening in countries neighbouring the European Union? Are you...?

	TOTAL	Très intéressé(e) / Very interested	Plutôt intéressé(e) / Fairly interested	Plutôt pas intéressé(e) / Not very interested	Pas du tout intéressé(e) / Not at all interested	NSP / DK	Intéressé(e) / Interested	Pas intéressé(e) / Not interested
UE25 EU25	24815	9%	42%	33%	15%	1%	51%	47%
BE	1057	8%	49%	30%	13%	0%	57%	43%
CZ	1110	3%	28%	46%	22%	0%	31%	69%
DK	1021	12%	48%	34%	5%	1%	60%	39%
D-W	1028	13%	45%	32%	10%	0%	58%	42%
DE	1529	13%	44%	32%	11%	0%	57%	43%
D-E	501	12%	40%	31%	16%	0%	53%	47%
EE	1000	9%	39%	38%	11%	3%	47%	49%
EL	1000	24%	40%	22%	14%	-	64%	36%
ES	1006	4%	32%	36%	27%	2%	36%	62%
FR	1034	12%	52%	25%	11%	0%	63%	37%
IE	1000	9%	39%	26%	22%	3%	49%	48%
IT	1024	10%	45%	31%	10%	5%	55%	41%
CY	505	23%	45%	20%	13%	0%	67%	32%
CY (tcc)	500	10%	22%	37%	24%	6%	33%	61%
LV	1002	6%	35%	43%	14%	2%	41%	57%
LT	1025	4%	31%	46%	17%	2%	35%	64%
LU	501	15%	53%	19%	12%	1%	67%	32%
HU	1002	7%	40%	40%	12%	1%	47%	52%
MT	500	10%	37%	31%	22%	1%	47%	53%
NL	1020	9%	53%	32%	5%	0%	62%	38%
AT	1011	10%	36%	34%	19%	2%	45%	53%
PL	1000	4%	30%	42%	23%	1%	34%	64%
PT	1000	4%	30%	37%	27%	2%	34%	64%
SI	1009	7%	41%	38%	13%	0%	48%	51%
SK	1103	4%	31%	42%	22%	0%	36%	64%
FI	1013	6%	41%	40%	12%	0%	47%	52%
SE	1006	7%	44%	38%	11%	0%	51%	49%
UK	1337	10%	45%	30%	13%	2%	55%	43%
BG	1031	10%	46%	24%	18%	2%	56%	42%
RO	1008	8%	31%	39%	17%	4%	40%	56%
HR	1000	12%	37%	30%	20%	1%	49%	50%
TR	1002	3%	14%	30%	43%	10%	16%	73%

SD1 En général, diriez-vous que l'Union européenne a de très bonnes, plutôt bonnes, plutôt mauvaises ou très mauvaises relations avec ses pays voisins ?

SD1 In general, would you say that the European Union has very good, fairly good, fairly bad or very bad relations with neighbouring countries?

	TOTAL	Très bonnes / Very good	Plutôt bonnes / Fairly good	Plutôt mauvaises / Fairly bad	Très mauvaises / Very bad	N'a pas de relations avec ses pays voisins (SPONTANE) / Does not have any relationship with neighbouring countries (SPONTANEOUS)	NSP / DK	Bonnes / Good	Mauvaises / Bad
UE25 EU25	24815	4%	64%	13%	1%	2%	14%	69%	15%
BE	1057	4%	74%	15%	1%	1%	5%	79%	15%
CZ	1110	3%	72%	13%	1%	3%	8%	75%	14%
DK	1021	6%	71%	16%	1%	1%	4%	77%	18%
D-W	1028	5%	65%	15%	2%	2%	11%	70%	16%
DE	1529	5%	66%	14%	2%	2%	10%	72%	16%
D-E	501	5%	72%	13%	2%	1%	6%	77%	15%
EE	1000	2%	70%	10%	0%	1%	18%	71%	10%
EL	1000	11%	75%	7%	1%	2%	3%	86%	8%
ES	1006	3%	51%	14%	2%	3%	27%	54%	16%
FR	1034	2%	65%	19%	2%	1%	11%	66%	21%
IE	1000	8%	51%	7%	2%	4%	28%	59%	9%
IT	1024	7%	68%	8%	1%	4%	13%	74%	9%
CY	505	10%	61%	8%	2%	1%	18%	71%	10%
CY (tcc)	500	7%	42%	14%	7%	8%	22%	48%	21%
LV	1002	2%	67%	14%	0%	2%	15%	69%	14%
LT	1025	2%	75%	9%	1%	4%	9%	77%	10%
LU	501	11%	60%	14%	1%	3%	10%	71%	15%
HU	1002	4%	70%	11%	0%	1%	13%	74%	12%
MT	500	6%	64%	7%	0%	1%	22%	70%	8%
NL	1020	2%	72%	15%	1%	1%	10%	74%	16%
AT	1011	11%	54%	9%	2%	6%	18%	65%	11%
PL	1000	4%	67%	12%	0%	2%	15%	71%	12%
PT	1000	6%	55%	8%	1%	5%	26%	60%	9%
SI	1009	3%	74%	12%	1%	4%	7%	77%	12%
SK	1103	5%	76%	10%	1%	2%	6%	81%	11%
FI	1013	3%	78%	11%	0%	1%	6%	81%	12%
SE	1006	1%	56%	23%	2%	1%	18%	57%	24%
UK	1337	3%	59%	14%	3%	2%	19%	61%	17%
BG	1031	5%	60%	5%	1%	3%	27%	65%	5%
RO	1008	6%	63%	4%	0%	2%	25%	69%	4%
HR	1000	9%	61%	11%	3%	2%	13%	71%	14%
TR	1002	4%	28%	19%	9%	4%	37%	31%	28%