

CGV 27-09-2017



COMMISSION EUROPÉENNE
DIRECTION GÉNÉRALE DE L'AGRICULTURE ET DU DÉVELOPPEMENT RURAL

Directorate G. Markets and Observatories
G.2. Wine, spirits and horticultural products

Bruxelles, le
G.2/GD(2017)

**Committee for the Common Organisation of the
Agricultural Markets – Sector Wine**

Wednesday September 27th, 2017

2017-2018 Grape must Harvest Forecasts

Personnes à contacter:

Guy DUREN,

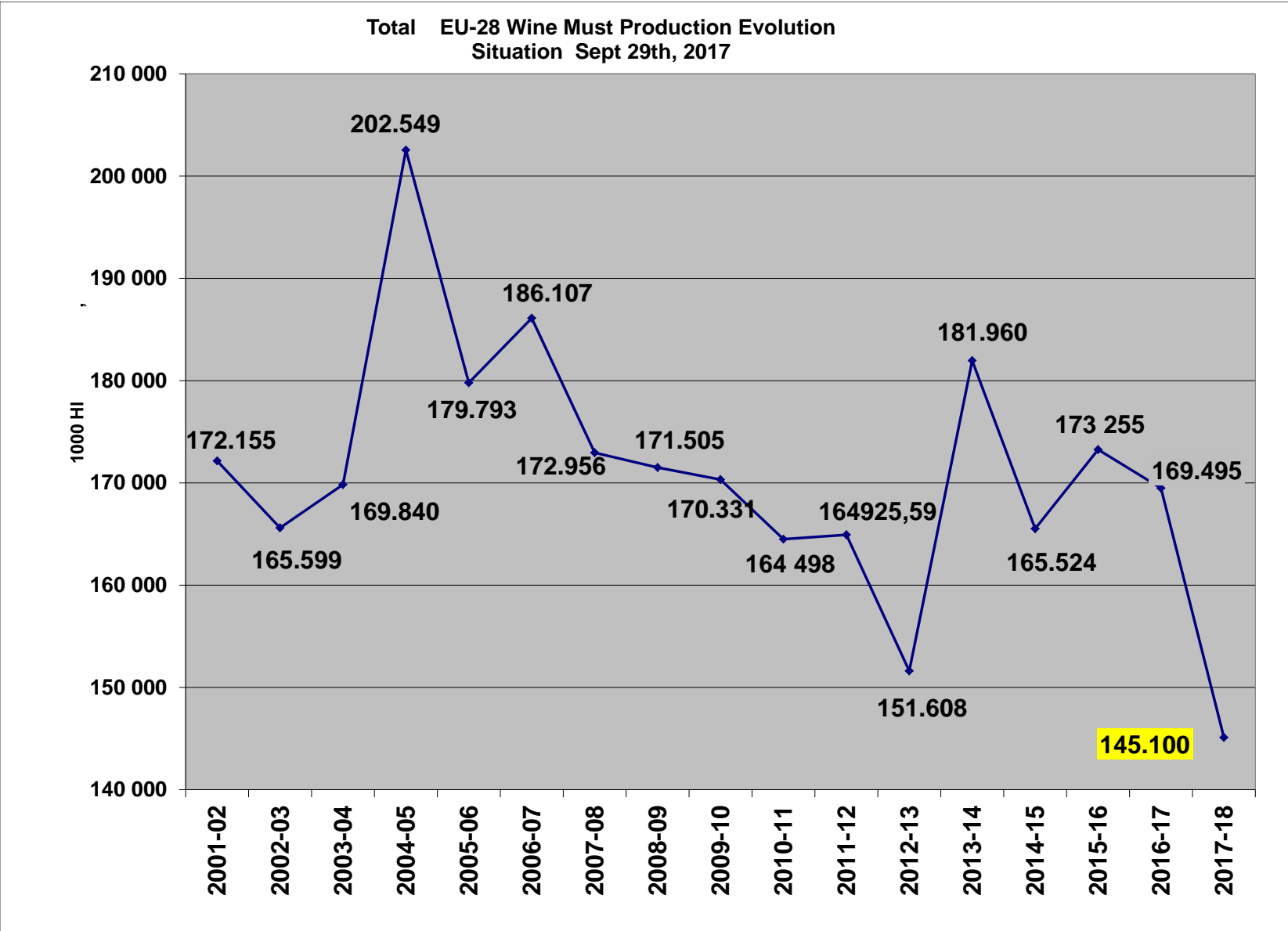
Téléphone:(32-2) 2957.416, guy.duren@ec.europa.eu



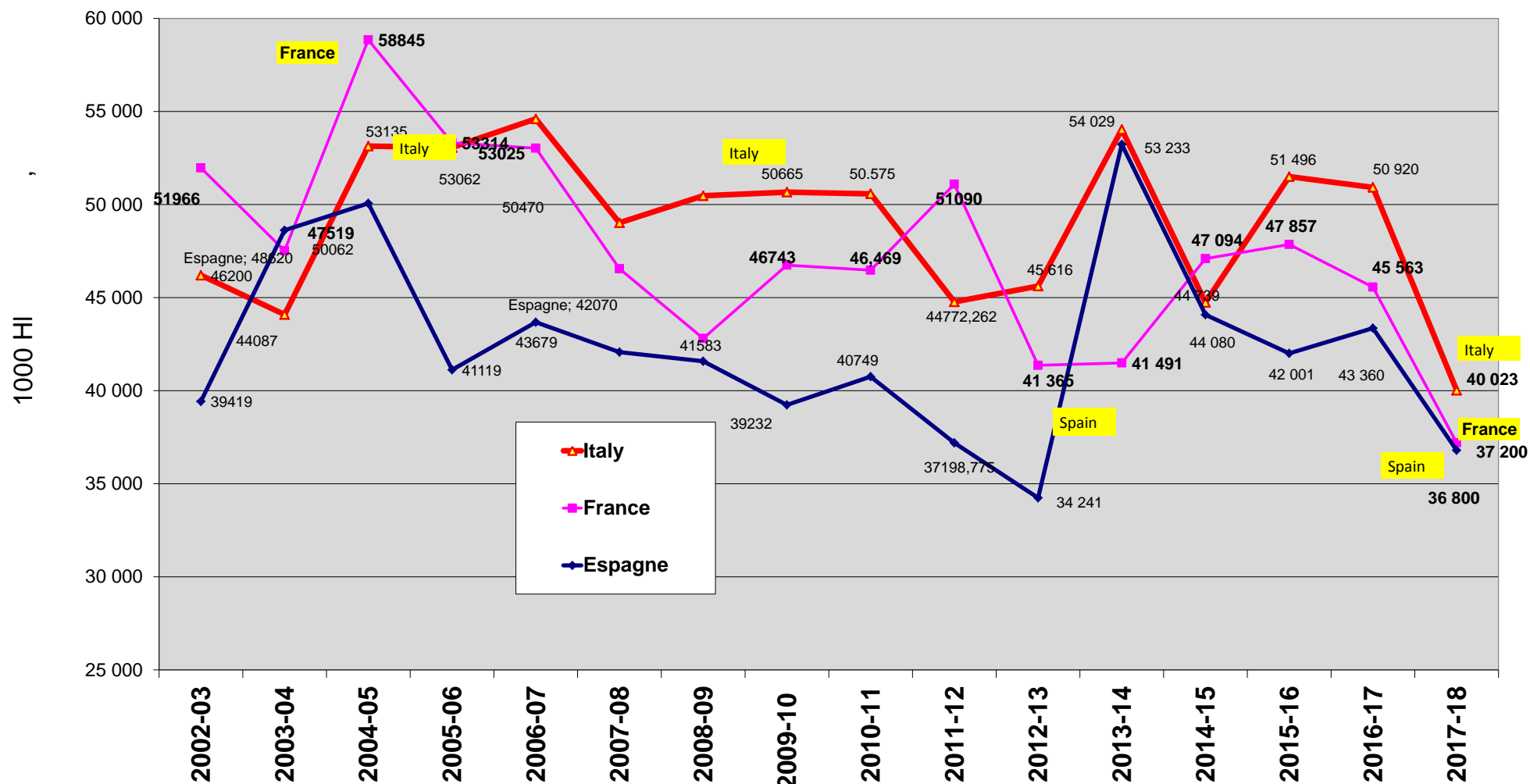
Organisation Commune des Marchés Règl. (CE) 1308/2013

EU-28 Production totale et vinification - CAMPAGNE 2017 – 2018
Situation au 29 Septembre 2017 _en 1.000 HL

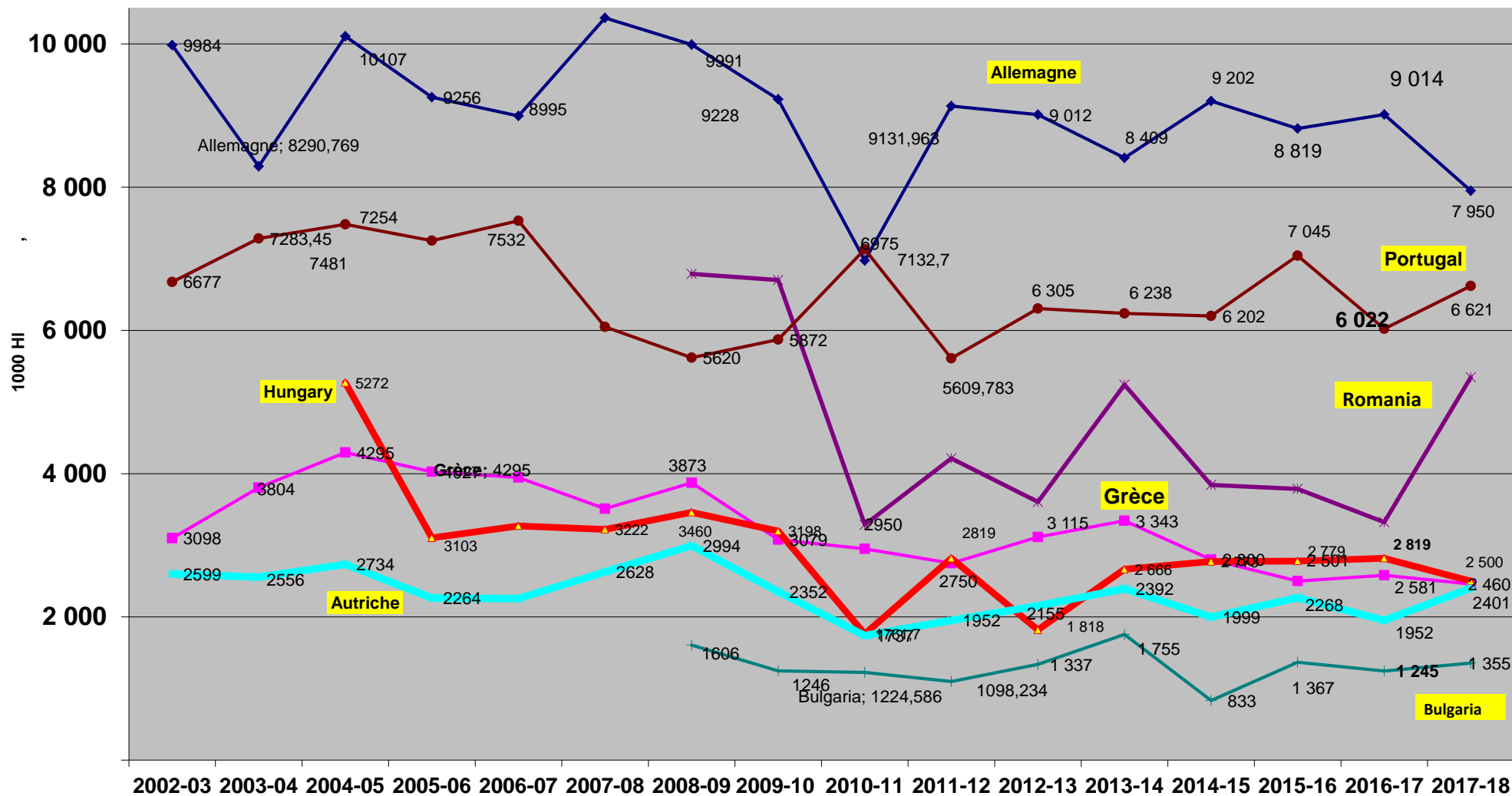
PAYS	Campagne 2012-13	Campagne 2013-14	Campagne 2014-15	Campagne 2015-16	Campagne 2016-17	Moyenne 5 ans (AVG5)	Production totale ¹⁾ 2017-2018		
							1000 HL	Versus 2016/17	Versus AVG5
Bulgaria	1 337	1 755	833	1 367	1 245	1 307	1 355	+9%	+4%
Czech Republ	487	501	536	819	631	595	645	+2%	+8%
Germany	9 012	8 409	9 202	8 819	9 014	8 891	7 950	-12%	-11%
Greece	3 115	3 343	2 800	2 501	2 581	2 868	2 460	-5%	-14%
Spain	34 241	53 233	44 080	42 001	43 360	43 383	36 800	-15%	-15%
France	41 365	41 491	47 094	47 857	45 563	44 674	37 200	-18%	-17%
Croatia	1 293	1 248	842	992	773	1 030	608	-21%	-41%
Italy	45 616	54 029	44 739	51 496	50 920	49 360	40 023	-21%	-19%
Cyprus	112	108	94	79	81	95	99	+22%	+4%
Luxembourg	85	101	125	111	83	101	90	+8%	-11%
Hungary	1 818	2 666	2 773	2 779	2 819	2 571	2 500	-11%	-3%
Austria	2 155	2 392	1 999	2 268	1 952	2 153	2 401	+23%	+12%
Portugal	6 305	6 238	6 202	7 045	6 022	6 362	6 621	+10%	+4%
Romania	3 606	5 242	3 842	3 787	3 323	3 960	5 346	+61%	+35%
Slovenia	684	770		877,132	739	767	586	-21%	-24%
Slovakia	324	371	286	375	315	334	301	-4%	-10%
U.K.	25	33	47	40	38	37	30	-21%	-18%
other MS	27	29	31	41	36	33	36 ⁴⁾	=	+9%
Total EUR28	151 608	181 960	165 524	173 255	169 495	168 522	145 100	-14,4%	-14%



Total EU28 Wine Must Production evolution - SPAIN, FRANCE & ITALY Situation September 29th, 2017



Total Wine Must Production evolution - GERMANY, RUMANIA, PORTUGAL, HUNGARY, GREECE , AUSTRIA & BULGARIA Situation September 2017



http://ec.europa.eu/agriculture/wine/statistics/index_en.htm