



# AGRI-FOOD TRADE STATISTICAL FACTSHEET

## European Union - Brunei

### Notes to the reader:

The data used in this factsheet were provided by ISDB and extracted from the **COMEXT-EUROSTAT** database unless otherwise indicated, in statistical regime IV.

"EU" refers to the European Union at 28 members for all indicated years.

"Agri-food products" refers to the WTO definition of agricultural products and includes the chapters 1-24 (excluding fish and fish products) of the Harmonised System, and a number of headings in chapters 33, 35, 38, 41, 43 and 51-53. The aggregate of EU Agri-food trade does not contain tariff codes CN 3302.10.40 and CN 3302.10.90 (some odoriferous substances which are regarded as industrial products).

The details of the **product categories** referred to in this factsheet are available on: [http://ec.europa.eu/agriculture/trade-analysis/statistics/outside-eu/2015/product-classes-details\\_en.pdf](http://ec.europa.eu/agriculture/trade-analysis/statistics/outside-eu/2015/product-classes-details_en.pdf)

More trade statistics including main economic indicators, GDP by sector, trade in goods and trade in commercial services are provided by the EU Commission Directorate-General for Trade on their website: <http://ec.europa.eu/trade/policy/countries-and-regions/statistics/>

**Extraction date:** 15-03-2019

| Table of Contents   | pg |
|---|----|
| 1. Selection of indicators                                  |    |
| - Agricultural indicators                                   | 2  |
| - Trade indicators  | 2  |
| - Ranking of EU main Agri-food trade partners and Brunei    | 2  |
| 2. Structure of EU Agri-food trade with Brunei, 2008 - 2018 | 3  |
| 3. EU Agri-food EXPORTS to Brunei by product category       |    |
| - Top EU Agri-food exports in 2018                          | 4  |
| - Evolution of 20 top EU Agri-food exports, 2014 - 2018     | 4  |
| - Evolution of EU Agri-food exports, 2014 - 2018            | 5  |
| 4. EU Agri-food IMPORTS from Brunei by product category     |    |
| - Top EU Agri-food imports in 2018                          | 6  |
| - Evolution of 20 top EU Agri-food imports, 2014 - 2018     | 6  |
| - Evolution of EU Agri-food imports, 2014 - 2018            | 7  |
| 5. EU Agri-food trade with Brunei by HS chapters            |    |
| - Evolution of EU Agri-food exports, 2014 - 2018            | 8  |
| - Evolution of EU Agri-food imports, 2014 - 2018            | 8  |

### DISCLAIMER

Any error in the data provided is the sole responsibility of the EU Commission Directorate-General for Agriculture and Rural Development Unit A.1.

Please send your feedback to: [agri-A1@ec.europa.eu](mailto:agri-A1@ec.europa.eu)

## EU Agri Food trade with: Brunei

### 1. Selection of indicators

#### Agricultural indicators

|                              | Unit                    | Period | World | Partner |
|------------------------------|-------------------------|--------|-------|---------|
| 1 Agriculture, value added   | (% of GDP)              | 2014   | 3.6   | 0.9     |
| 2 Employment in agriculture  | (% of total employment) | 2014   | 27.9  | 0.6     |
| 3 Arable land                | (ha)                    | 2014   | n.a.  | 5 000   |
| 4 Crop production index      | (2004 2006 = 100)       | 2014   | 128.1 | 97.9    |
| 5 Livestock production index | (2004 2006 = 100)       | 2014   | 118.9 | 183.1   |
| 6 Food production index      | (2004 2006 = 100)       | 2014   | 125.6 | 166.6   |
| 7 Rural population           | (% of total population) | 2014   | 46.5  | 23.7    |

Source: World Bank

#### Trade indicators

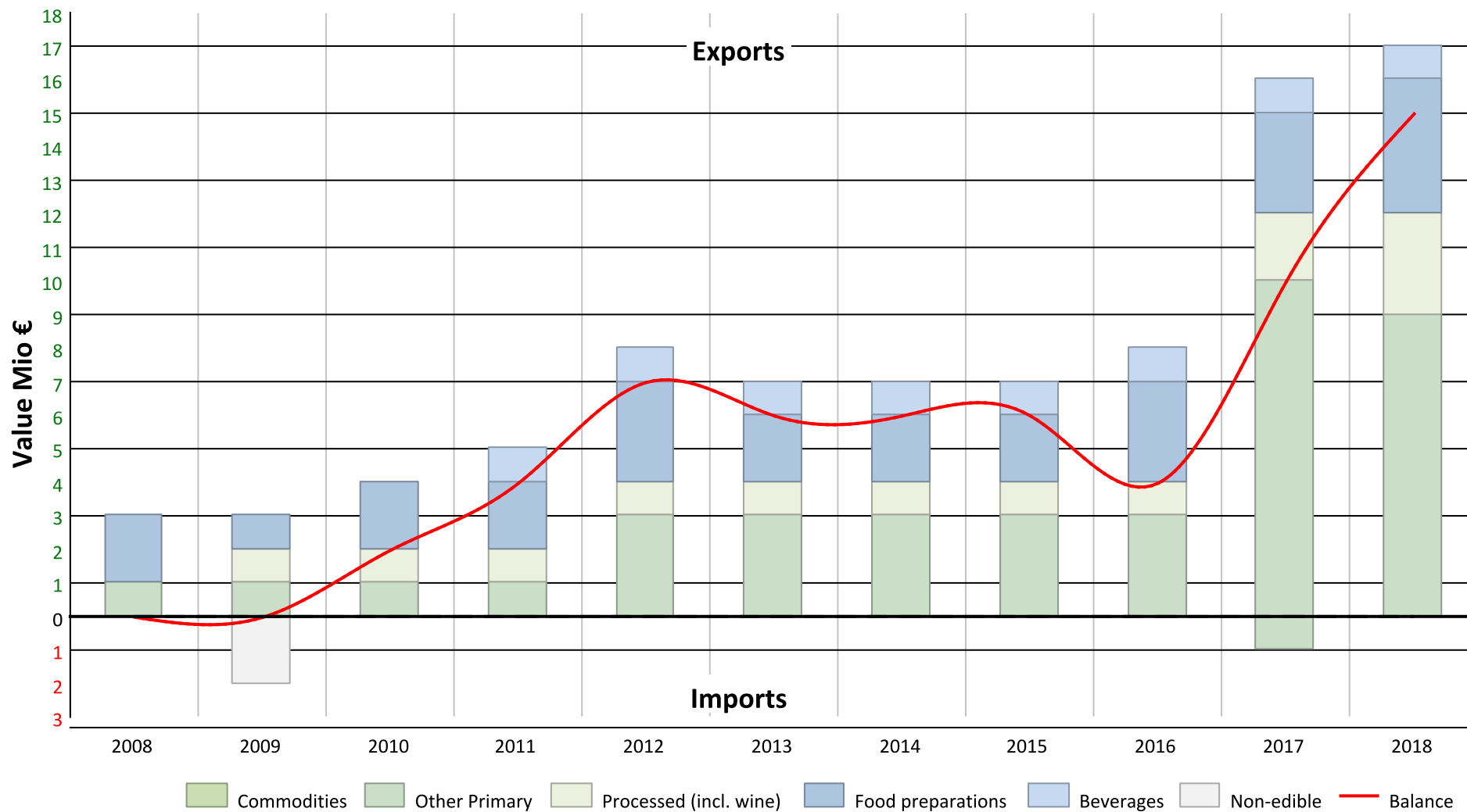
|  | Unit  | Exports   | Imports   | Balance |
|--|-------|-----------|-----------|---------|
| <b>EU28 Agri-food trade with Brunei</b>    |       |           |           |         |
| Agri-food trade value                      | Mio € | 17        | 0         | 17      |
| - as share of EU28 total Agri-food trade   | (%)   | 0.0       | 0.0       |         |
| - as share of EU28 total trade with Brunei | (%)   | 2.8       | 0.0       |         |
| % change 2017 - 2018                       |       | 6.3       | -100.0    |         |
| Annual rate of change from 2008 - 2018     | (%)   | 15.6      |           |         |
| <b>EU28 total trade with Brunei</b>        |       |           |           |         |
| Total trade value                          | Mio € | 612       | 129       | 483     |
| - as share of EU28 total trade             | (%)   | 0.0       | 0.0       |         |
| <b>EU28 world trade</b>                    |       |           |           |         |
| Total trade value                          | Mio € | 1 955 746 | 1 980 361 | -24 615 |
| Total Agri-food trade                      | Mio € | 137 528   | 116 310   | 21 218  |
| - as share of EU28 total trade             | (%)   | 7.0       | 5.9       | -86.2   |

#### Ranking of EU main Agri-food trade partners and Brunei

| Top Destinations: 2018 |                      |                |                     | Top Origins: 2018 |                   |                |                     |
|------------------------|----------------------|----------------|---------------------|-------------------|-------------------|----------------|---------------------|
|                        |                      | Value<br>Mio € | % Share<br>Extra-EU |                   |                   | Value<br>Mio € | % Share<br>Extra-EU |
| 1                      | USA                  | 22 256         | 16.2                | 1                 | USA               | 12 078         | 10.4                |
| 2                      | China                | 11 101         | 8.1                 | 2                 | Brazil            | 11 910         | 10.2                |
| 3                      | Switzerland          | 8 254          | 6.0                 | 3                 | China             | 5 711          | 4.9                 |
| 4                      | Japan                | 6 642          | 4.8                 | 4                 | Ukraine           | 5 617          | 4.8                 |
| 5                      | Russia               | 6 624          | 4.8                 | 5                 | Argentina         | 5 136          | 4.4                 |
| 6                      | Norway               | 4 496          | 3.3                 | 6                 | Switzerland       | 4 593          | 3.9                 |
| 7                      | Saudi Arabia         | 3 814          | 2.8                 | 7                 | Turkey            | 4 482          | 3.9                 |
| 8                      | Canada               | 3 707          | 2.7                 | 8                 | Indonesia         | 4 341          | 3.7                 |
| 9                      | Hong Kong            | 3 679          | 2.7                 | 9                 | Ivory Coast       | 3 361          | 2.9                 |
| 10                     | Australia            | 3 384          | 2.5                 | 10                | India             | 3 153          | 2.7                 |
| 11                     | Turkey               | 3 147          | 2.3                 | 11                | South Africa      | 2 898          | 2.5                 |
| 12                     | South Korea          | 3 028          | 2.2                 | 12                | Chile             | 2 505          | 2.2                 |
| 13                     | Algeria              | 2 660          | 1.9                 | 13                | Vietnam           | 2 494          | 2.1                 |
| 14                     | United Arab Emirates | 2 625          | 1.9                 | 14                | New Zealand       | 2 433          | 2.1                 |
| 15                     | Singapore            | 2 419          | 1.8                 | 15                | Thailand          | 2 423          | 2.1                 |
| 16                     | Ukraine              | 2 064          | 1.5                 | 16                | Morocco           | 2 396          | 2.1                 |
| 17                     | Israel               | 1 955          | 1.4                 | 17                | Peru              | 2 280          | 2.0                 |
| 18                     | Brazil               | 1 784          | 1.3                 | 18                | Colombia          | 2 187          | 1.9                 |
| 19                     | South Africa         | 1 711          | 1.2                 | 19                | Australia         | 2 073          | 1.8                 |
| 20                     | Egypt                | 1 528          | 1.1                 | 20                | Canada            | 1 988          | 1.7                 |
| 153                    | Brunei               | 17             | 0.0                 | 191               | Brunei            | 0              | 0.0                 |
|                        | Rest of the World    | 40 650         | 28.5                |                   | Rest of the World | 32 251         | 26.7                |

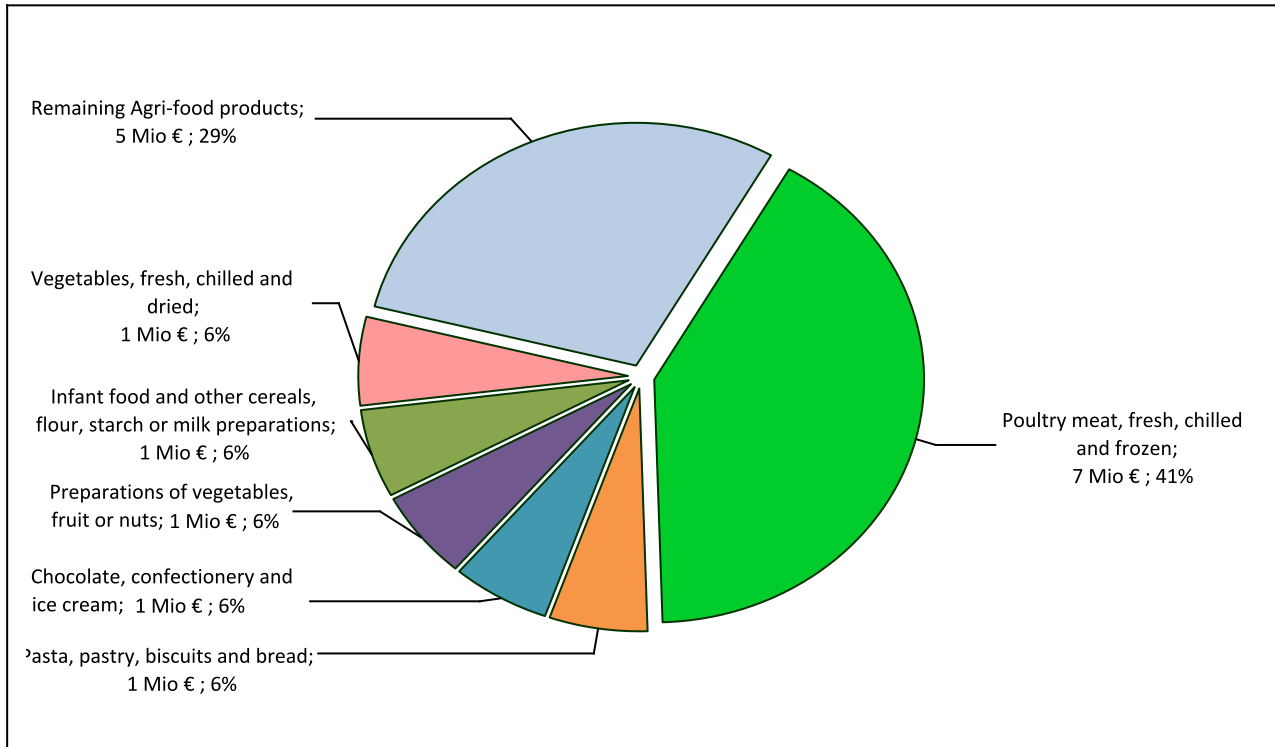
EU Agri Food trade with: Brunei

2. Structure of EU Agri-food trade with Brunei, 2008 - 2018



3. EU Agri-food EXPORTS to Brunei by product category

Top EU Agri-food exports to Brunei in 2018



Evolution of 20 top EU Agri-food exports to Brunei, 2014 - 2018


|    |   | Exports     |      |      |      |      |      | Share in all Agri 2018 | Change 2017-2018 |
|----|---|-------------|------|------|------|------|------|------------------------|------------------|
|    |   | Value Mio € |      |      |      |      |      |                        |                  |
|    |   | 2014        | 2015 | 2016 | 2017 | 2018 |      |                        |                  |
| 1  | Poultry meat, fresh, chilled and frozen                           | 3           | 1    | 1    | 9    | 7    | 41.2 | -22.2                  |                  |
| 2  | Pasta, pastry, biscuits and bread                                 | 1           | 1    | 1    | 1    | 1    | 5.9  | 0.0                    |                  |
| 3  | Chocolate, confectionery and ice cream                            | 1           | 1    | 1    | 1    | 1    | 5.9  | 0.0                    |                  |
| 4  | Preparations of vegetables, fruit or nuts                         | 1           | 1    | 1    | 1    | 1    | 5.9  | 0.0                    |                  |
| 5  | Infant food and other cereals, flour, starch or milk preparations | 0           | 0    | 1    | 1    | 1    | 5.9  | 0.0                    |                  |
| 6  | Vegetables, fresh, chilled and dried                              | 0           | 1    | 1    | 1    | 1    | 5.9  | 0.0                    |                  |
| 7  | Pork meat, fresh, chilled and frozen                              | 0           | 0    | 0    | 0    | 1    | 5.9  |                        |                  |
| 8  | Meat preparations   | 0           | 0    | 0    | 0    | 1    | 5.9  |                        |                  |
| 9  | Waters and soft drinks  | 1           | 1    | 1    | 1    | 1    | 5.9  | 0.0                    |                  |
| 10 | Pet food  | 0           | 0    | 0    | 0    | 1    | 5.9  |                        |                  |
| 11 | Olive oil   | 0           | 0    | 0    | 0    | 0    | 0.0  |                        |                  |
| 12 | Spirits and liqueurs  | 0           | 0    | 0    | 0    | 0    | 0.0  |                        |                  |
| 13 | Soups and sauces  | 0           | 0    | 0    | 0    | 0    | 0.0  |                        |                  |
| 14 | Butter  |             | 0    | 0    | 0    | 0    | 0.0  |                        |                  |
| 15 | Wine, vermouth, cider and vinegar                                 | 0           | 0    | 0    | 0    | 0    | 0.0  |                        |                  |
| 16 | Roasted coffee and tea  | 0           | 0    | 0    | 0    | 0    | 0.0  |                        |                  |
| 17 | Food preparations, not specified                                  | 0           | 0    | 0    | 0    | 0    | 0.0  |                        |                  |
| 18 | Live animals  | 0           | 0    | 0    | 0    | 0    | 0.0  |                        |                  |
| 19 | Fresh milk and cream, buttermilk and yoghurt                      | 0           |      | 0    | 0    | 0    | 0.0  |                        |                  |
| 20 | Cheese  | 0           | 0    | 0    | 0    | 0    | 0.0  |                        |                  |
|    | Remaining Agri-food products                                      | 0           | 0    | 0    | 0    | 0    | 0.0  |                        |                  |

Evolution of EU Agri-food exports to Brunei, 2014 - 2018

|  | Exports     |          |          |           |           |                        |                  |
|--|-------------|----------|----------|-----------|-----------|------------------------|------------------|
|  | Value Mio € |          |          |           |           | %                      |                  |
|  | 2014        | 2015     | 2016     | 2017      | 2018      | Share in all Agri 2018 | Change 2017-2018 |
| <b>Agri Food</b>   | <b>7</b>    | <b>7</b> | <b>8</b> | <b>16</b> | <b>17</b> | <b>100.0</b>           | <b>6.3</b>       |
| <b>Agricultural food and feed products</b>                       | <b>5</b>    | <b>4</b> | <b>4</b> | <b>12</b> | <b>12</b> | <b>70.6</b>            | <b>0.0</b>       |
| - <b>Commodities</b>   | <b>0</b>    | <b>0</b> | <b>0</b> | <b>0</b>  | <b>0</b>  | <b>0.0</b>             |                  |
| -- Wheat   |             |          |          |           | 0         | 0.0                    |                  |
| -- Cereals, other than wheat and rice                            | 0           | 0        | 0        | 0         | 0         | 0.0                    |                  |
| -- Rice  |             | 0        |          |           |           |                        |                  |
| -- Flours and other products of the milling industry             | 0           | 0        | 0        | 0         | 0         | 0.0                    |                  |
| -- Malt  |             |          |          |           |           |                        |                  |
| -- Starches, inulin & gluten                                     |             |          |          | 0         |           |                        |                  |
| -- Soyabeans   |             |          |          |           |           |                        |                  |
| -- Oilseeds, other than soyabeans                                | 0           | 0        | 0        | 0         | 0         | 0.0                    |                  |
| -- Palm & palm kernel oils                                       |             |          |          |           |           |                        |                  |
| -- Vegetable oils other than palm & olive oils                   | 0           | 0        | 0        | 0         | 0         | 0.0                    |                  |
| -- Oilcakes  |             |          |          |           |           |                        |                  |
| -- Other feed and feed ingredients                               | 0           | 0        | 0        | 0         | 0         | 0.0                    |                  |
| -- Beet and cane sugar   |             | 0        |          | 0         |           |                        |                  |
| -- Sugar, other than beet & cane                                 |             | 0        | 0        |           | 0         | 0.0                    |                  |
| -- Milk powders and whey   | 0           |          |          | 0         | 0         | 0.0                    |                  |
| -- Butter  |             | 0        | 0        | 0         | 0         | 0.0                    |                  |
| -- Gums, resins and plant extracts                               |             | 0        |          | 0         |           |                        |                  |
| -- Unroasted coffee, tea in bulk & mate                          |             |          | 0        | 0         | 0         | 0.0                    |                  |
| -- Cocoa beans   |             |          |          | 0         |           |                        |                  |
| -- Cocoa paste and powder  | 0           | 0        |          |           | 0         | 0.0                    |                  |
| -- Agricultural commodities, not specified                       |             |          |          |           |           |                        |                  |
| - <b>Other primary</b>   | <b>3</b>    | <b>3</b> | <b>3</b> | <b>10</b> | <b>9</b>  | <b>52.9</b>            | <b>-10.0</b>     |
| -- Live animals  | 0           | 0        | 0        | 0         | 0         | 0.0                    |                  |
| -- Bovine meat, fresh, chilled and frozen                        |             | 0        |          |           |           |                        |                  |
| -- Pork meat, fresh, chilled and frozen                          | 0           | 0        | 0        | 0         | 1         | 5.9                    |                  |
| -- Poultry meat, fresh, chilled and frozen                       | 3           | 1        | 1        | 9         | 7         | 41.2                   | -22.2            |
| -- Sheep and goat meat, fresh, chilled and frozen                |             |          |          | 0         |           |                        |                  |
| -- Offal, animal fats and other meats, fresh, chilled and frozen | 0           | 0        | 0        | 0         | 0         | 0.0                    |                  |
| -- Fresh milk and cream, buttermilk and yoghurt                  | 0           |          |          | 0         | 0         | 0.0                    |                  |
| -- Eggs and honey  |             |          |          |           |           |                        |                  |
| -- Vegetables, fresh, chilled and dried                          | 0           | 1        | 1        | 1         | 1         | 5.9                    | 0.0              |
| -- Fruit, fresh or dried, excl. citrus & tropical fruit          |             |          | 0        | 0         | 0         | 0.0                    |                  |
| -- Citrus fruit  |             |          | 0        |           |           |                        |                  |
| -- Tropical fruit, fresh or dried, nuts and spices               |             |          | 0        | 0         | 0         | 0.0                    |                  |
| -- Miscellaneous seeds and hop cones                             |             |          | 0        | 0         | 0         | 0.0                    |                  |
| -- Agricultural primary food products, not specified             |             |          |          |           |           |                        |                  |
| - <b>Processed (incl. wine)</b>                                  | <b>1</b>    | <b>1</b> | <b>1</b> | <b>2</b>  | <b>3</b>  | <b>17.6</b>            | <b>50.0</b>      |
| -- Meat preparations   | 0           | 0        | 0        | 0         | 1         | 5.9                    |                  |
| -- Cheese  | 0           | 0        | 0        | 0         | 0         | 0.0                    |                  |
| -- Olive oil   | 0           | 0        | 0        | 0         | 0         | 0.0                    |                  |
| -- Preparations of vegetables, fruit or nuts                     | 1           | 1        | 1        | 1         | 1         | 5.9                    | 0.0              |
| -- Fruit juices  | 0           | 0        | 0        | 0         | 0         | 0.0                    |                  |
| -- Wine, vermouth, cider and vinegar                             | 0           | 0        | 0        | 0         | 0         | 0.0                    |                  |
| -- Roasted coffee and tea  | 0           | 0        | 0        | 0         | 0         | 0.0                    |                  |
| <b>Food preparations and beverages</b>                           | <b>3</b>    | <b>3</b> | <b>4</b> | <b>4</b>  | <b>5</b>  | <b>29.4</b>            | <b>25.0</b>      |
| - <b>Food preparations</b>                                       | <b>2</b>    | <b>2</b> | <b>3</b> | <b>3</b>  | <b>4</b>  | <b>23.5</b>            | <b>33.3</b>      |
| -- Chocolate, confectionery and ice cream                        | 1           | 1        | 1        | 1         | 1         | 5.9                    | 0.0              |
| -- Infant food and other cereals, flour, starch or milk          | 0           | 0        | 1        | 1         | 1         | 5.9                    | 0.0              |
| -- Pasta, pastry, biscuits and bread                             | 1           | 1        | 1        | 1         | 1         | 5.9                    | 0.0              |
| -- Soups and sauces  | 0           | 0        | 0        | 0         | 0         | 0.0                    |                  |
| -- Coffee and tea extracts                                       | 0           | 0        | 0        | 0         | 0         | 0.0                    |                  |
| -- Food preparations, not specified                              | 0           | 0        | 0        | 0         | 0         | 0.0                    |                  |
| -- Pet food  | 0           | 0        | 0        | 0         | 1         | 5.9                    |                  |
| - <b>Beverages</b>   | <b>1</b>    | <b>1</b> | <b>1</b> | <b>1</b>  | <b>1</b>  | <b>5.9</b>             | <b>0.0</b>       |
| -- Waters and soft drinks  | 1           | 1        | 1        | 1         | 1         | 5.9                    | 0.0              |
| -- Beer  | 0           | 0        | 0        | 0         | 0         | 0.0                    |                  |
| -- Spirits and liqueurs  | 0           | 0        | 0        | 0         | 0         | 0.0                    |                  |
| -- Odoriferous substances  |             |          | 0        |           |           |                        |                  |
| <b>Non-edible</b>  | <b>0</b>    | <b>0</b> | <b>0</b> | <b>0</b>  | <b>0</b>  | <b>0.0</b>             |                  |
| - <b>Non-edible</b>  | <b>0</b>    | <b>0</b> | <b>0</b> | <b>0</b>  | <b>0</b>  | <b>0.0</b>             |                  |
| -- Raw hides, skins and furskins                                 |             |          |          |           |           |                        |                  |
| -- Non-edible animal products                                    | 0           | 0        | 0        | 0         | 0         | 0.0                    |                  |
| -- Wool and silk   |             |          |          |           |           |                        |                  |
| -- Cotton, flax and hemp, and plaiting materials                 | 0           | 0        | 0        | 0         | 0         | 0.0                    |                  |
| -- Cut flowers and plants  | 0           | 0        |          | 0         | 0         | 0.0                    |                  |
| -- Bulbs, roots and live plants                                  | 0           | 0        | 0        | 0         | 0         | 0.0                    |                  |
| -- Raw tobacco   |             |          |          |           | 0         | 0.0                    |                  |
| -- Cigars and cigarettes   | 0           | 0        | 0        | 0         | 0         | 0.0                    |                  |
| -- Fatty acids and waxes   | 0           | 0        | 0        | 0         |           |                        |                  |
| -- Sugar alcohols  |             |          |          |           | 0         | 0.0                    |                  |
| -- Essential oils  | 0           | 0        | 0        | 0         | 0         | 0.0                    |                  |
| -- Ethanol   | 0           | 0        |          |           |           |                        |                  |
| -- Casein, other albuminoidal substances and modified starches   |             | 0        | 0        |           |           |                        |                  |
| -- Non-edible, not specified                                     | 0           | 0        |          |           |           |                        |                  |
| -- Products non-attributable                                     |             |          |          |           |           |                        |                  |

4. EU Agri-food IMPORTS from Brunei by product category

Top EU Agri-food imports from Brunei in 2018



Evolution of 20 top EU Agri-food imports from Brunei, 2014 - 2018

|    |   | Imports     |      |      |      |      |                        |                  |  |
|----|---|-------------|------|------|------|------|------------------------|------------------|--|
|    |   | Value Mio € |      |      |      |      | %                      |                  |  |
|    |   | 2014        | 2015 | 2016 | 2017 | 2018 | Share in all Agri 2018 | Change 2017-2018 |  |
| 1  | Live animals  | 0           | 0    | 0    | 0    | 0    |                        |                  |  |
| 2  | Oilseeds, other than soyabeans                                |             |      | 0    |      | 0    |                        |                  |  |
| 3  | Essential oils  |             |      |      |      | 0    |                        |                  |  |
| 4  | Unroasted coffee, tea in bulk & mate                          | 0           |      | 0    |      | 0    |                        |                  |  |
| 5  | Waters and soft drinks  | 0           |      | 0    | 0    | 0    |                        |                  |  |
| 6  | Food preparations, not specified                              | 0           | 0    |      |      | 0    |                        |                  |  |
| 7  | Bulbs, roots and live plants                                  |             |      |      |      | 0    |                        |                  |  |
| 8  | Spirits and liqueurs  |             |      | 0    |      | 0    |                        |                  |  |
| 9  | Miscellaneous seeds and hop cones                             |             |      |      |      | 0    |                        |                  |  |
| 10 | Roasted coffee and tea  |             | 0    |      |      |      |                        |                  |  |
| 10 | Offal, animal fats and other meats, fresh, chilled and frozen |             |      |      | 1    |      |                        |                  |  |

Evolution of EU Agri-food imports from Brunei, 2014 - 2018

|  | Imports     |          |          |          |          |                        |                  |
|--|-------------|----------|----------|----------|----------|------------------------|------------------|
|  | Value Mio € |          |          |          |          | %                      |                  |
|  | 2014        | 2015     | 2016     | 2017     | 2018     | Share in all Agri 2018 | Change 2017-2018 |
| <b>Agri Food</b>   | <b>0</b>    | <b>0</b> | <b>0</b> | <b>1</b> | <b>0</b> |                        | <b>-100.0</b>    |
| <b>Agricultural food and feed products</b>               | <b>0</b>    | <b>0</b> | <b>0</b> | <b>1</b> | <b>0</b> |                        | <b>-100.0</b>    |
| - <b>Commodities</b>                                     | <b>0</b>    |          | <b>0</b> |          | <b>0</b> |                        |                  |
| - - Wheat  |             |          |          |          |          |                        |                  |
| - - Cereals, other than wheat and rice                   |             |          |          |          |          |                        |                  |
| - - Rice   |             |          |          |          |          |                        |                  |
| - - Flours and other products of the milling industry    |             |          |          |          |          |                        |                  |
| - - Malt   |             |          |          |          |          |                        |                  |
| - - Starches, inulin & gluten                            |             |          |          |          |          |                        |                  |
| - - Soyabeans  |             |          |          |          |          |                        |                  |
| - - Oilseeds, other than soyabeans                       |             |          | 0        |          | 0        |                        |                  |
| - - Palm & palm kernel oils                              |             |          |          |          |          |                        |                  |
| - - Vegetable oils other than palm & olive oils          |             |          |          |          |          |                        |                  |
| - - Oilcakes   |             |          |          |          |          |                        |                  |
| - - Other feed and feed ingredients                      |             |          |          |          |          |                        |                  |
| - - Beet and cane sugar                                  |             |          |          |          |          |                        |                  |
| - - Sugar, other than beet & cane                        |             |          |          |          |          |                        |                  |
| - - Milk powders and whey                                |             |          |          |          |          |                        |                  |
| - - Butter   |             |          |          |          |          |                        |                  |
| - - Gums, resins and plant extracts                      |             |          |          |          |          |                        |                  |
| - - Unroasted coffee, tea in bulk & mate                 | 0           |          | 0        |          | 0        |                        |                  |
| - - Cocoa beans  |             |          |          |          |          |                        |                  |
| - - Cocoa paste and powder                               |             |          |          |          |          |                        |                  |
| - - Agricultural commodities, not specified              |             |          |          |          |          |                        |                  |
| - <b>Other primary</b>                                   | <b>0</b>    | <b>0</b> | <b>0</b> | <b>1</b> | <b>0</b> |                        | <b>-100.0</b>    |
| - - Live animals   | 0           | 0        | 0        | 0        | 0        |                        |                  |
| - - Bovine meat, fresh, chilled and frozen               |             |          |          |          |          |                        |                  |
| - - Pork meat, fresh, chilled and frozen                 |             |          |          |          |          |                        |                  |
| - - Poultry meat, fresh, chilled and frozen              |             |          |          |          |          |                        |                  |
| - - Sheep and goat meat, fresh, chilled and frozen       |             |          |          |          |          |                        |                  |
| - - Offal, animal fats and other meats, fresh, chilled   |             |          |          | 1        |          |                        |                  |
| - - Fresh milk and cream, buttermilk and yoghurt         |             |          |          |          |          |                        |                  |
| - - Eggs and honey                                       |             |          |          |          |          |                        |                  |
| - - Vegetables, fresh, chilled and dried                 |             |          |          |          |          |                        |                  |
| - - Fruit, fresh or dried, excl. citrus & tropical fruit |             |          |          |          |          |                        |                  |
| - - Citrus fruit   |             |          |          |          |          |                        |                  |
| - - Tropical fruit, fresh or dried, nuts and spices      |             |          | 0        |          |          |                        |                  |
| - - Miscellaneous seeds and hop cones                    |             |          |          |          | 0        |                        |                  |
| - - Agricultural primary food products, not specified    |             |          |          |          |          |                        |                  |
| - <b>Processed (incl. wine)</b>                          |             | <b>0</b> |          |          |          |                        |                  |
| - - Meat preparations                                    |             |          |          |          |          |                        |                  |
| - - Cheese   |             |          |          |          |          |                        |                  |
| - - Olive oil  |             |          |          |          |          |                        |                  |
| - - Preparations of vegetables, fruit or nuts            |             |          |          |          |          |                        |                  |
| - - Fruit juices   |             |          |          |          |          |                        |                  |
| - - Wine, vermouth, cider and vinegar                    |             |          |          |          |          |                        |                  |
| - - Roasted coffee and tea                               |             | 0        |          |          |          |                        |                  |
| <b>Food preparations and beverages</b>                   | <b>0</b>    | <b>0</b> | <b>0</b> | <b>0</b> | <b>0</b> |                        |                  |
| - <b>Food preparations</b>                               | <b>0</b>    | <b>0</b> |          |          | <b>0</b> |                        |                  |
| - - Chocolate, confectionery and ice cream               |             |          |          |          |          |                        |                  |
| - - Infant food and other cereals, flour, starch or      |             |          |          |          |          |                        |                  |
| - - Pasta, pastry, biscuits and bread                    |             |          |          |          |          |                        |                  |
| - - Soups and sauces                                     |             |          |          |          |          |                        |                  |
| - - Coffee and tea extracts                              |             |          |          |          |          |                        |                  |
| - - Food preparations, not specified                     | 0           | 0        |          |          | 0        |                        |                  |
| - - Pet food   |             |          |          |          |          |                        |                  |
| - <b>Beverages</b>                                       | <b>0</b>    |          | <b>0</b> | <b>0</b> | <b>0</b> |                        |                  |
| - - Waters and soft drinks                               | 0           |          | 0        | 0        | 0        |                        |                  |
| - - Beer   |             |          |          |          |          |                        |                  |
| - - Spirits and liqueurs                                 |             |          | 0        |          | 0        |                        |                  |
| - - Odoriferous substances                               |             |          |          |          |          |                        |                  |
| <b>Non-edible</b>  |             |          |          |          | <b>0</b> |                        |                  |
| - <b>Non-edible</b>                                      |             |          |          |          | <b>0</b> |                        |                  |
| - - Raw hides, skins and furskins                        |             |          |          |          |          |                        |                  |
| - - Non-edible animal products                           |             |          |          |          |          |                        |                  |
| - - Wool and silk  |             |          |          |          |          |                        |                  |
| - - Cotton, flax and hemp, and plaiting materials        |             |          |          |          |          |                        |                  |
| - - Cut flowers and plants                               |             |          |          |          |          |                        |                  |
| - - Bulbs, roots and live plants                         |             |          |          |          | 0        |                        |                  |
| - - Raw tobacco  |             |          |          |          |          |                        |                  |
| - - Cigars and cigarettes                                |             |          |          |          |          |                        |                  |
| - - Fatty acids and waxes                                |             |          |          |          |          |                        |                  |
| - - Sugar alcohols                                       |             |          |          |          |          |                        |                  |
| - - Essential oils                                       |             |          |          |          | 0        |                        |                  |
| - - Ethanol  |             |          |          |          |          |                        |                  |
| - - Casein, other albuminoidal substances and            |             |          |          |          |          |                        |                  |
| - - Non-edible, not specified                            |             |          |          |          |          |                        |                  |
| - - Products non-attributable                            |             |          |          |          |          |                        |                  |

5. EU Agri-food trade with Brunei by HS chapters

Evolution of EU Agri-food exports to Brunei, 2014 - 2018

|    |   | Exports     |      |      |      |      |                        |                  |
|----|---|-------------|------|------|------|------|------------------------|------------------|
|    |   | Value Mio € |      |      |      |      | %                      |                  |
|    |   | 2014        | 2015 | 2016 | 2017 | 2018 | Share in all Agri 2018 | Change 2017-2018 |
|    | Agri Food                                   | 7           | 7    | 8    | 16   | 17   | 100.0                  | 6.3              |
| 01 | Live Animals                                | 0           | 0    | 0    | 0    | 0    | 0.0                    |                  |
| 02 | Meat and edible meat offal                  | 3           | 2    | 2    | 9    | 8    | 47.1                   | -11.1            |
| 04 | Dairy produce                               | 0           | 0    | 0    | 0    | 0    | 0.0                    |                  |
| 05 | Products of animal origin                   | 0           | 0    | 0    | 0    | 0    | 0.0                    |                  |
| 06 | Live trees and other plants                 | 0           | 0    | 0    | 0    | 0    | 0.0                    |                  |
| 07 | Edible vegetables, roots & tubers           | 0           | 1    | 1    | 1    | 1    | 5.9                    | 0.0              |
| 08 | Edible fruits & nuts                        |             |      | 0    | 0    | 0    | 0.0                    |                  |
| 09 | Coffee, tea, mate & spices                  | 0           | 0    | 0    | 0    | 0    | 0.0                    |                  |
| 10 | Cereals                                     | 0           | 0    | 0    | 0    | 0    | 0.0                    |                  |
| 11 | Products of the milling industry            | 0           | 0    | 0    | 0    | 0    | 0.0                    |                  |
| 12 | Oil seeds & oleaginous fruits               | 0           | 0    | 0    | 0    | 0    | 0.0                    |                  |
| 13 | Lacs, gums, resins & other veg. saps        |             | 0    |      | 0    |      |                        |                  |
| 14 | Vegetable products n.e.s.                   | 0           | 0    | 0    | 0    | 0    | 0.0                    |                  |
| 15 | Animal or vegetable fats & oils             | 0           | 0    | 0    | 0    | 0    | 0.0                    |                  |
| 16 | Preparations of meat                        | 0           | 0    | 0    | 0    | 1    | 5.9                    |                  |
| 17 | Sugars & sugar confectionery                | 0           | 0    | 0    | 0    | 0    | 0.0                    |                  |
| 18 | Cocoa & cocoa preparations                  | 1           | 1    | 1    | 1    | 1    | 5.9                    | 0.0              |
| 19 | Preps. of cereals, flour, starch, etc.      | 1           | 1    | 1    | 2    | 2    | 11.8                   | 0.0              |
| 20 | Preps. of vegetables, fruits, nuts & plants | 1           | 1    | 1    | 1    | 1    | 5.9                    | 0.0              |
| 21 | Miscellaneous edible preparations           | 0           | 0    | 0    | 0    | 0    | 0.0                    |                  |
| 22 | Beverages, spirits & vinegar                | 1           | 1    | 1    | 1    | 1    | 5.9                    | 0.0              |
| 23 | Residues and waste from food industry       | 0           | 0    | 0    | 0    | 1    | 5.9                    |                  |
| 24 | Tobacco & tobacco products                  | 0           | 0    | 0    | 0    | 0    | 0.0                    |                  |
|    | Other WTO products outside chapters 1-24    | 0           | 0    | 0    | 0    | 0    | 0.0                    |                  |

Evolution of Agri-food imports from Brunei, 2014 - 2018

|    |   | Imports     |      |      |      |      |                        |                  |
|----|---|-------------|------|------|------|------|------------------------|------------------|
|    |   | Value Mio € |      |      |      |      | %                      |                  |
|    |   | 2014        | 2015 | 2016 | 2017 | 2018 | Share in all Agri 2018 | Change 2017-2018 |
|    | Agri Food                                   | 0           | 0    | 0    | 1    | 0    |                        | -100.0           |
| 01 | Live Animals                                | 0           | 0    | 0    | 0    | 0    |                        |                  |
| 02 | Meat and edible meat offal                  |             |      |      |      |      |                        |                  |
| 04 | Dairy produce                               |             |      |      |      |      |                        |                  |
| 05 | Products of animal origin                   |             |      |      | 1    |      |                        |                  |
| 06 | Live trees and other plants                 |             |      |      |      |      |                        |                  |
| 07 | Edible vegetables, roots & tubers           |             |      |      |      |      |                        |                  |
| 08 | Edible fruits & nuts                        |             |      | 0    |      |      |                        |                  |
| 09 | Coffee, tea, mate & spices                  | 0           | 0    | 0    |      | 0    |                        |                  |
| 10 | Cereals                                     |             |      |      |      |      |                        |                  |
| 11 | Products of the milling industry            |             |      |      |      |      |                        |                  |
| 12 | Oil seeds & oleaginous fruits               |             |      | 0    |      | 0    |                        |                  |
| 13 | Lacs, gums, resins & other veg. saps        |             |      |      |      |      |                        |                  |
| 14 | Vegetable products n.e.s.                   |             |      |      |      |      |                        |                  |
| 15 | Animal or vegetable fats & oils             |             |      |      |      |      |                        |                  |
| 16 | Preparations of meat                        |             |      |      |      |      |                        |                  |
| 17 | Sugars & sugar confectionery                |             |      |      |      |      |                        |                  |
| 18 | Cocoa & cocoa preparations                  |             |      |      |      |      |                        |                  |
| 19 | Preps. of cereals, flour, starch, etc.      |             |      |      |      |      |                        |                  |
| 20 | Preps. of vegetables, fruits, nuts & plants |             |      |      |      |      |                        |                  |
| 21 | Miscellaneous edible preparations           | 0           | 0    |      |      | 0    |                        |                  |
| 22 | Beverages, spirits & vinegar                | 0           |      | 0    | 0    | 0    |                        |                  |
| 23 | Residues and waste from food industry       |             |      |      |      |      |                        |                  |
| 24 | Tobacco & tobacco products                  |             |      |      |      |      |                        |                  |
|    | Other WTO products outside chapters 1-24    |             |      |      |      | 0    |                        |                  |