

Results of the GDT event 221 of 02.10.2018

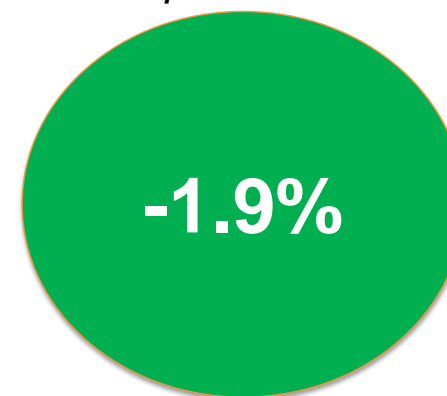
Prices in US\$/t	Nov-18	Dec-18	Jan-19	Feb-19	Mar-19	Apr-19	Weighted average price	% change (weighted average price)	% change by contract from previous auction					
									Nov-18	Dec-18	Jan-19	Feb-19	Mar-19	Apr-19
AMF	5 253	5 081	4 993	5 054	5 071	5 266	5 069	- 4.4%	- 0.1%	- 3.9%	- 5.5%	- 5.4%	- 4.4%	- 2.9%
Butter	4 240	4 015	3 955	3 995	4 020	4 170	4 016	- 5.9%	- 1.4%	- 6.4%	- 7.9%	- 5.6%	- 3.8%	- 1.4%
BMP	3 250	2 431	2 555	2 475	2 325	n.a.	2 522	+ 3.6%	+ 23.6%	+ 1.0%	+ 4.3%	+ 2.7%	- 2.7%	n.a.
Cheeses	3 495	3 442	3 488	3 463	3 481	n.a.	3 468	- 1.2%	- 5.5%	- 5.1%	+ 2.7%	+ 0.7%	- 5.1%	n.a.
Rennet Casein	5 635	5 544	5 570	5 506	5 484	n.a.	5 552	+ 3.0%	+ 5.1%	+ 0.6%	+ 4.4%	+ 4.9%	+ 3.4%	n.a.
Lactose	n.a.	913	n.a.	n.a.	n.a.	n.a.	913	+ 0.6%	n.a.	+ 0.6%	n.a.	n.a.	n.a.	n.a.
SMP	2 118	1 981	1 973	1 996	1 957	1 956	1 982	- 0.3%	- 3.6%	+ 2.7%	- 3.3%	- 1.2%	- 2.4%	- 2.4%
WMP	2 781	2 784	2 658	2 745	2 759	2 848	2 753	- 1.2%	- 2.6%	+ 1.1%	- 4.6%	- 2.1%	- 0.4%	+ 1.3%

Source : GlobalDairyTrade (<http://www.globaldairytrade.info/>)

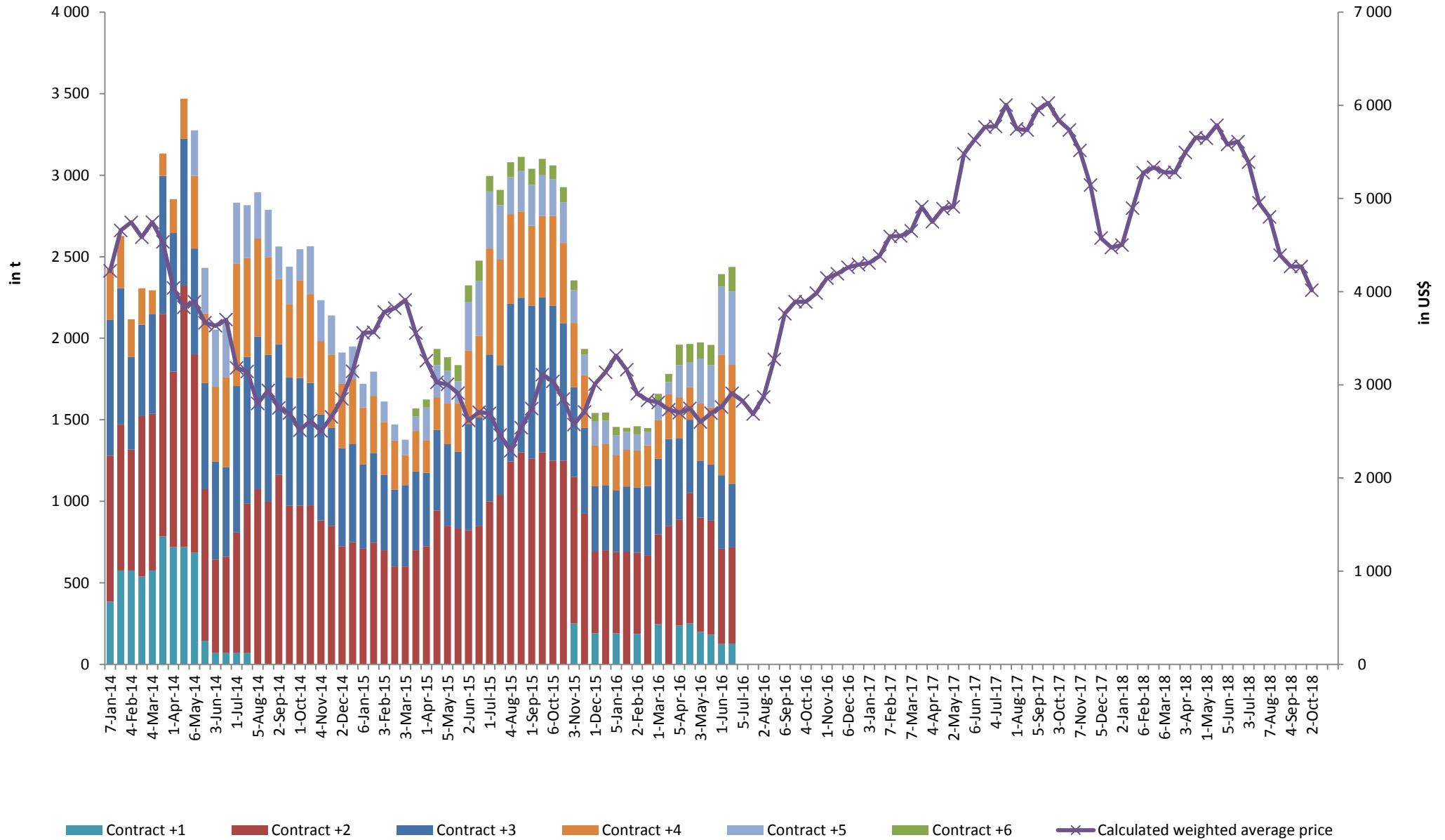
02/10/2018

1 € = 1.1543 \$ (ECB rate)

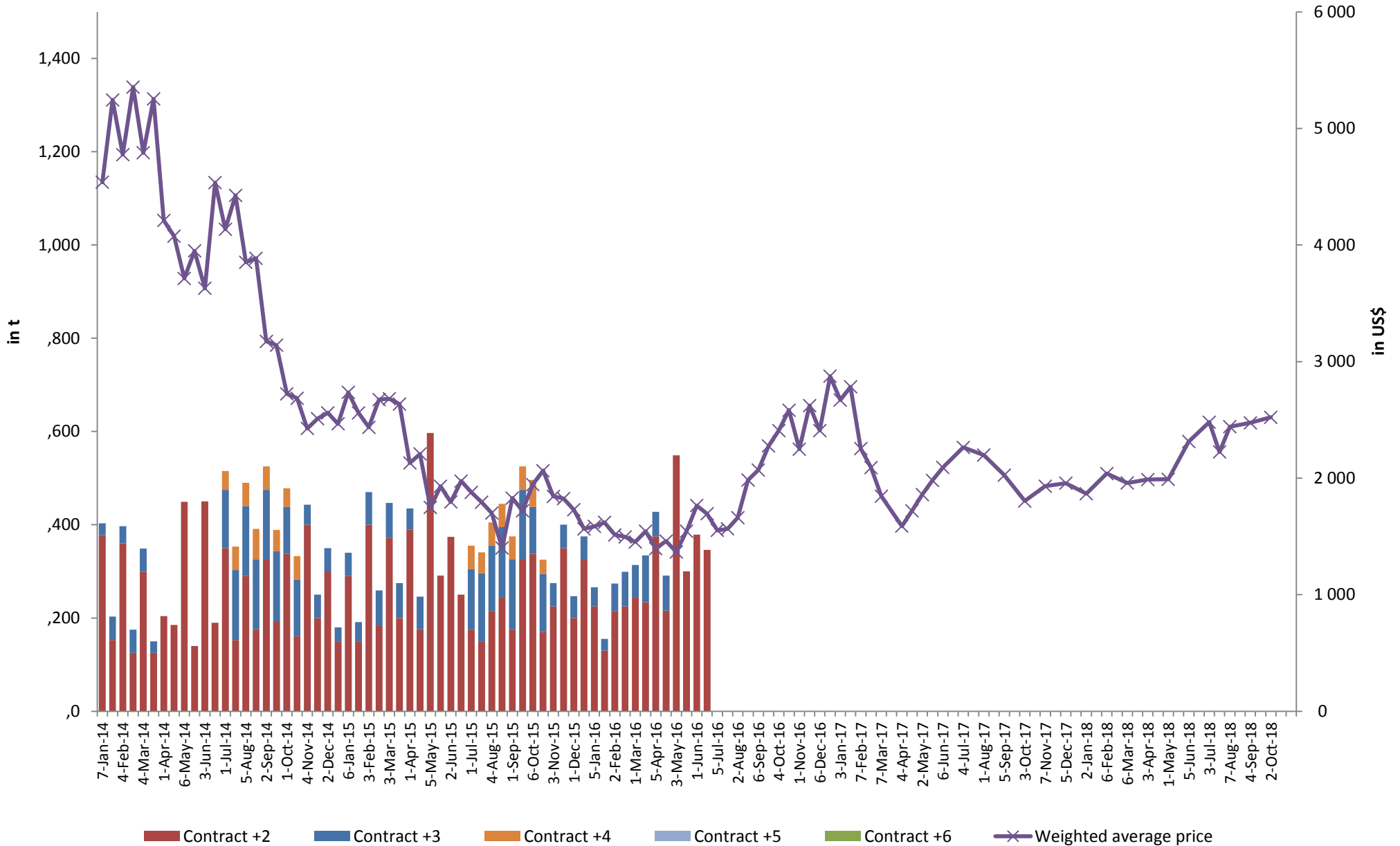
in €/t	Nov-18	Dec-18	Jan-19	Feb-19	Mar-19	Apr-19	Weighted average price
AMF	4 551	4 402	4 326	4 378	4 393	4 562	4 391
Butter	3 673	3 478	3 426	3 461	3 483	3 613	3 479
BMP	2 816	2 106	2 213	2 144	2 014		2 185
Cheese	3 028	2 982	3 022	3 000	3 016		3 004
Rennet Casein	4 882	4 803	4 825	4 770	4 751		4 810
Lactose		791					791
SMP	1 835	1 716	1 709	1 729	1 695	1 695	1 717
WMP	2 409	2 412	2 303	2 378	2 390	2 467	2 385

Change in GDT Price Index
from previous event

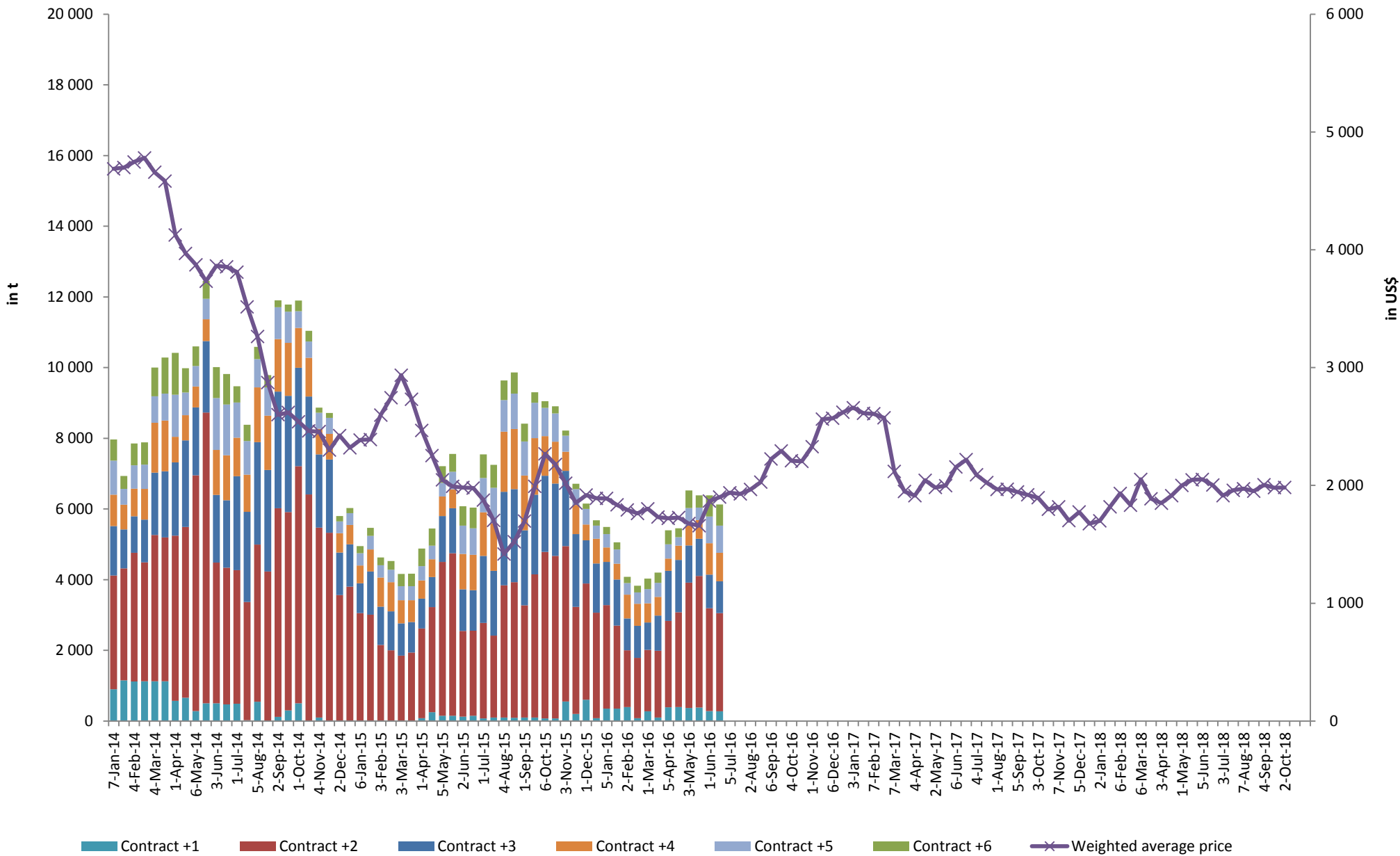
BUTTER - offered quantities and weighted average price



BMP - offered quantities and weighted average price



SMP - offered quantities and weighted average price



WMP - offered quantities and weighted average price

