

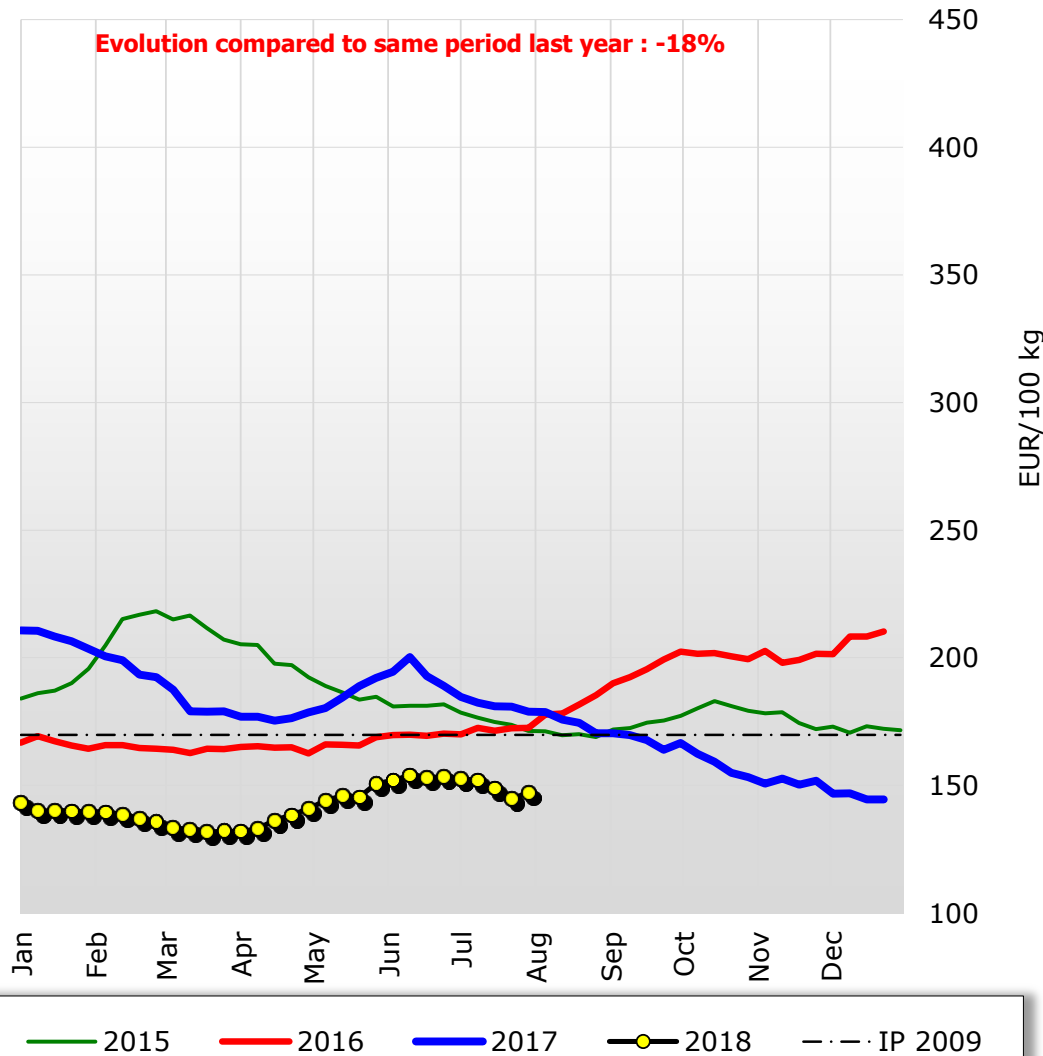
Prices of EU Dairy commodities

(Source: Regulation (EU) No 2017/1185 Article 11 - Annex I.7)

Weekly EU SMP Prices

Latest price : 147 EUR/100kg

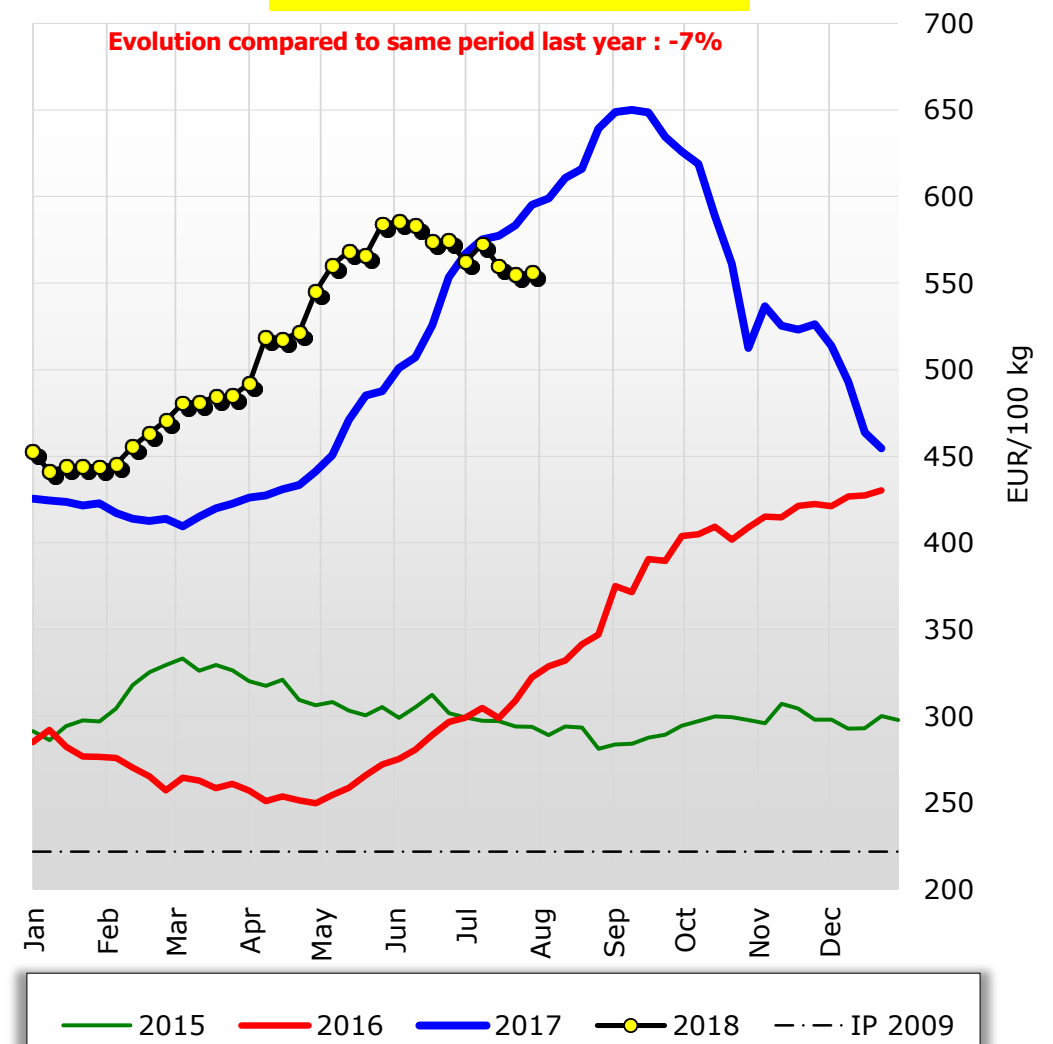
Evolution compared to same period last year : -18%



Weekly EU BUTTER Prices

Latest price : 556 EUR/100kg

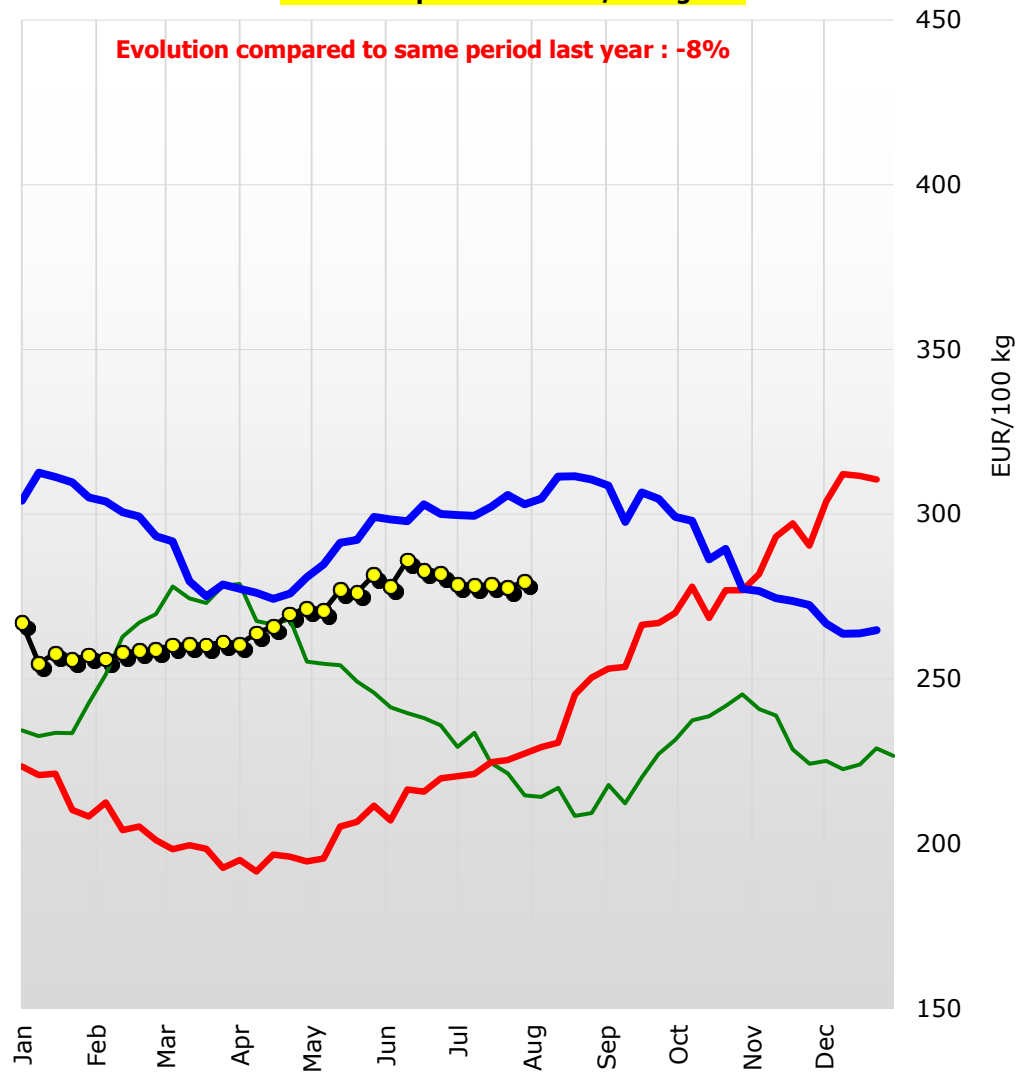
Evolution compared to same period last year : -7%



Weekly EU WMP Prices

Latest price : 280 EUR/100kg

Evolution compared to same period last year : -8%

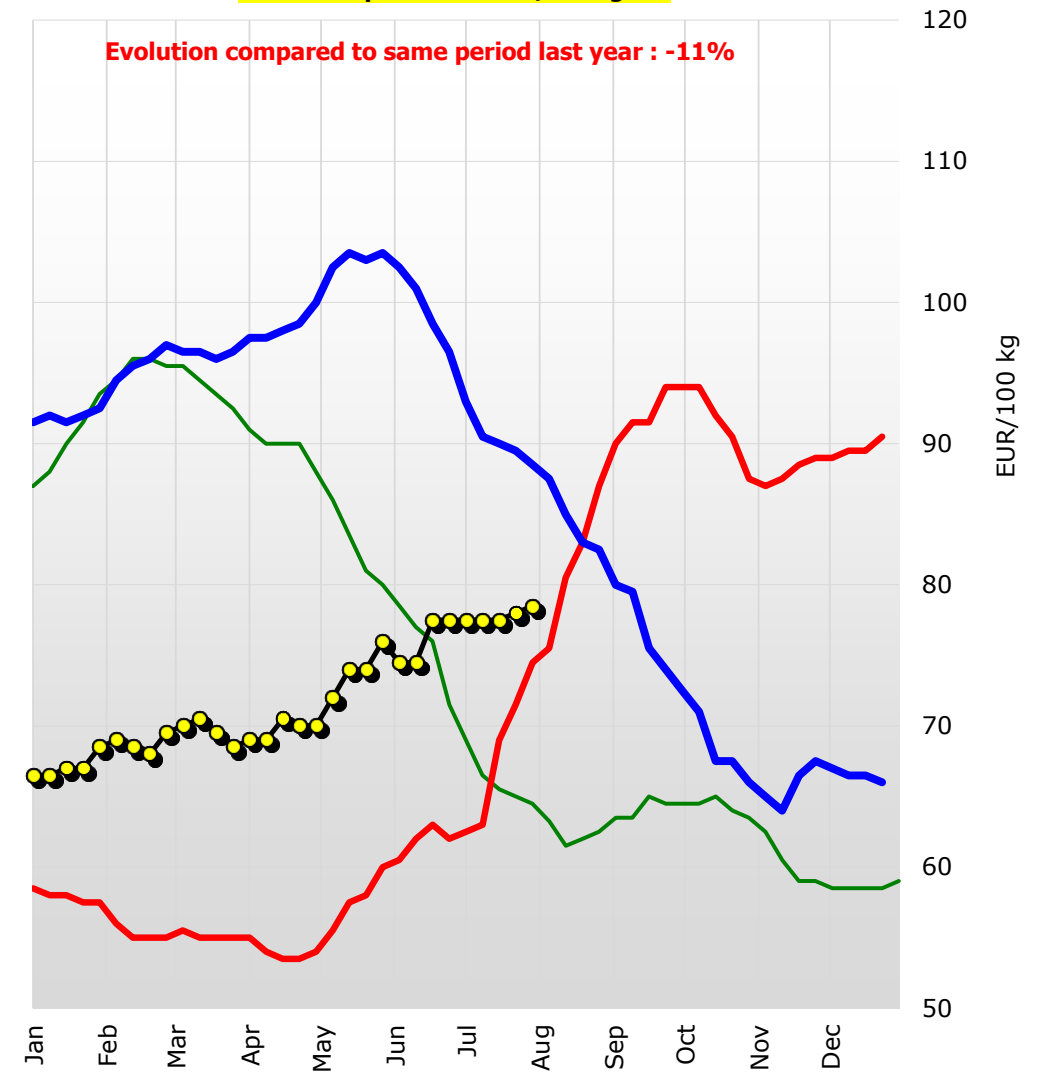


— 2015 — 2016 — 2017 —●— 2018

Weekly EU WheyPowder Prices

Latest price : 79 EUR/100kg

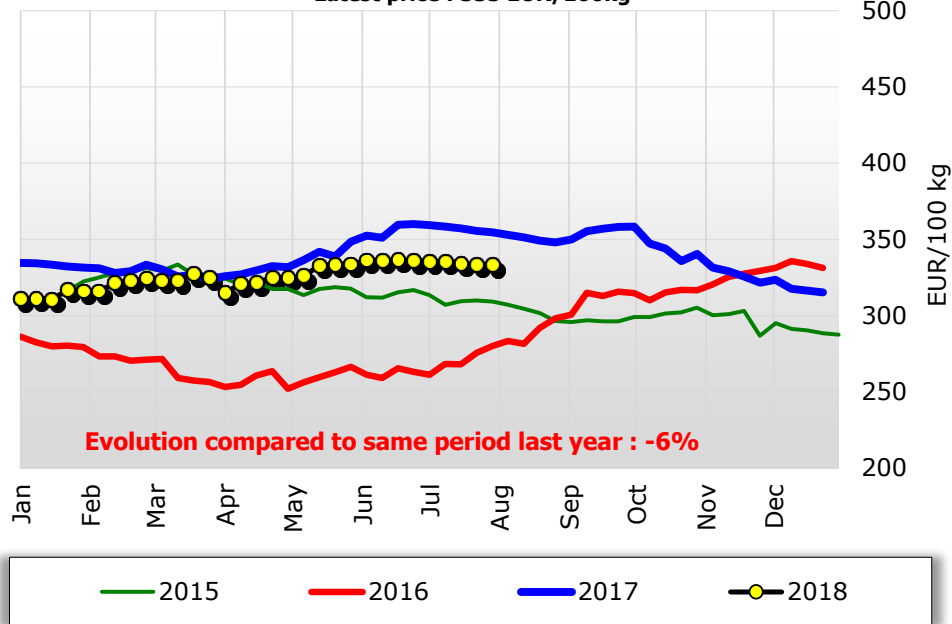
Evolution compared to same period last year : -11%



— 2015 — 2016 — 2017 —●— 2018

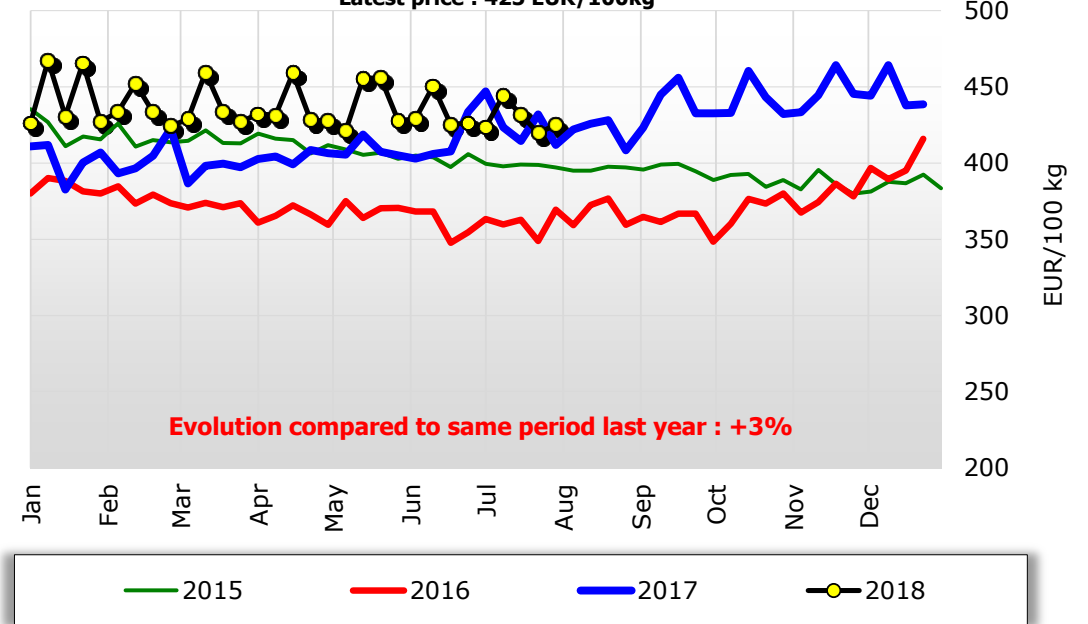
Weekly EU CHEDDAR Prices

Latest price : 333 EUR/100kg



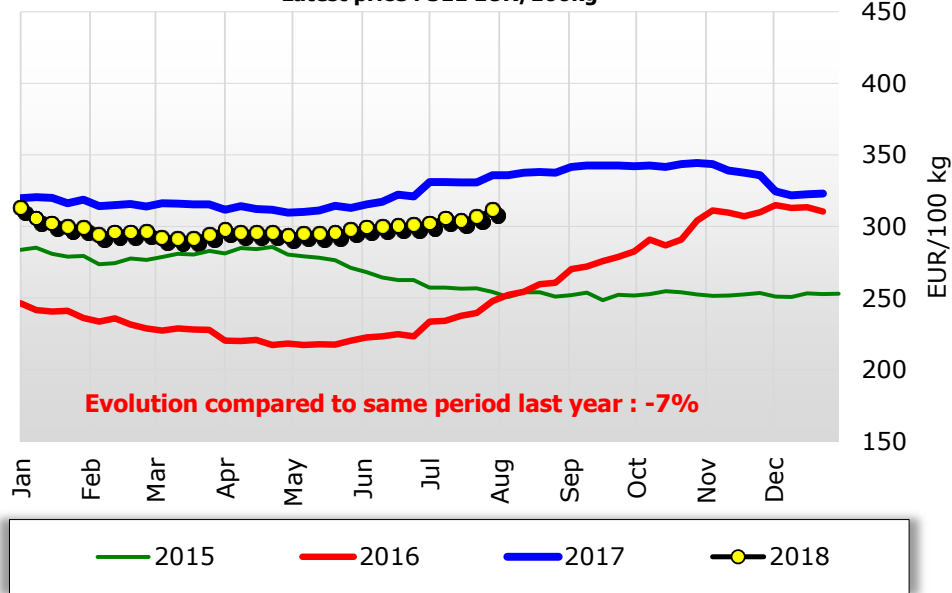
Weekly EU EMMENTAL Prices

Latest price : 425 EUR/100kg



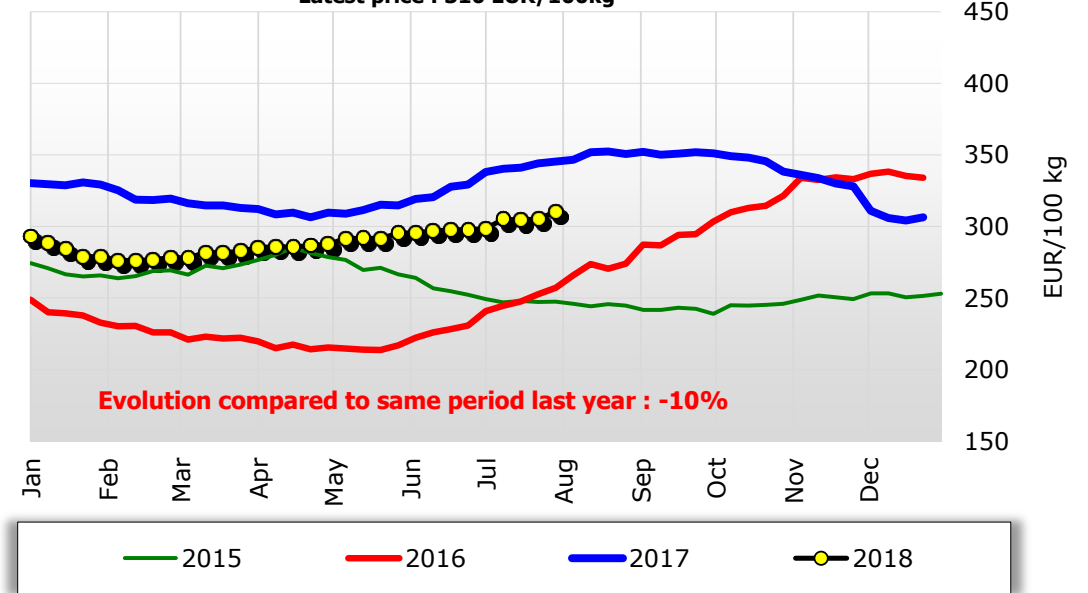
Weekly EU GOUDA Prices

Latest price : 311 EUR/100kg



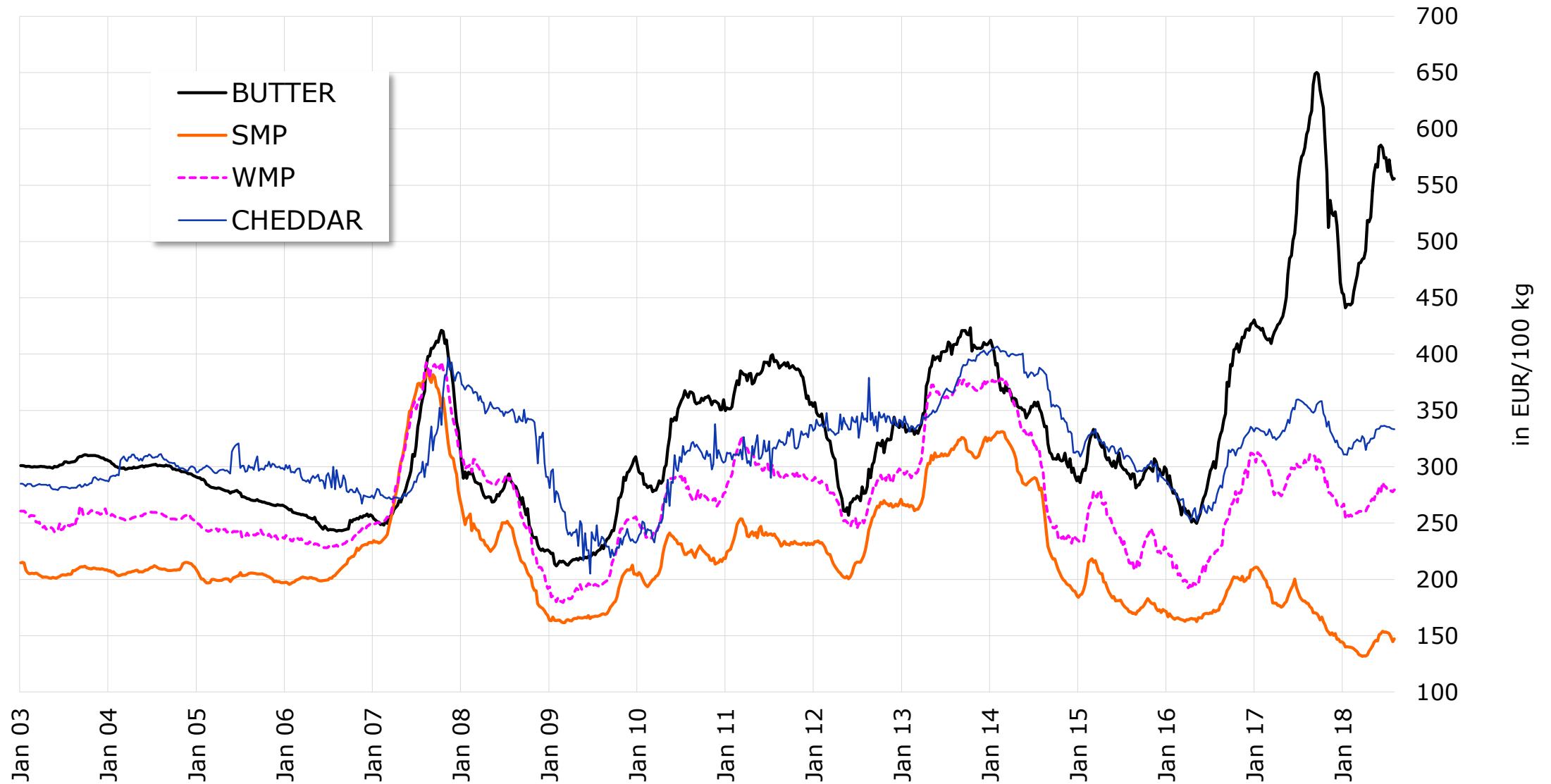
Weekly EU EDAM Prices

Latest price : 310 EUR/100kg



EU Dairy Quotations

(EU Average Prices based on MS communication and weighted by production)



Source: Regulation (EU) No 2017/1185 Article 11 - Annex I.7

EU Internal Market Prices of Dairy Products

Source: Regulation (EU) No 2017/1185 Article 11 - Annex I.7

BUTTER	SMP	WMP	CHEDDAR	EDAM	GOUDA	EMMENTAL	WHEYPOWDER
--------	-----	-----	---------	------	-------	----------	------------

Latest Quotations : week 31 ending 05/08/2018

in EUR/100 kg

	556	147	280	333	310	311	425	79
% last week	+ 0.2%	+ 1.6%	+ 0.7%	- 0.1%	+ 1.6%	+ 1.5%	+ 1.3%	+ 0.6%
% year - 1	- 7%	- 18%	- 8%	- 6%	- 10%	- 7%	+ 3%	- 11%

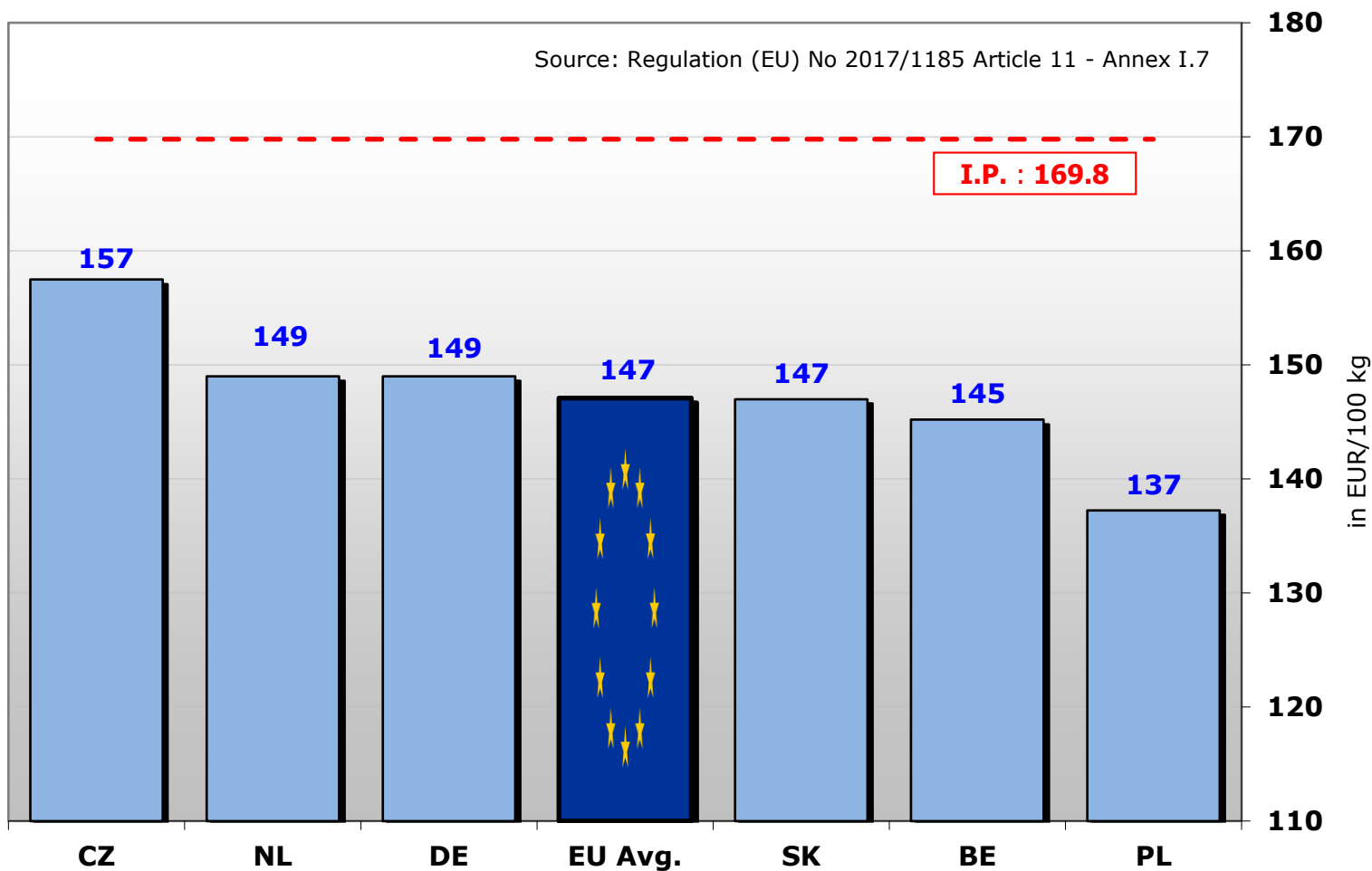
Week ending :

in EUR/100 kg

03/09/2017	639	170	311	348	351	337	408	83
10/09/2017	649	170	309	350	352	342	423	80
17/09/2017	650	170	298	355	350	342	445	80
24/09/2017	648	168	307	357	351	343	456	76
01/10/2017	635	164	305	358	352	343	433	74
08/10/2017	626	167	299	358	351	342	433	73
15/10/2017	619	162	298	347	349	343	433	71
22/10/2017	589	159	286	344	348	342	460	68
29/10/2017	561	155	289	336	346	344	443	68
05/11/2017	512	153	277	340	338	344	432	66
12/11/2017	537	151	277	331	336	344	433	65
19/11/2017	525	153	274	329	334	339	445	64
26/11/2017	523	150	274	326	330	338	464	67
03/12/2017	526	152	272	322	328	336	445	68
10/12/2017	514	147	267	323	311	324	444	67
17/12/2017	493	147	264	318	306	322	464	67
24/12/2017	464	144	264	316	304	323	438	67
31/12/2017	455	144	265	315	306	323	438	66
07/01/2018	453	143	267	311	293	313	426	67
14/01/2018	441	140	255	311	289	306	467	67
21/01/2018	444	140	258	310	284	302	431	67
28/01/2018	444	140	256	317	279	300	466	67
04/02/2018	444	140	257	316	279	299	427	69
11/02/2018	445	139	256	316	276	294	434	69
18/02/2018	456	139	258	321	276	296	452	69
25/02/2018	463	137	259	323	277	296	433	68
04/03/2018	470	136	259	324	278	296	424	70
11/03/2018	481	133	260	323	278	292	429	70
18/03/2018	481	133	260	322	282	292	460	71
25/03/2018	484	132	260	327	282	291	434	70
01/04/2018	485	132	261	325	283	294	427	69
08/04/2018	492	132	261	315	285	298	432	69
15/04/2018	519	133	264	321	286	296	431	69
22/04/2018	517	136	266	321	286	296	459	71
29/04/2018	521	138	270	325	287	296	428	70
06/05/2018	545	141	271	325	288	294	428	70
13/05/2018	560	144	271	326	292	295	421	72
20/05/2018	568	146	277	333	292	295	455	74
27/05/2018	566	145	276	333	292	295	456	74
03/06/2018	584	151	282	334	295	298	428	76
10/06/2018	586	152	278	336	296	300	429	75
17/06/2018	583	154	286	336	297	300	451	75
24/06/2018	574	153	283	336	298	301	425	78
01/07/2018	575	153	282	336	298	301	426	78
08/07/2018	562	153	279	335	299	302	424	78
15/07/2018	572	152	278	335	305	306	444	78
22/07/2018	560	149	279	334	304	304	432	78
29/07/2018	555	145	278	334	305	307	420	78
05/08/2018	556	147	280	333	310	311	425	79

EU S.M.P. Prices (up to 5.08.2018)

Source: Regulation (EU) No 2017/1185 Article 11 - Annex I.7



EU BUTTER Prices (up to 5.08.2018)

Source : Regulation (EU) No 2017/1185 Article 11 - Annex I.7

