



CAP CONTEXT INDICATORS

2014-2020

24. AGRICULTURAL TRAINING OF FARM MANAGERS

2017 update

CONTEXT INDICATOR 24: AGRICULTURAL TRAINING OF FARM MANAGERS

Learning by doing is still the main form of training for the majority of EU farmers

When asked about their training level in 2013, nearly 28.7% of EU farm managers stated that they had followed some kind of agricultural training, but only 8.5% had completed a full cycle of agricultural training. All other farm managers (69.8%) learned their profession through practical experience only.

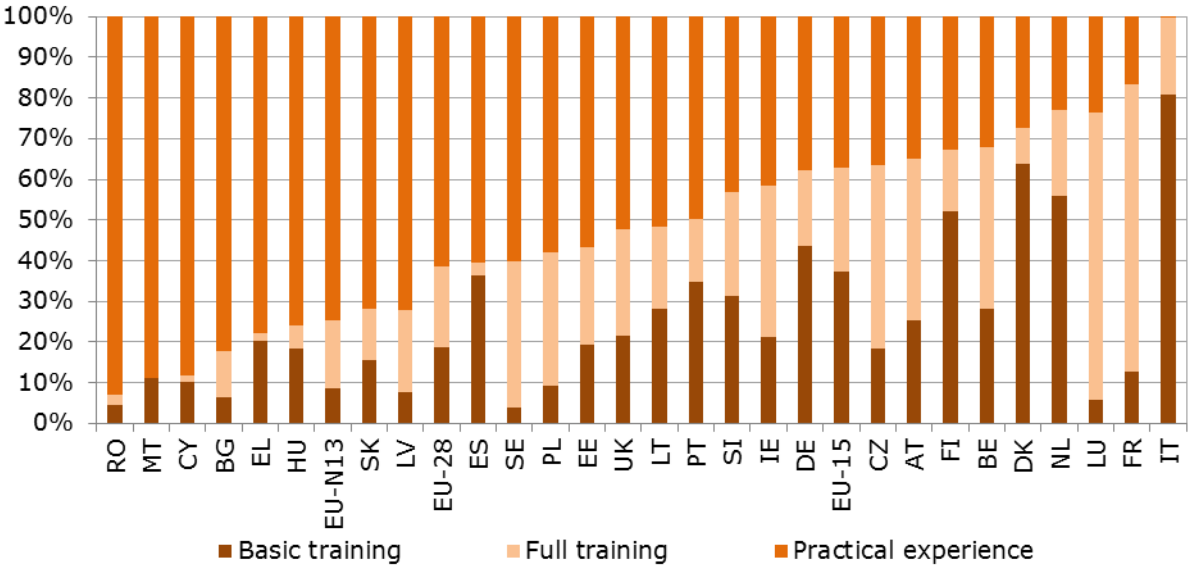
At Member State level, Luxembourg (50.0%), the Czech Republic (34.6%), France (29.3%), Latvia (28.4%), Poland (27.6%) and Austria (27.2%) registered the highest shares of farm managers who have followed a full cycle of agricultural training. Practical experience as the only basis for managing an agricultural holding is particularly prevalent in the EU-N13, where 80.7% of farmers have not followed any agricultural training.

Older farm managers tend to have practical experience only ...

Full agricultural training is most common (19.9%) among the youngest EU farmers (less than 35 years), especially in the EU-15, where one in four young farmers has received full training. France (70.8%) and Luxemburg (66.7%) have the highest shares of fully trained young farmers. However, 37.1% of young farmers in the EU-15 still relied on practical experience only in 2013, while this percentage was 61.4% in the EU-N13, particularly high in Romania (93.1%) and Malta (88.9%). Farming based on practical experience is particularly dominant (76.1%) among older farmers (55 years and over). Romania, Greece, Bulgaria, Cyprus and Malta all had more than 90% of older farmers without any agricultural training. Approximately one third of the farmers over 55 years obtained full agricultural training in Luxemburg (39.1%) and in the Czech Republic (31.4%), whereas 60 % of the farm managers completed some basic agricultural training in the Netherlands and in Germany. While the higher prevalence of full training among young farmers is positive, there is still much room for improvement.

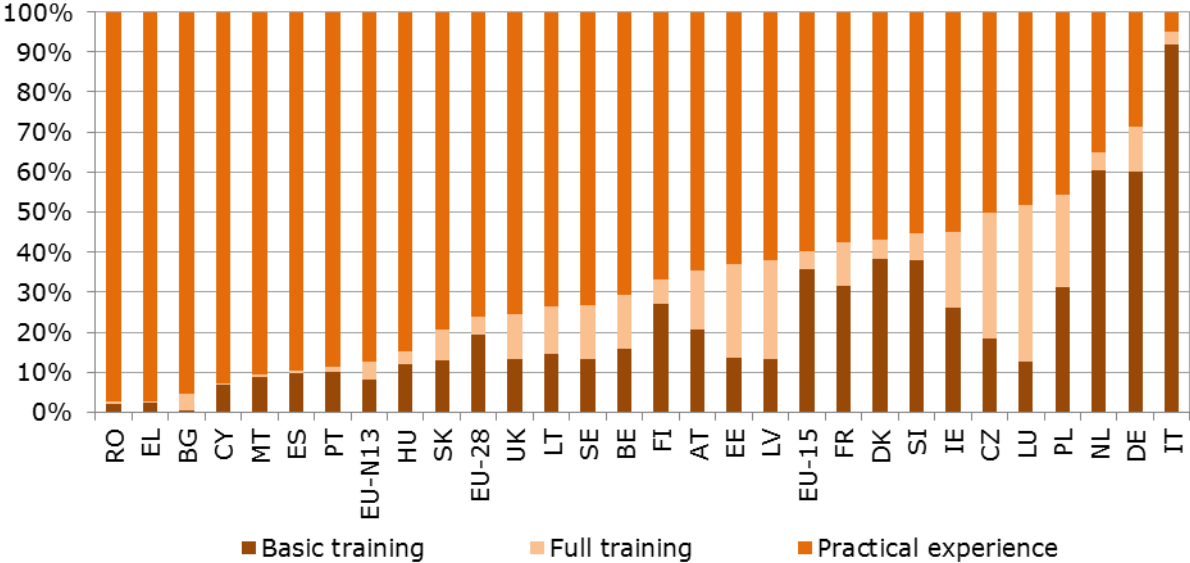
... while farmers younger than 35 years have the highest share of full agricultural training

Graph 1 – Agricultural training of farmers less than 35 years old, 2013



Note: in case of Italy the concepts of the different level of trainings are defined special. Please see the definitions of them in the indicator fiche.

Graph 2 - Agricultural training of farmers 55 years old and over, 2013



Note: in case of Italy the concepts of the different level of trainings are defined special. Please see the definitions of them in the indicator fiche.

Table 1 – Different level of training in agriculture, 2013

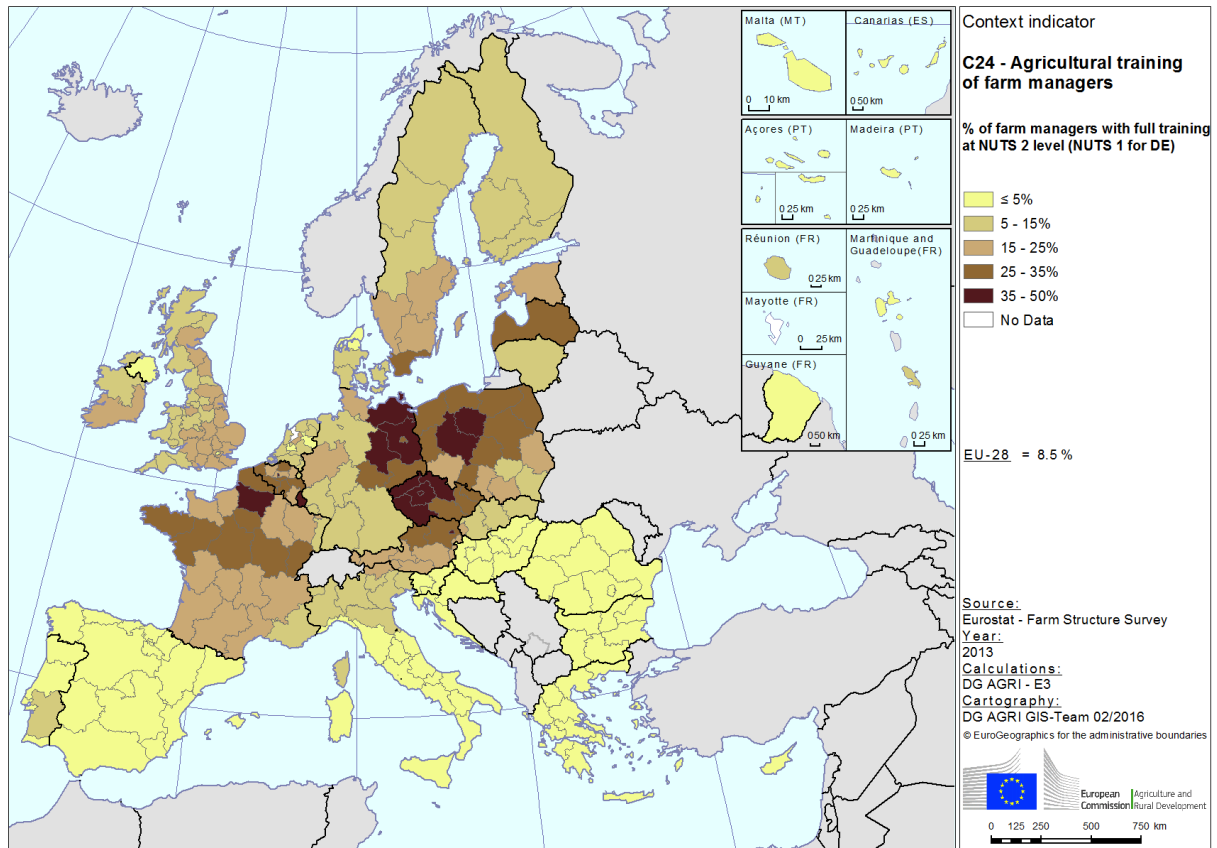
Indicator	C24 - Agricultural training of farm managers		
Source	Eurostat - Farm Structure Survey		
Year	2013		
Unit	%		
Measurement	Farm managers with agricultural training		Farm managers with practical experience only
	Basic training	Full training	
Country			
Belgium	19.7	21.2	59.1
Bulgaria	1.3	5.8	92.9
Czech Republic	18.7	34.6	46.7
Denmark	43.7	6.1	50.2
Germany	53.2	14.9	31.9
Estonia	13.9	25.7	60.4
Ireland	25.5	24.1	50.4
Greece	5.5	0.6	93.9
Spain	16.1	1.6	82.2
France	32.2	29.3	38.4
Croatia	:	:	:
Italy*	90.8	6.1	3.1
Cyprus	7.0	0.5	92.5
Latvia	13.1	28.4	58.4
Lithuania	19.3	15.4	65.4
Luxembourg	12.0	50.0	38.0
Hungary	14.4	3.5	82.1
Malta	12.1	0.9	87.2
Netherlands	64.2	7.7	28.1
Austria	22.7	27.2	50.1
Poland	20.2	27.6	52.2
Portugal	14.8	2.5	82.7
Romania	3.1	0.5	96.4
Slovenia	38.2	11.8	50.0
Slovakia	15.1	9.2	75.7
Finland	38.5	10.4	51.1
Sweden	11.5	19.2	69.2
United Kingdom	16.3	15.5	68.2
EU-28	20.4	8.5	69.6
EU-15	37.2	9.1	53.7
EU-N13	8.8	8.1	80.7

* In case of Italy the concepts of the different level of trainings are defined special. Please see the definitions of them in the indicator fiche.

Table 2 – Different level of training in agriculture by age group, 2013

Indicator	C24 - Agricultural training of farm managers								
Source	Eurostat - Farm Structure Survey								
Year	2013								
	Less than 35 years			From 35 to 54 years			55 years and over		
Unit	%								
Measurement	Farm managers with agricultural training		Farm managers with practical experience only	Farm managers with agricultural training		Farm managers with practical experience only	Farm managers with agricultural training		Farm managers with practical experience only
	Basic training	Full training		Basic training	Full training		Basic training	Full training	
Country									
Belgium	28.5	39.7	32.5	22.8	27.6	49.6	15.9	13.3	70.8
Bulgaria	6.3	11.4	82.3	1.8	7.9	90.4	0.6	4.2	95.3
Czech Republic	18.3	45.0	36.7	19.1	38.2	42.8	18.4	31.4	50.1
Denmark	63.6	9.1	27.3	48.5	7.4	44.1	38.4	4.7	56.8
Germany	43.8	18.6	37.7	50.1	16.6	33.3	60.0	11.3	28.7
Estonia	19.4	24.3	56.9	13.3	29.0	57.7	13.5	23.6	63.1
Ireland	21.3	37.3	41.5	25.6	28.5	45.9	26.0	19.0	55.0
Greece	20.1	1.9	78.0	8.0	0.9	91.1	2.4	0.2	97.3
Spain	36.2	3.2	60.6	24.2	2.7	73.1	9.6	0.8	89.5
France	12.7	70.8	16.5	36.1	36.3	27.6	31.6	10.8	57.6
Croatia	:	:	:	:	:	:	:	:	:
Italy*	80.7	19.1	0.2	89.8	10.0	0.1	92.0	3.2	4.8
Cyprus	10.2	1.7	88.1	7.4	0.3	92.2	6.7	0.5	92.8
Latvia	7.6	20.2	72.2	13.5	34.4	52.2	13.4	24.7	61.9
Lithuania	28.2	20.2	51.7	24.5	19.6	55.8	14.6	11.8	73.6
Luxembourg	5.6	66.7	22.2	12.6	56.3	31.1	12.6	39.1	48.3
Hungary	18.4	5.6	76.0	17.9	3.6	78.5	12.0	3.2	84.9
Malta	11.1	0.0	88.9	17.6	1.1	81.3	8.8	0.5	90.5
Netherlands	56.3	21.2	23.1	68.4	10.0	21.6	60.3	4.5	35.2
Austria	25.4	39.7	34.9	23.1	30.7	46.2	20.6	14.9	64.5
Poland	9.1	32.8	58.1	15.7	29.4	54.9	31.4	22.8	45.8
Portugal	34.7	15.5	49.9	27.2	5.4	67.4	10.1	1.1	88.8
Romania	4.6	2.2	93.1	4.9	0.4	94.7	2.2	0.4	97.5
Slovenia	31.4	25.4	43.2	39.3	16.8	43.9	38.0	6.8	55.2
Slovakia	15.7	12.6	72.3	17.6	10.8	71.6	13.0	7.5	79.4
Finland	52.1	15.3	32.6	44.7	12.9	42.3	27.2	6.0	66.7
Sweden	3.8	36.2	60.1	10.0	25.7	64.3	13.1	13.7	73.2
United Kingdom	21.6	26.3	52.3	20.7	20.7	58.7	13.1	11.4	75.5
EU-28	18.7	19.9	61.4	23.0	12.8	64.2	19.4	4.5	76.1
EU-15	37.2	25.7	37.1	39.0	13.7	47.4	35.8	4.2	59.9
EU-N13	8.5	16.7	74.8	10.7	12.2	77.2	8.0	4.8	87.2

Map 1 - Share of farm managers with full agricultural training, 2013



Context indicator	24 - Agricultural training of farm managers
Comments on methodology and data	Last update done in 2015; no more recent data available.