


















Belgique / België

		120	<p>* 120 on dual carriageways with at least two lanes in each direction and a physical separator of traffics; ** 30 is systematic in the vicinity of schools</p>
		90 / 120 *	
		50 / 30 **	
	Standard	0,50	
	Novice	0,50	
	Professional	0,50	
	Mandatory	no	
	Mandatory	no	
		yes	
		yes	
		yes	
		yes	
		no	
		no	

The above data are given for information only. In case of conflict with the legal traffic rules in Countries, the latter shall apply. Neither the European Commission nor any person acting on behalf of the Commission is responsible for the use which might be made of the following data.

Unless otherwise stated, the rules mentioned above apply to private (passenger) cars only. Powered two-wheelers and commercial vehicles are subject to specific rules - not mentioned here.