



Common monitoring and evaluation framework for the CAP post-2013

Expert group "Monitoring and evaluating the CAP"

14 June 2012

Outline

- *Current M&E system*
- *Future M&E framework*
- *Key concepts of M&E*
- *Intervention logic for the CAP*
- *Indicators*
- *Intervention logic and indicators*

Current M&E system

- *Multi-annual evaluation plan for Pillar I
→ Commission responsibility*
- *CMEF for Pillar II (ex-ante, mid-term, ex-post
evaluation based on common indicators &
ongoing evaluation)
→ MS responsibility and synthesis by COM*
- *Variety of data sources and instruments
(Eurostat, FADN, CMEF, CATS, MS
communications...)*



Future M&E framework

- *Art. 110 of HZ regulation requires common M&E framework for whole CAP*
- *Art. 74-86 of RD regulation set specific requirements for Pillar II M&E and Common Provisions regulation art. 41-50 for all CSF funds*
- *Cover both pillars of CAP – but consider specificities of each pillar*
- *Broadly structured along lines of existing system – but simplified and more coherent*
- *Minimise administrative burden:*
 - *use existing indicators/data sources*
 - *reduce number of indicators*
 - *rationalise submission and use of data*

Key concepts of M&E

- *Monitoring → continuous process generating data on implementation (not impacts)*
- *Evaluation → judges interventions according to results, impacts, needs*
- *Indicators → aggregates of data that allow quantification (& simplification) of phenomena*
- *Intervention logic → systematic description of link between actions and objectives*

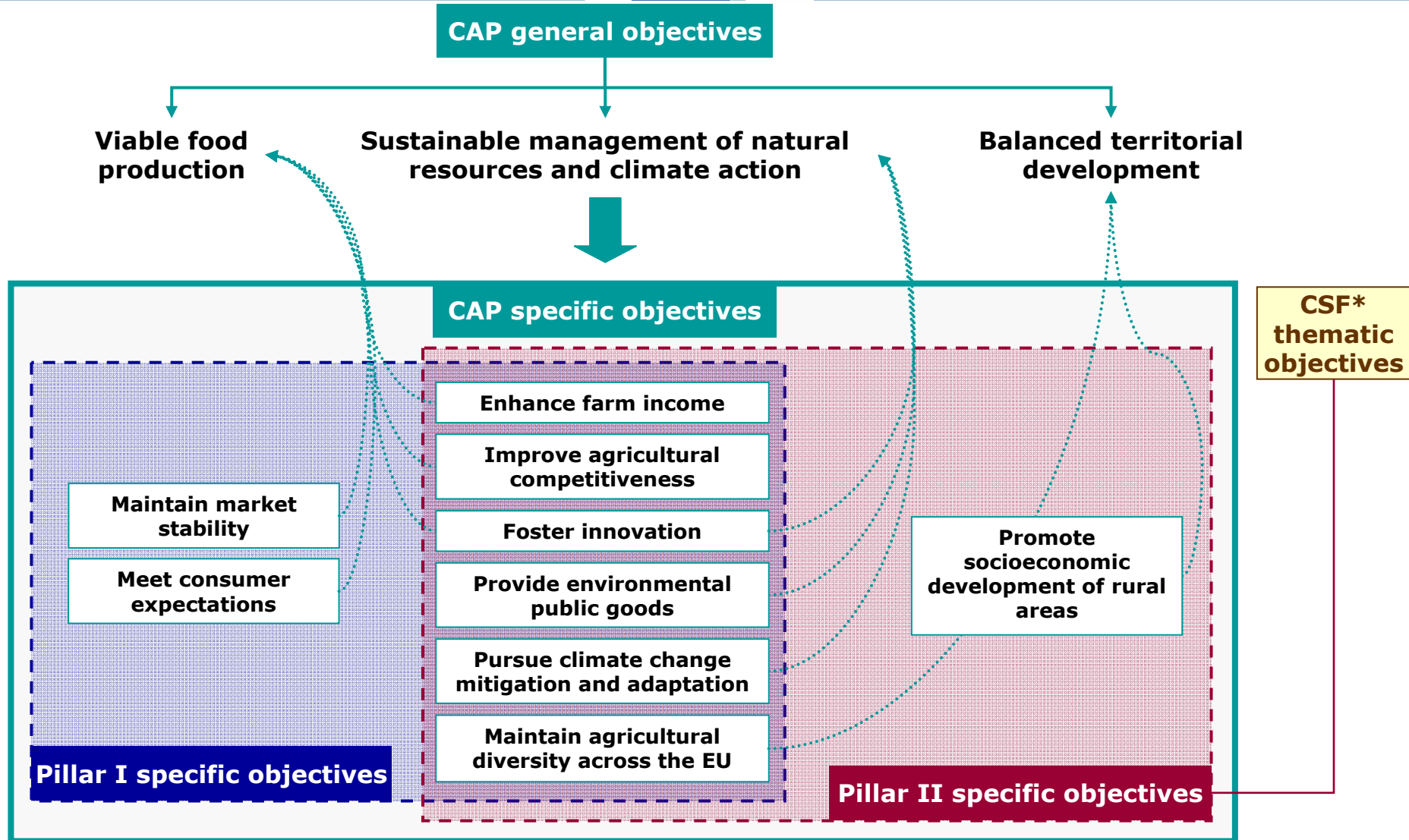


Intervention logic for the CAP

- *Two levels of objectives for CAP: general and specific objectives*
- *General objectives for CAP as a whole, specific objectives for Pillar I and Pillar II first developed separately*
- *Specific objectives of both Pillars integrated for CAP (CAP specific objectives)*



Intervention logic for the CAP

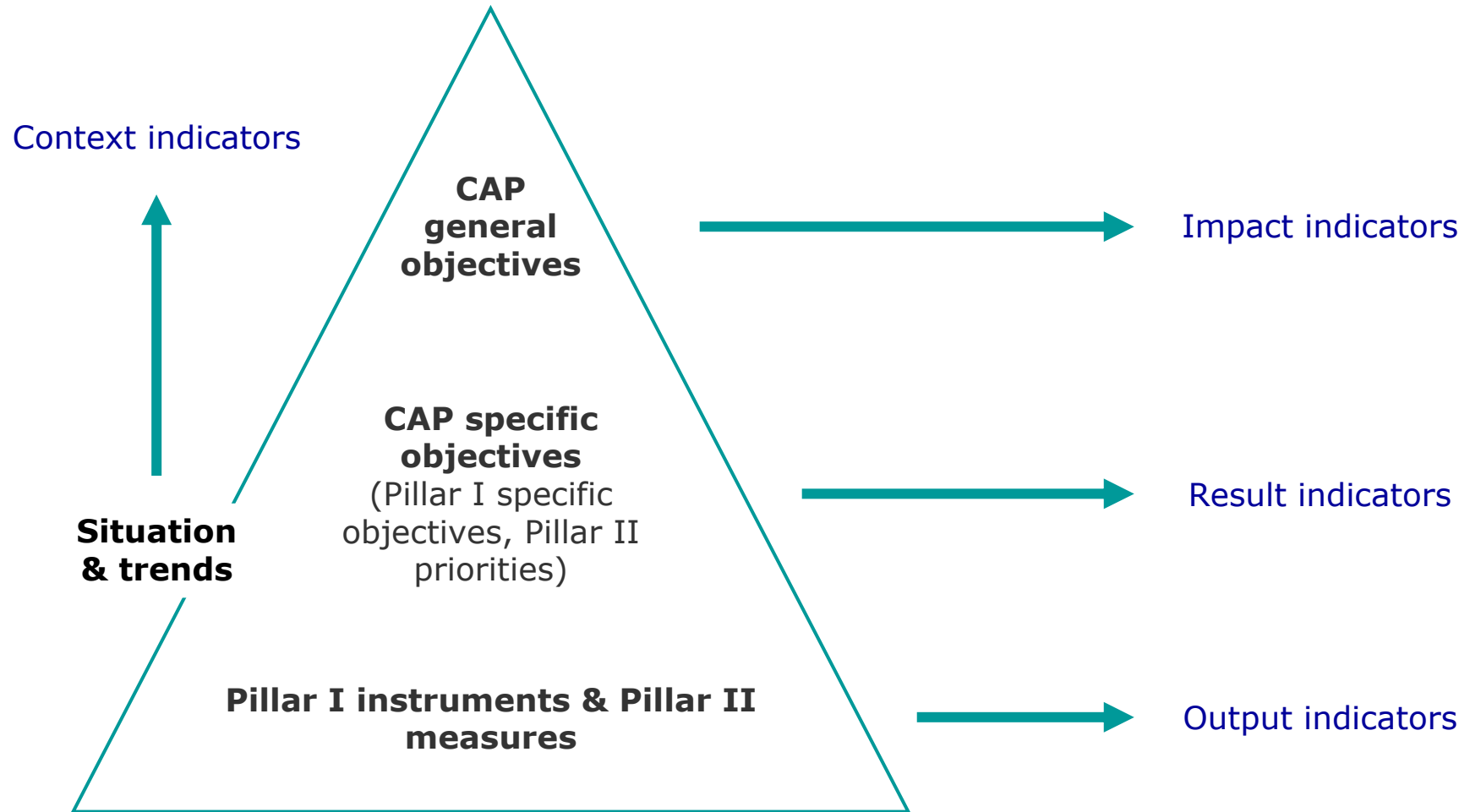


*CSF: Common Strategic Framework including the EFRD, ESF, CF, EAFRD and EMFF

Indicators (1)

- *State in standardized form initial situation & development at each level of objectives*
- *Types of indicators:*
 - *Context indicators: general contextual trends*
 - *Output indicators: activities directly realised by interventions*
 - *Result indicators: direct and immediate effect of intervention*
 - *Impact indicators: benefits of intervention beyond immediate effects*
- *NB: not indicators as such but interpretation/assessment allows drawing conclusions*

Indicators (2)



Indicators (3)

- *Draft list of indicators produced by working groups of DG AGRI Task Force*
- *Impact indicators common for CAP*
- *Result indicators separate by pillar but need to be read together for complete interpretation*
- *Output indicators separate by pillar*



Intervention logic and indicators

Europe 2020

Smart, sustainable and inclusive growth

CAP

CAP general objectives

Viable food production

Sustainable management of natural resources and climate action

Balanced territorial development

Impact indicator:
Total factor productivity (TFP) in agriculture

Impact indicator :
Rural employment rate (compared to rest of economy)



Intervention logic and indicators Pillar I (1)

Europe 2020

Smart, sustainable and inclusive growth

CAP general objectives

Viable food production Sustainable management of natural resources and climate action Balanced territorial development

Pillar I specific objectives

- Contribute to farm incomes and limit farm income variability in a minimally trade distorting manner*
- Improve competitiveness of agricultural sector and enhance share in food chain*
- Maintain market stability*
- Meet consumer expectations*
- Provide public goods (mostly environmental) and pursue climate change mitigation and adaptation*
- Foster resource efficiency through innovation*
- Maintain a diverse agriculture across the EU*



Intervention logic and indicators Pillar I (1)

Europe 2020

Smart, sustainable and inclusive growth

CAP general objectives

Viable food production

Result indicator:

Balanced territorial development

Share of EU exports in world market

Pillar I specific objectives

Contribute to farm incomes and limit farm income variability in a minimally trade distorting manner

Improve competitiveness of agricultural sector and enhance share in food chain

Maintain market stability

Meet consumer expectations

Provide public goods (mostly environmental) and pursue climate change mitigation and adaptation

Foster resource efficiency through innovation

Maintain a diverse agriculture across the EU



Intervention logic and indicators Pillar I (2)

Europe 2020

Smart, sustainable and inclusive growth

CAP general objectives

Viable food production

Sustainable management of natural resources and climate action

Balanced territorial development

Pillar I specific objectives

Contribute to farm incomes and limit farm income variability in a minimally trade distorting manner

Improve competitiveness of agricultural sector and enhance share in food chain

Maintain market stability

Meet consumer expectations

Provide public goods (mostly environmental) and pursue climate change mitigation and adaptation

Foster resource efficiency through innovation

Maintain a diverse agriculture across the EU

DP instruments

Basic payment

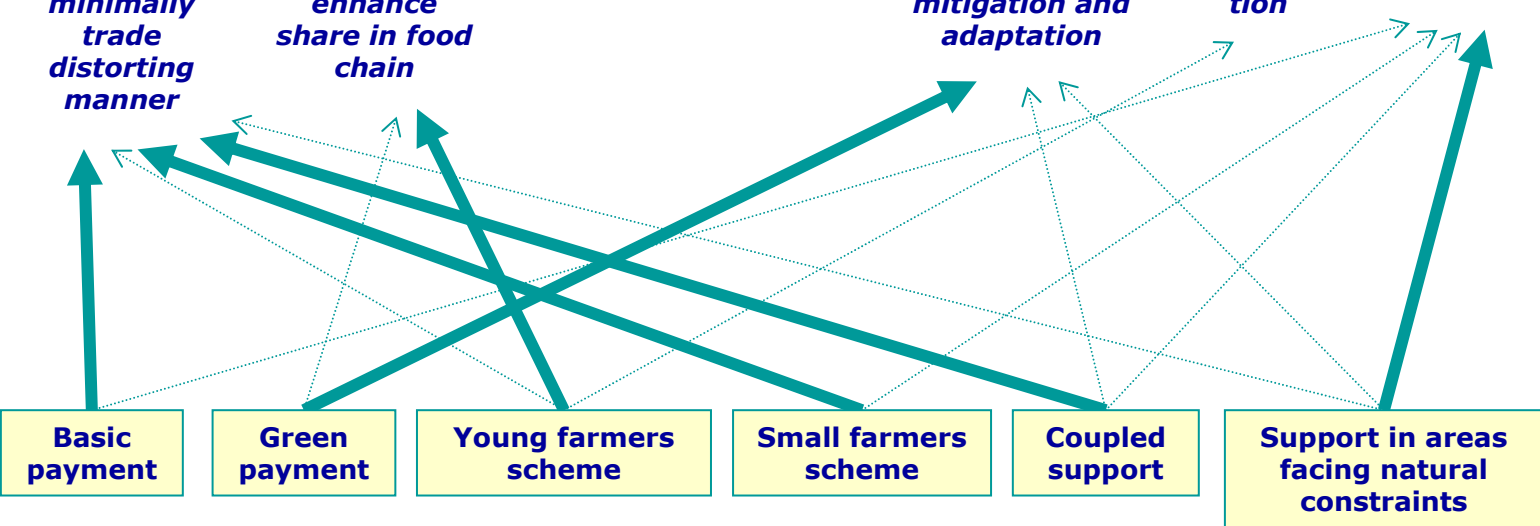
Green payment

Young farmers scheme

Small farmers scheme

Coupled support

Support in areas facing natural constraints





Intervention logic and indicators Pillar I (2)

Europe 2020

Smart, sustainable and inclusive growth

CAP general objectives

Viable food production

Sustainable management of natural resources and climate action

Balanced territorial development

Pillar I specific objectives

Contribute to farm incomes and limit farm income variability in a minimally trade distorting manner

Improve competitiveness of agricultural sector and enhance share in food chain

Output indicator:
No of farmers supported;
no of ha supported

Public (mostly mental) issue change and ton

Foster resource efficiency through innovation

Maintain a diverse agriculture across the EU

DP instruments



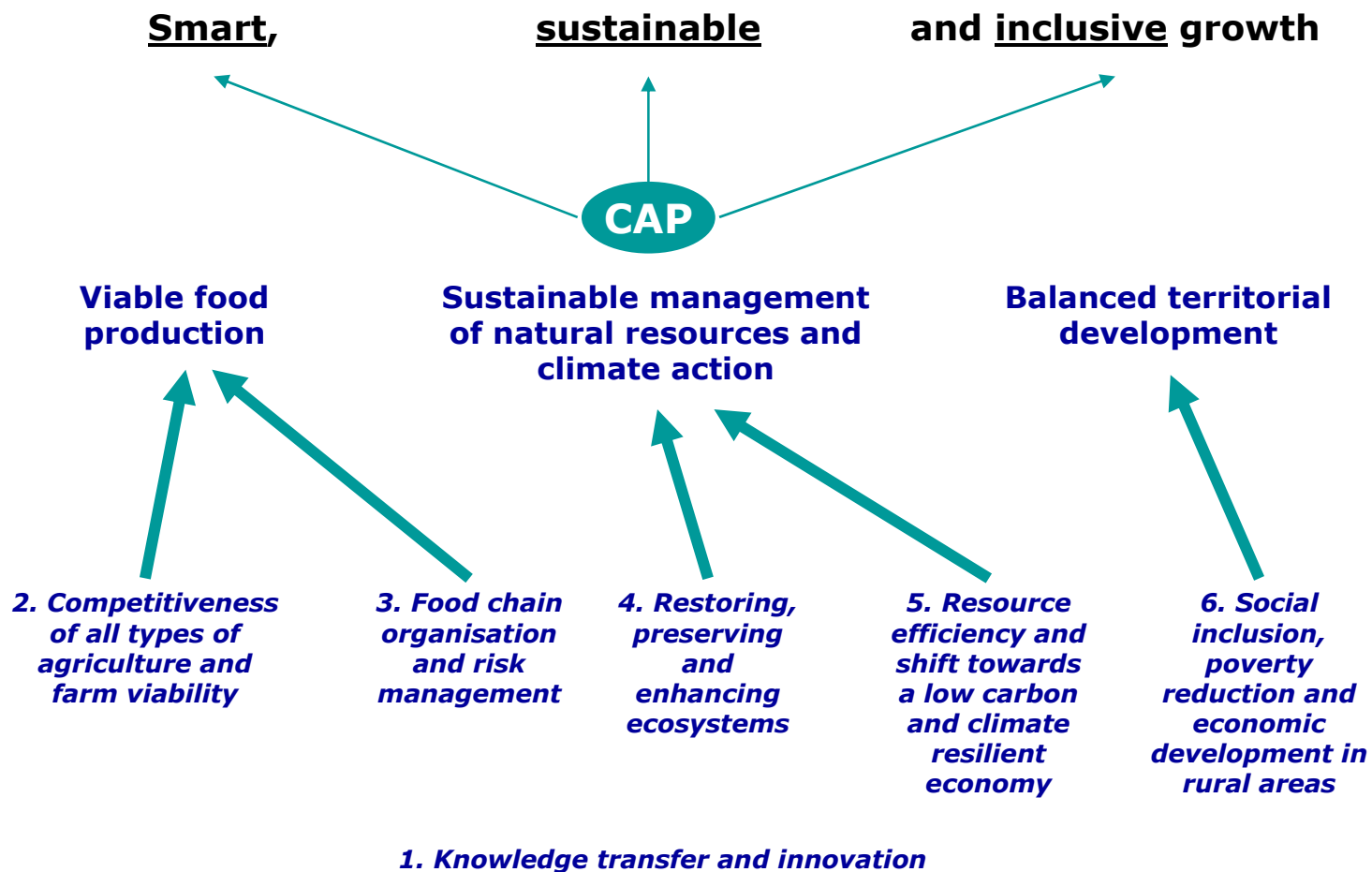


Intervention logic and indicators Pillar II (1)

Europe 2020

CAP general objectives

Pillar II priorities



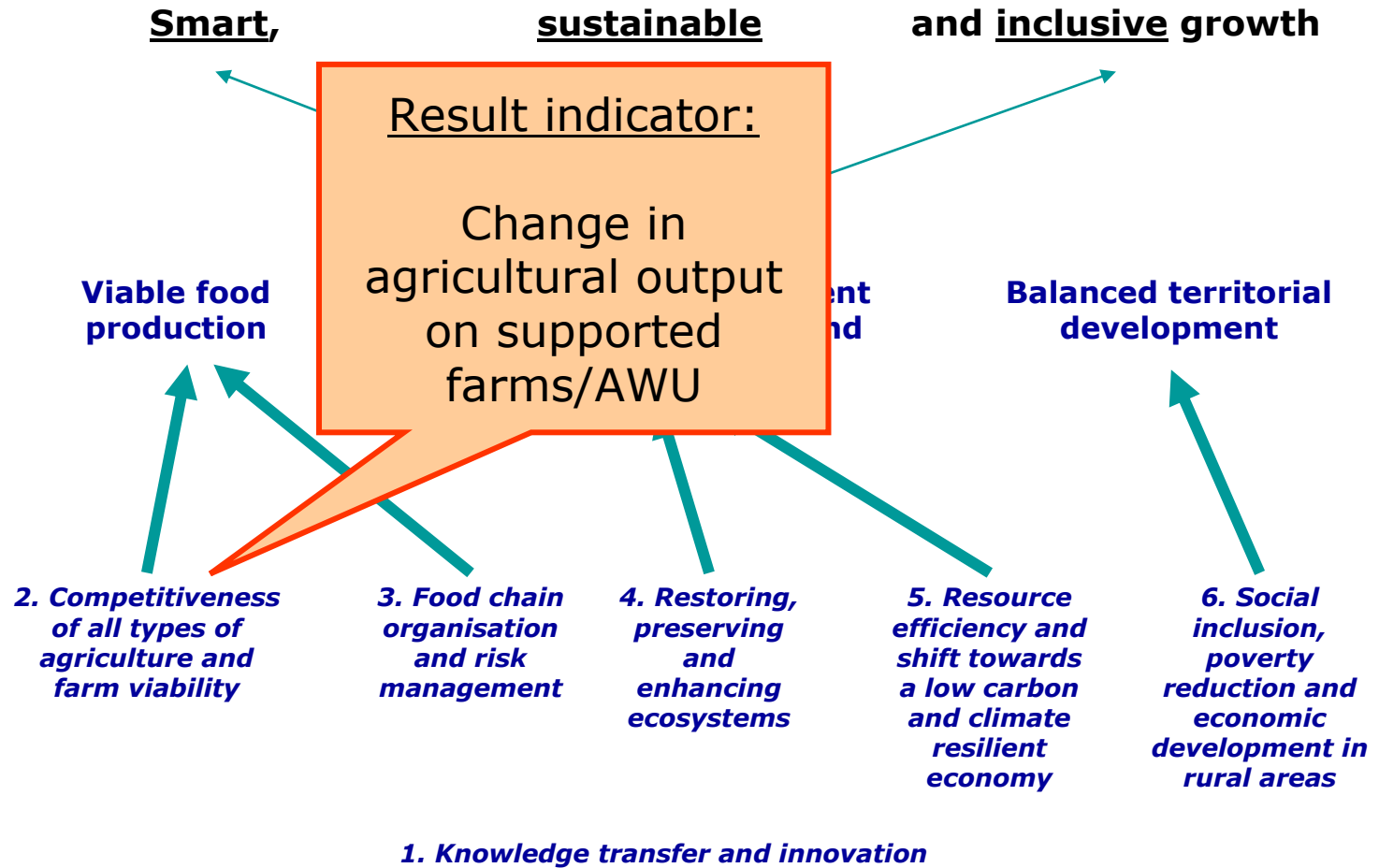


Intervention logic and indicators Pillar II (1)

Europe 2020

CAP general objectives

Pillar II priorities





Intervention logic and indicators Pillar II (2)

Europe 2020

Smart, sustainable and inclusive growth

CSF Thematic objectives

Competitiveness of SMEs, agriculture and fisheries

Employment and labour mobility

Research, technological development, innovation

Social inclusion and combating poverty

Pillar II priority

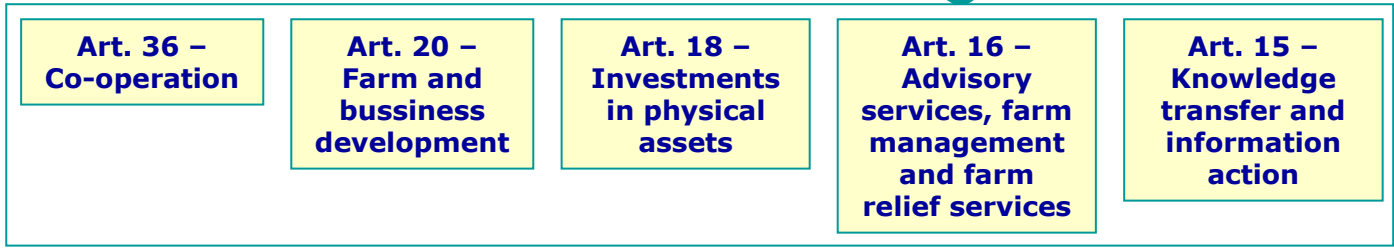
2. Enhancing competitiveness of all types of agriculture and enhancing farm viability

RD focus areas

2A. Facilitating restructuring of farms facing major structural problems, notably farms with a low degree of market participation, market-oriented farms in particular sectors and farms in need of agricultural diversification

2B. Facilitating generational renewal in the agricultural sector

Relevant measures





Intervention logic and indicators Pillar II (2)

Europe 2020

Smart, sustainable and inclusive growth

CSF Thematic objectives

Competitiveness of SMEs, agriculture and fisheries

Employment and labour mobility

Research, technological development, innovation

Social inclusion and combating poverty

Pillar II priority

Output indicator:
Total expenditure (including private) (€)

Viability of all types of agriculture and increasing farm viability

RD focus areas

2A. Addressing major structural problems in farms facing a low degree of market participation, market-oriented farms in particular sectors and farms in need of agricultural diversification

2B. Facilitating generational renewal in the agricultural sector

Relevant measures





Thank you for your attention

