




EUROPEAN PARLIAMENT

**Joint Transparency  
Register Secretariat**



EUROPEAN COMMISSION

# Transparency Register

## Statistics

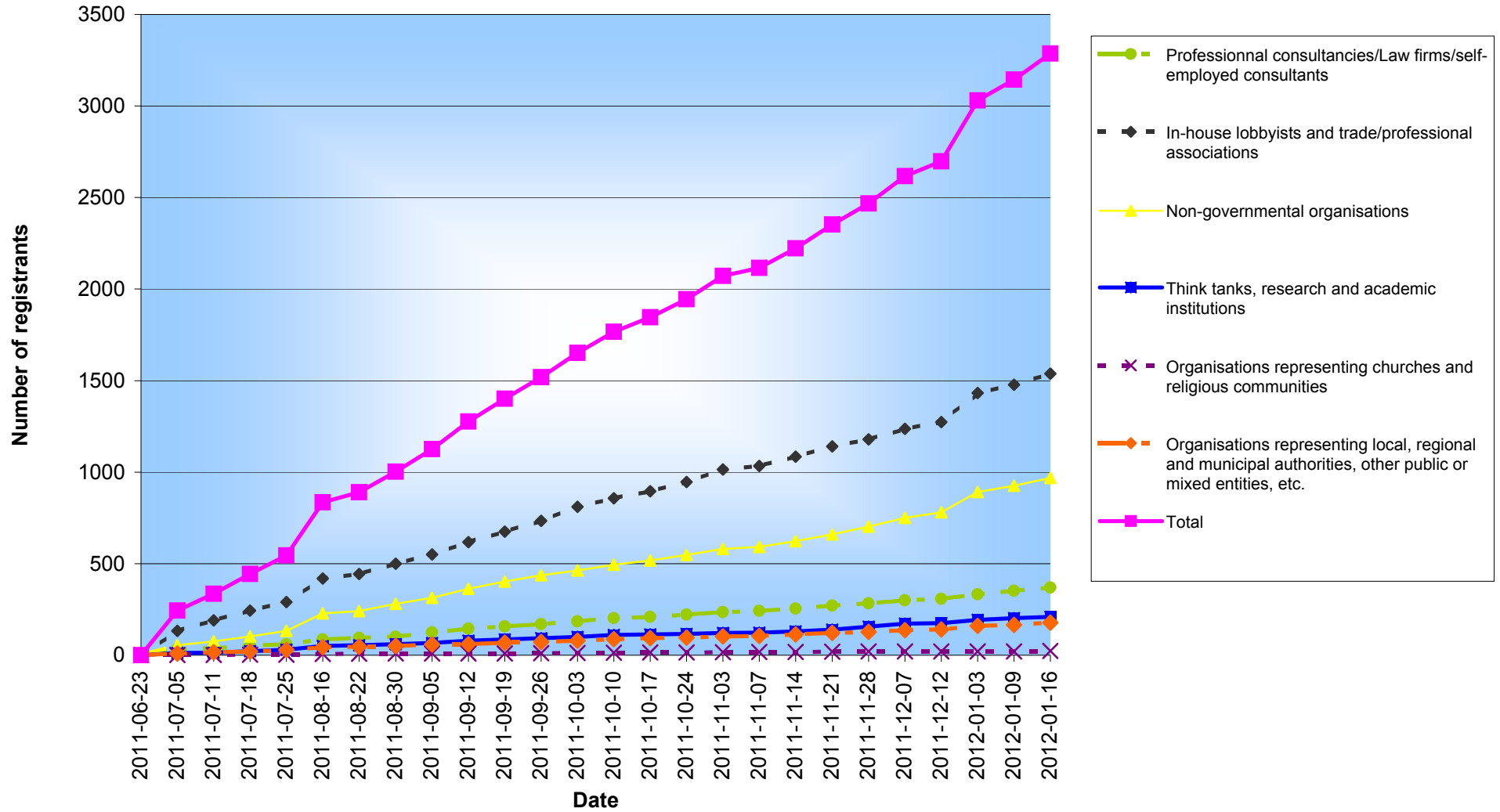
**16 January 2012**

The Transparency Register is operated by the European Parliament and the European Commission.

The "Joint Secretariat" is made up by officials from both institutions.

<http://europa.eu/transparency-register - Helpdesk: SG-TRANSPARENCY-REGISTER-CONTACT@ec.europa.eu>

### Transparency Register - Weekly Evolution of Registrations

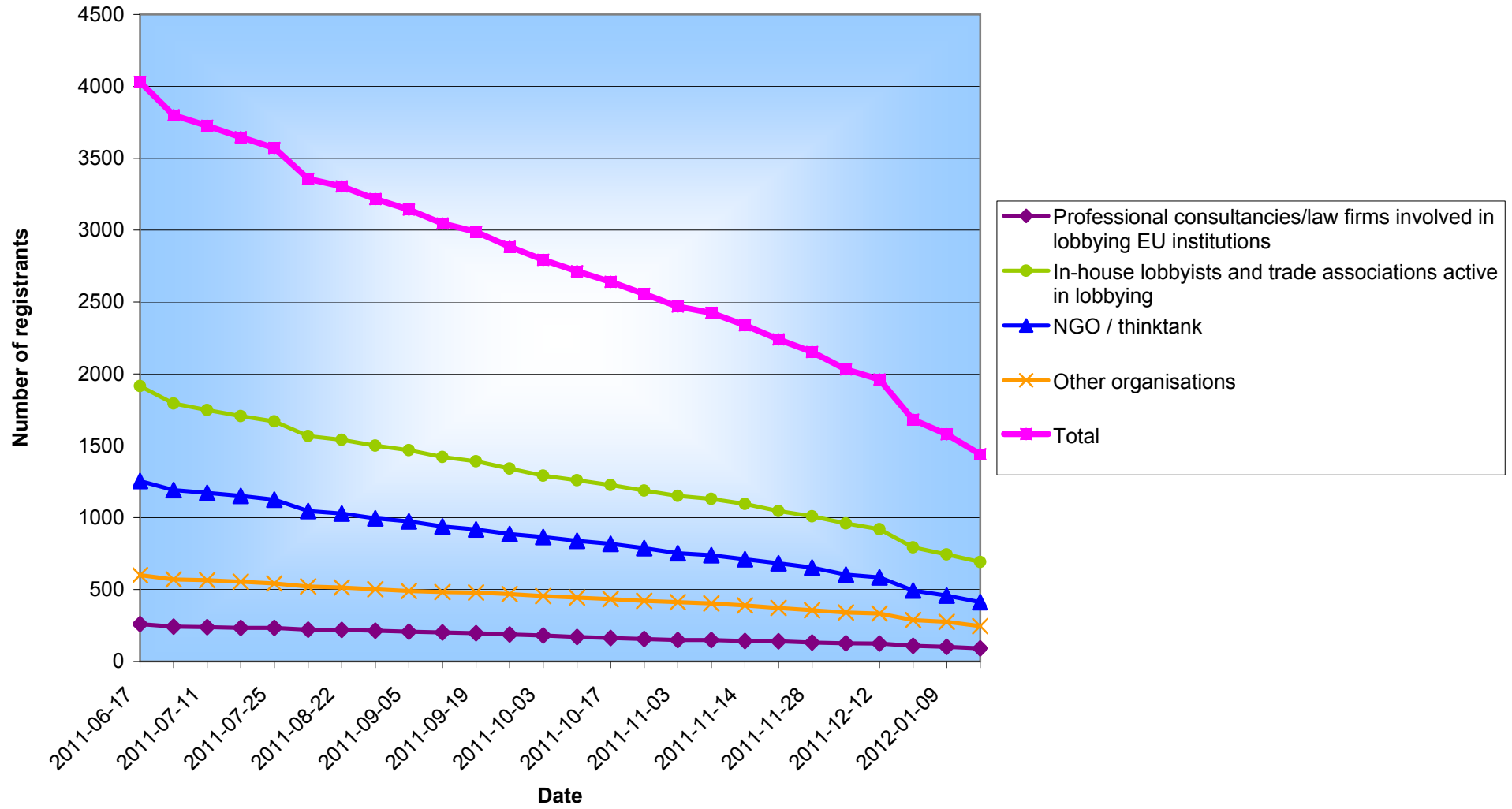


## TRANSPARENCY REGISTER

### Statistics - Weekly evolution

Date	Professional consultancies/Law firms/self-employed consultants	In-house lobbyists and trade/professional associations	Non-governmental organisations	Think tanks, research and academic institutions	Organisations representing churches and religious communities	Organisations representing local, regional and municipal authorities, other public or mixed entities, etc.	Total
2011-06-23	0	0	0	0	0	0	0
2011-07-05	33	133	55	12	1	10	244
2011-07-11	38	190	75	14	2	16	335
2011-07-18	51	244	103	22	3	21	444
2011-07-25	60	290	133	30	3	29	545
2011-08-16	86	419	228	51	7	44	835
2011-08-22	95	444	241	55	8	47	890
2011-08-30	102	500	281	60	9	51	1003
2011-09-05	125	551	313	67	10	59	1125
2011-09-12	145	618	363	80	10	60	1276
2011-09-19	158	675	403	86	10	69	1401
2011-09-26	170	734	437	93	11	73	1518
2011-10-03	185	811	463	100	12	80	1651
2011-10-10	202	857	495	111	14	87	1766
2011-10-17	210	896	518	114	15	93	1846
2011-10-24	222	946	548	117	15	96	1944
2011-11-03	236	1014	580	122	17	103	2072
2011-11-07	243	1034	592	123	18	105	2115
2011-11-14	255	1084	623	130	18	113	2223
2011-11-21	271	1141	660	139	19	122	2352
2011-11-28	283	1179	702	156	20	127	2467
2011-12-07	300	1237	750	173	20	137	2617
2011-12-12	308	1274	780	175	20	141	2698
2012-01-03	333	1433	891	193	20	160	3030
2012-01-09	352	1478	925	202	21	166	3144
2012-01-16	370	1538	968	210	23	178	3287

Register of Interest Representatives (old register)

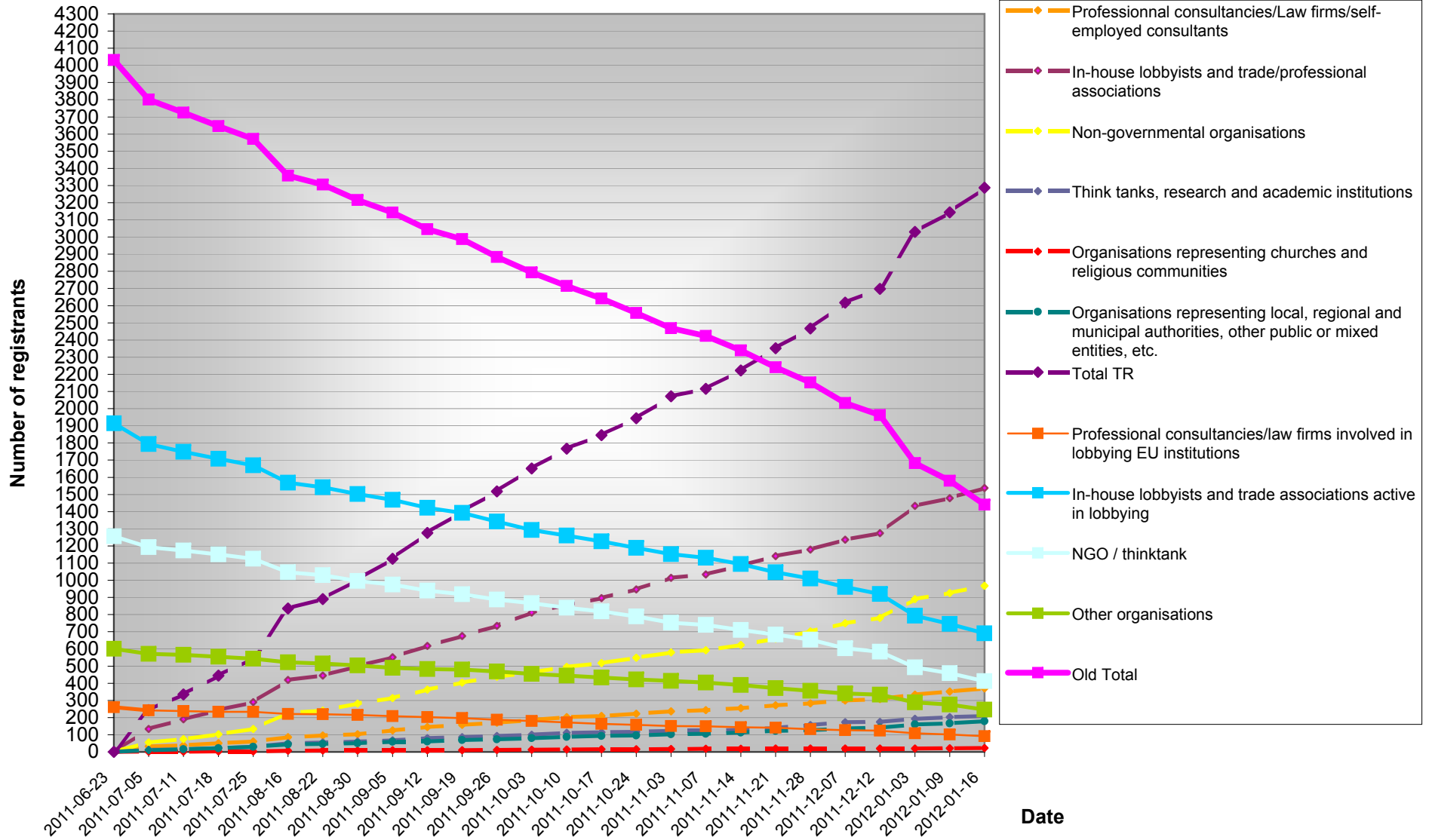


## REGISTER OF INTEREST REPRESENTATIVES (OLD REGISTER)

### Statistics - Weekly evolution

Date	Professional consultancies/law firms involved in lobbying EU institutions	In-house lobbyists and trade associations active in lobbying	NGO / thinktank	Other organisations	Total
2011-06-17	260	1915	1256	600	4031
2011-07-05	242	1794	1193	571	3800
2011-07-11	238	1749	1173	565	3725
2011-07-18	234	1707	1151	554	3646
2011-07-25	233	1670	1125	543	3571
2011-08-16	221	1568	1046	522	3357
2011-08-22	219	1542	1029	515	3305
2011-08-30	215	1502	996	503	3216
2011-09-05	208	1469	975	490	3142
2011-09-12	202	1422	940	482	3046
2011-09-19	197	1393	919	479	2988
2011-09-26	187	1342	887	468	2884
2011-10-03	180	1292	866	455	2793
2011-10-10	171	1260	840	444	2715
2011-10-17	163	1227	818	433	2641
2011-10-24	157	1189	789	422	2557
2011-11-03	150	1152	753	413	2468
2011-11-07	149	1131	740	404	2424
2011-11-14	143	1095	711	390	2339
2011-11-21	140	1046	683	372	2241
2011-11-28	132	1010	654	356	2152
2011-12-07	126	961	604	341	2032
2011-12-12	124	920	584	334	1962
2012-01-03	108	793	493	288	1682
2012-01-09	101	745	459	275	1580
2012-01-16	92	691	412	246	1441

### Comparison Chart Transparency Register / Register of Interest Representatives

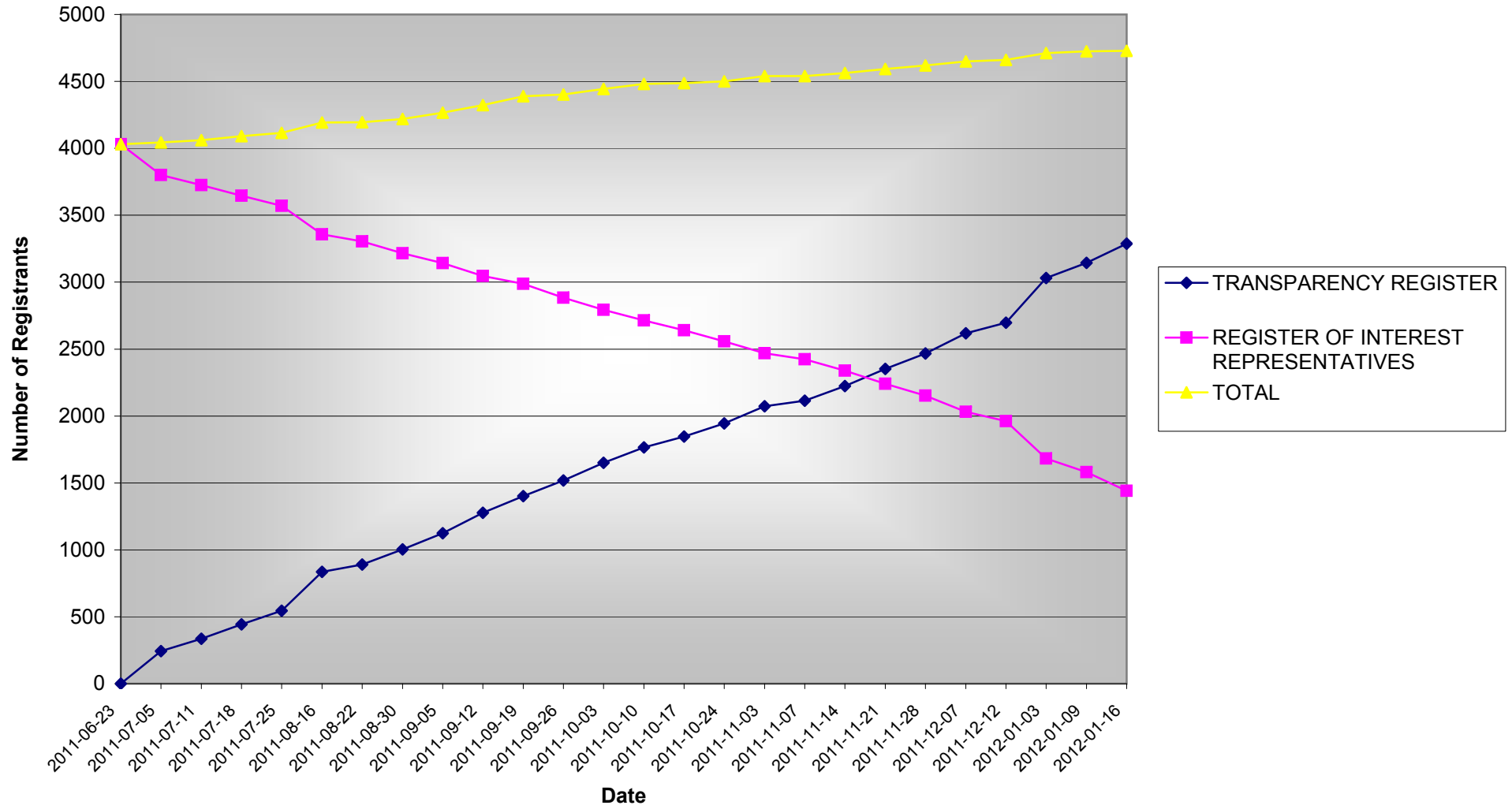


## TRANSPARENCY REGISTER

## REGISTER OF INTEREST REPRESENTATIVES

Date	Professional consultancies/Law firms/self-employed consultants	In-house lobbyists and trade/professional associations	Non-governmental organisations	Think tanks, research and academic institutions	Organisations representing churches and religious communities	Organisations representing local, regional and municipal authorities, other public or mixed entities, etc.	Total TR	Professional consultancies/law firms involved in lobbying EU institutions	In-house lobbyists and trade associations active in lobbying	NGO / thinktank	Other organisations	Old Total
2011-06-23	0	0	0	0	0	0	0	260	1915	1256	600	4031
2011-07-05	33	133	55	12	1	10	244	242	1794	1193	571	3800
2011-07-11	38	190	75	14	2	16	335	238	1749	1173	565	3725
2011-07-18	51	244	103	22	3	21	444	234	1707	1151	554	3646
2011-07-25	60	290	133	30	3	29	545	233	1670	1125	543	3571
2011-08-16	86	419	228	51	7	44	835	221	1568	1046	522	3357
2011-08-22	95	444	241	55	8	47	890	219	1542	1029	515	3305
2011-08-30	102	500	281	60	9	51	1003	215	1502	996	503	3216
2011-09-05	125	551	313	67	10	59	1125	208	1469	975	490	3142
2011-09-12	145	618	363	80	10	60	1276	202	1422	940	482	3046
2011-09-19	158	675	403	86	10	69	1401	197	1393	919	479	2988
2011-09-26	170	734	437	93	11	73	1518	187	1342	887	468	2884
2011-10-03	185	811	463	100	12	80	1651	180	1292	866	455	2793
2011-10-10	202	857	495	111	14	87	1766	171	1260	840	444	2715
2011-10-17	210	896	518	114	15	93	1846	163	1227	818	433	2641
2011-10-24	222	946	548	117	15	96	1944	157	1189	789	422	2557
2011-11-03	236	1014	580	122	17	103	2072	150	1152	753	413	2468
2011-11-07	243	1034	592	123	18	105	2115	149	1131	740	404	2424
2011-11-14	255	1084	623	130	18	113	2223	143	1095	711	390	2339
2011-11-21	271	1141	660	139	19	122	2352	140	1046	683	372	2241
2011-11-28	283	1179	702	156	20	127	2467	132	1010	654	356	2152
2011-12-07	300	1237	750	173	20	137	2617	126	961	604	341	2032
2011-12-12	308	1274	780	175	20	141	2698	124	920	584	334	1962
2012-01-03	333	1433	891	193	20	160	3030	108	793	493	288	1682
2012-01-09	352	1478	925	202	21	166	3144	101	745	459	275	1580
2012-01-16	370	1538	968	210	23	178	3287	92	691	412	246	1441

### Evolution Transparency Register



DATE	TRANSPARENCY REGISTER	REGISTER OF INTEREST REPRESENTATIVES	TOTAL
2011-06-23	0	4031	4031
2011-07-05	244	3800	4044
2011-07-11	335	3725	4060
2011-07-18	444	3646	4090
2011-07-25	545	3571	4116
2011-08-16	835	3357	4192
2011-08-22	890	3305	4195
2011-08-30	1003	3216	4219
2011-09-05	1125	3142	4267
2011-09-12	1276	3046	4322
2011-09-19	1401	2988	4389
2011-09-26	1518	2884	4402
2011-10-03	1651	2793	4444
2011-10-10	1766	2715	4481
2011-10-17	1846	2641	4487
2011-10-24	1944	2557	4501
2011-11-03	2072	2468	4540
2011-11-07	2115	2424	4539
2011-11-14	2223	2339	4562
2011-11-21	2352	2241	4593
2011-11-28	2467	2152	4619
2011-12-07	2617	2032	4649
2011-12-12	2698	1962	4660
2012-01-03	3030	1682	4712
2012-01-09	3144	1580	4724
2012-01-16	3287	1441	4728