




# Annual Review 2017 Employment and Social Developments in Europe




#ESDE2017

## EMPLOYMENT (millions of people)

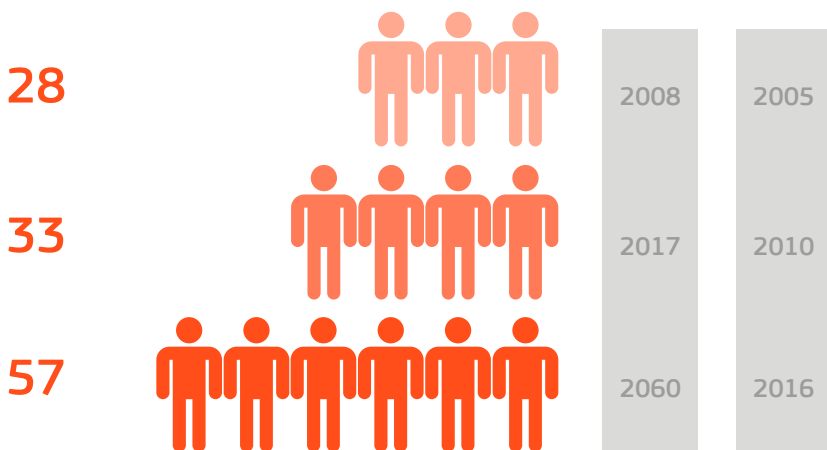


## UNEMPLOYMENT (millions of people)



Source: Eurostat.

## PROPORTION BETWEEN 65+ AND 20-64 POPULATION (%)




## UNEMPLOYMENT BY AGE (%)

YOUNGER 25-39 / OLDER 40-64



Source: Own calculations based on EU-LFS.

## TEMPORARY CONTRACTS 25-39 (%)



## TEMPORARY CONTRACTS 40-64 (%)



Source: Own calculations based on EU-LFS.

Source: Eurostat LFS, Eurostat 2015 population projections (baseline sc)