



European Commission

# POSTED WORKERS



## FRANCE

### WORKERS POSTED TO FRANCE<sup>1</sup>

**177,674**

11.9%



**2nd**

France receives the second highest number of posted workers in the EU



### WORKERS POSTED FROM FRANCE<sup>2</sup>

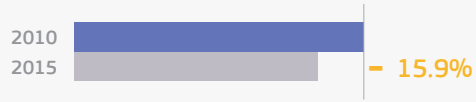
**139,040**

6.8%

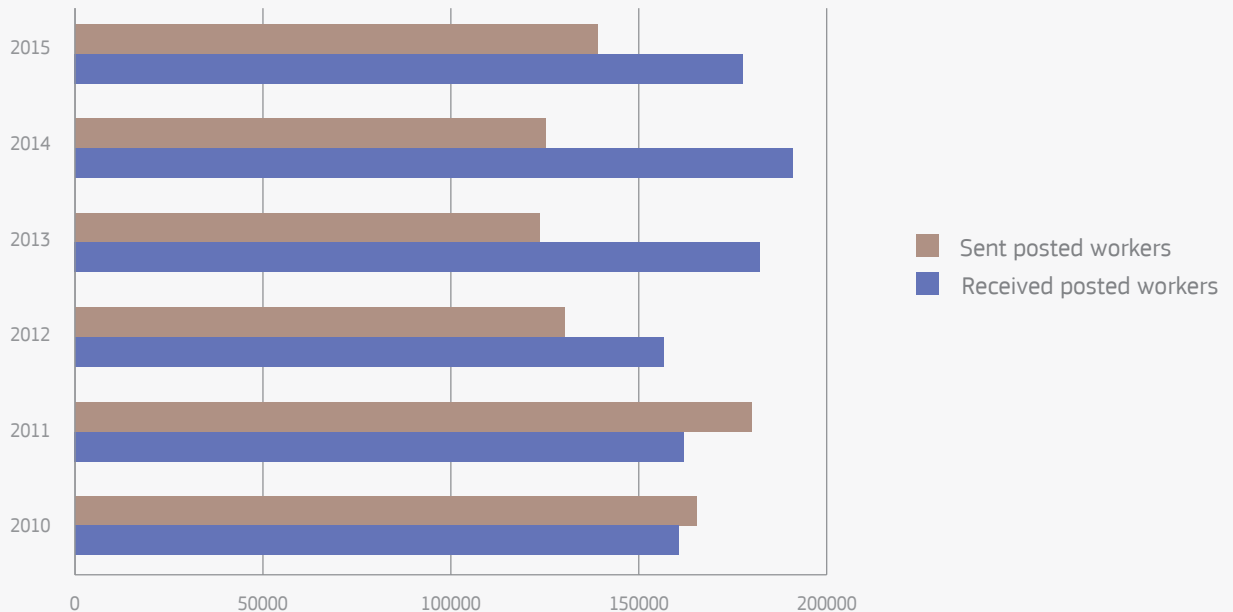


**3rd**

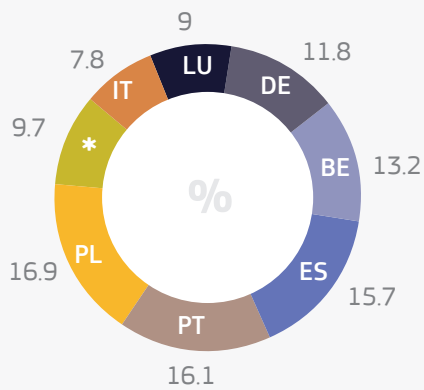
France sends the third highest number of posted workers to other Member States



### Trends on posting in France (2010-2015)

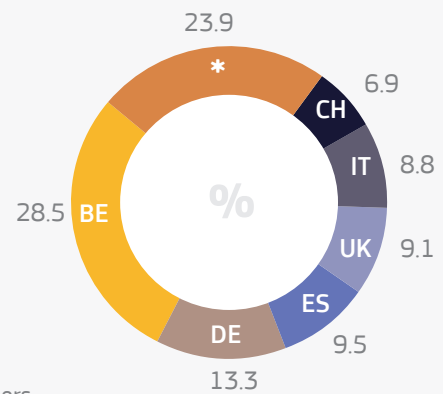


**Main countries of origin of workers posted TO France in 2015**



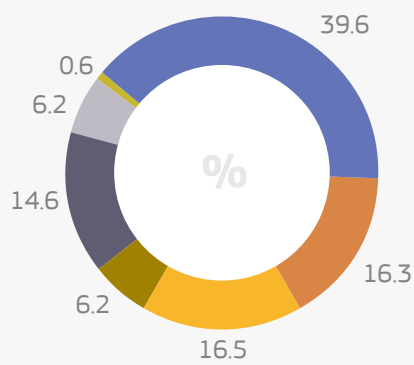
\* = others

**Main countries of destination of workers posted FROM France in 2015**



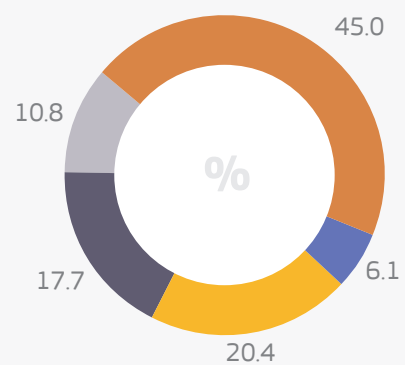
\* = others

**Main sectors of employment of workers posted TO France in 2015**



- Construction
- Industry
- Business services (excl TAW)
- Temporary agency work
- Personal services
- Other services
- Agriculture

**Main sectors of employment of workers posted FROM France in 2015**



- Industry
- Construction
- Business services
- Personal services
- Other services

<sup>1</sup> Data on received posted workers only include figures related to postings to single Member States

<sup>2</sup> These figures include data on workers posted to one and to multiple Member States