

Instructions to join the web meeting of the Participant Portal User Group

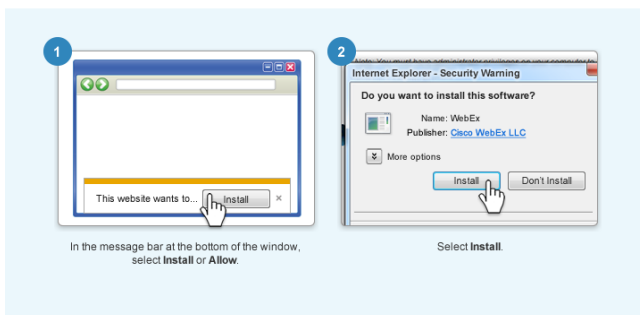
Friday, 16 June 2017

10AM Brussels time

You need a computer/mobile device with internet connection (for visuals) and phone (for voice) to join the web meeting.

1. Please join the meeting web page by [clicking on this link](#).
2. Then enter your name and click on the action button **Join**.
3. You are now proposed to install the Webex add-on, but you do not have to do it. Instead please click on the link circled in red on the screen shot below: **Run a temporary application**

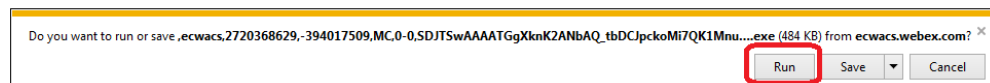
Install the Cisco WebEx add-on



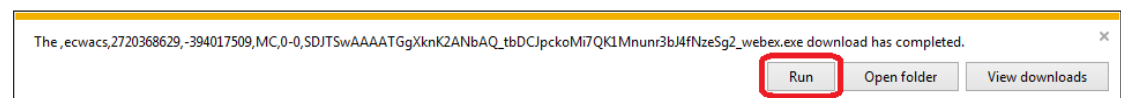
Still having trouble? Try one of these options:

- **Run a temporary application to join this meeting immediately.**
- Install the meeting application and join again.
- Use Java to join your meeting.

4. Next click on the button **Run** on the panel that appears at the bottom of your screen:



5. Another panel appears at the bottom of the screen – please click again **Run**.


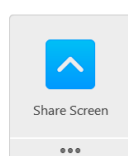
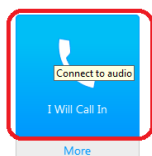


6. You now arrive on the meeting screen. Please click on the icon **I Will Call In** to see the phone numbers and access codes for connecting to the audio.

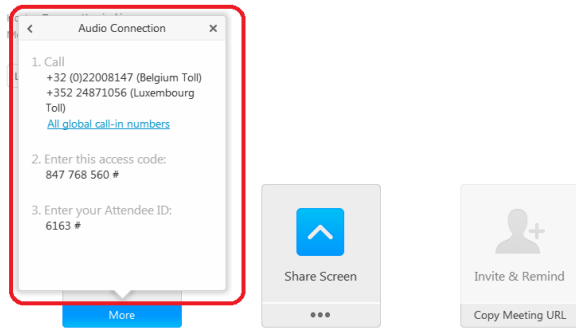
PP External User group - test

Host: Tomasz Kaminski
Meeting number: 847 768 560

Leave Meeting



PP External User group - test



7. Please **call us** using the provided phone numbers and access codes. You will be then connected to the audio of the meeting.

You have now fully joined the meeting.

If facing any issues with joining the meeting web site or audio, please call +32 485 618 709