



DG RTD European Commission

Evaluation of FP6 INCO Programme

Annexes

July 2008

DG RTD European Commission

Evaluation of FP6 INCO Programme

Annexes

July 2008

Ref 25001221
Final Report
Version 1
Date 2008-07-03
Prepared by KARA/XALD
Checked by
Approved by

Ramboll Management
Nørregade 7A
DK-1165 Copenhagen K
Danemark

Phone (+45) 3397 8200
www.ramboll-management.com

Table of annexes

1.	Annex 1: Methodology of the evaluation	3
1.1	Annex 1.1: Methodological approach	3
1.2	Annex 1.2: Evaluation grid	5
1.3	Annex 1.3: Data collection	10
2.	Annex 2: Survey to National Contract Points, members of the Advisory Group and Members of the Programme Committee	12
2.1	Annex 2.1 Methodology and respondents profile	12
2.2	Annex 2.2 Survey results	14
2.3	Annex 2.3 Questionnaire to National Contract Points, members of the Advisory Group and Members of the Programme Committee	19
3.	Annex 3: Survey to project participants	26
3.1	Annex 3.1: Methodology and respondents profile	26
3.2	Annex 3.2: Participants to INCO projects	29
3.3	Annex 3.3: Comparison - participants to INCO vs. participants to Thematic Priorities	36
3.4	Annex 3.4: Comparison - participants to INCO from INCO countries vs. participants to INCO from the EU	40
3.5	Annex 3.5: Comparison - participants to INCO from the INCO countries vs. participants to Thematic Priorities from INCO Countries	47
3.6	Annex 3.6: Comparison - participants to INCO from the EU vs. participants to Thematic Priorities from the EU	51
3.7	Annex 3.7 Questionnaire to projects' participants	55
4.	Annex 4: Projects and budget distribution (CORDA database)	68
5.	Annex 5: List of participating countries (CORDA database)	71
5.1	Lists of participating countries to FP6 INCO	72
5.2	Lists of participating countries to FP6 Thematic Priorities	77
6.	Annex 6: Project and budget distribution per INCO research area	83
7.	Annex 7: Rapid outcomes assessment	85
7.1	Annex 7.1 Methodology	85
7.2	Annex 7.2 Results of the Rapid outcomes assessment	86
7.3	Annex 7.3 List of project reviewed	94
7.4	Annex 7.4 Examples of projects assessment grids	95
8.	Annex 8: Systematic analysis of regional strategy papers	96
8.1	Annex 8.1 Methodology	96
8.2	Annex 8.2 Overall synthesis of results	98
8.3	Annex 8.3 Regional synthesis of results	101

9.	Annexe 9: List of persons interviewed in the European Commission	114
10.	Annex 10: INCO country groups	116
11.	Annexe 11: INCO Priorities	118

1. Annex 1: Methodology of the evaluation

1.1 Annex 1.1: Methodological approach

The evaluation is centred around the main evaluation questions, as put forward in the terms of reference and reformulated in the inception phase, The questions have been grouped into evaluation criteria, indicating that the majority of questions concerns effectiveness of the INCO programme, complementarity/synergy between the INCO programme and the Thematic Priorities as well as the other foreign policy instruments of the EC, and finally the added value and lessons learned (INCO specific) from having a targeted programme to third countries in research. The table below illustrates evaluation questions and how they correspond to evaluation criteria.

Table 1 Evaluation questions and evaluation criteria

Evaluation questions	General indicators/descriptors
EFFECTIVENESS	
What are the main output s/ outcomes/ impacts of FP6 INCO?	Budget consumption Project outputs Expected outcomes
To what extent have FP6 INCO objectives been achieved?	Extent to which projects are expected to reach FP6 INCO specific objectives
	Extent to which projects are expected to reach overall objectives
What were favourable conditions or constraints that can explain these results?	(Explanatory factors)
What is important for ensuring quality in joint research at the international level?	(Explanatory factor)
ADDED VALUE	
To what extent did FP6 INCO addressed the specific needs in targeted countries and MS?	Degree of relevance of FP6 INCO projects to the needs of: <ul style="list-style-type: none"> - targeted countries - EU stakeholders Extent to which specific support to international cooperation were needed to address these needs
To what extent FP6 INCO offered added value if compared to research with Third Countries funded under the Thematic Priorities?	Added value of FP6 INCO compared to Thematic priorities

Evaluation questions	General indicators/descriptors
COMPLEMENTARITY/SYNERGY	
To what extent has FP6 INCO contributed to external relation and development aid policies objectives?	Existence/absence of synergy/complementarity between FP6 INCO projects and other projects funded by other EU financial instruments
To what extent has FP6 INCO helped the EU to fulfil its commitments towards developing countries	The extent to which FP6 INCO contributed to the same objectives as other EU initiatives towards developing countries
To what degree has FP6 supported the EU international relations	The extent to which FP6 INCO has increased awareness of the EU international policy among participants The extent to which issue linkage ¹ related to S&T can be identified in the EU external relations

¹ Issue linkage: mutual benefits can be enhanced if a costly agreement involving a public good (e.g. Multilateral Environmental Agreements) is coupled with an S&T agreement that provides knowledge, financial and economic benefits.

1.2 Annex 1.2: Evaluation grid

The grid, which follows, is divided into five sections addressing the evaluation issues: effectiveness, utility/added value and synergy/complementarity.

The grid contains six columns. The first and second column contains the evaluation questions reflecting the objectives and questions set in the ToR, in a more operational and specific fashion. The second column contains general indicators and descriptors used to answer and assess the operational evaluation questions and the third column more operational indicators descriptors to be explored, giving already an idea of the information which will be seek during the data collection activities. The last column sheds light on which data sources will be used.

Evaluation questions	General indicators/descriptors	Operational indicators/descriptors	Desk study	Interviews	Survey	RA
EFFECTIVENESS						
What are the main outputs/outcomes/impacts of FP6 INCO?	Budget consumption Project outputs Expected outcomes	The allocated budget was spent Outputs all together (sample) cover the range of activities targeted by the financial instruments available Outputs are expected to produce the targeted outcomes and results	X			X
To what extent have FP6 INCO objectives been achieved?	Extent to which projects are expected to reach FP6 INCO specific objectives	All targeted research priorities (regional priorities) were addressed by funded project all together (sample) NCP and projects coordinators/participants assume that FP6 INCO-funded projects had a high positive effect on: <ul style="list-style-type: none"> - Exchange of best practice - Standardization of practices - Dissemination of knowledge/research results - Coordination/network building - Achievement of tangible research results, creation of new knowledge in targeted re- 			X	X

Evaluation questions	General indicators/descriptors	Operational indicators/descriptors	Desk study	Interviews	Survey	RA
		search areas - Commercialization/dissemination of research results - Preparation to future joint research (effective/expected future joint research between members of the consortium) - Targeted countries participation in FP7 (effective/expected participation in FP7) Participation of research teams from targeted countries: - in FP6 (Thematic Priorities), can be explained by previous participation in specific actions for international cooperation under FP4/5 - in FP7, can be explained by previous participation in FP6 INCO				
	Extent to which projects are expected to reach overall objectives	NCP and projects coordinators/participants assume that FP6 INCO-funded projects had a high positive effect on: - Enhancement of research capacities - Regional integration of research resources and systems (as a community development policy goal) - access to knowledge and expertise existing elsewhere in the world - EU stakeholders participation in research initiatives at the international level - Reinforced research profile in world terms			X	
What were favourable conditions or constraints that can explain these results?	(Explanatory factors)	NPC, Project coordinators/participants are able to explain why their project succeeded/not succeeded in producing intended results/impact			X	

Evaluation questions	General indicators/descriptors	Operational indicators/descriptors	Desk study	Interviews	Survey	RA
What is important for ensuring quality in joint research at the international level?	(Explanatory factor)	NCP, Project coordinators/participants are able to explain what are the important factors ensuring high quality in joint research at the international level			X	
To what extent did FP6 INCO addressed the specific needs in targeted countries and MS?	Degree of relevance of FP6 INCO priorities and projects to the needs of: <ul style="list-style-type: none"> - targeted countries - EU stakeholders Extent to which FP6 INCO addressed these needs	NCP and project coordinators/participants assume that: <ul style="list-style-type: none"> - projects funded under PF5/FP6 INCO had tangible results in a well identified research area - projects results addressed properly the targeted countries' economic and social needs - specific measures in support for international cooperation were necessary to address those needs - specific measures in support for international cooperation where necessary to develop knowledge in the research area concerned - projects results contributed to research excellence 			X	
SYNERGY/ COMPLEMENTARITY						
To what extent has FP6 INCO contributed to external relation and development aid policies objectives?	Existence/absence of synergy/complementarity between FP6 INCO projects and other projects funded by other EU financial instruments	<ul style="list-style-type: none"> o Synergy/complementarity with other EU financial instruments/tools can be identified: <ul style="list-style-type: none"> - INCO grant added to other EU external financing targeting the same range of activities ; degree to which additional financing was necessary - INCO grants contributed to projects not eligible to any other EU financial instruments - Third countries participants could benefit from support from : <ul style="list-style-type: none"> - the EU delegation in the 3rd countries - the European Agency for reconstruction 		X	X	

Evaluation questions	General indicators/descriptors	Operational indicators/descriptors	Desk study	Interviews	Survey	RA
		<ul style="list-style-type: none"> - other EU agency - Formal/Informal cooperation networks between the EU and targeted countries 				
To what extent has FP6 INCO helped the EU to fulfil its commitments towards developing countries	The extent to which FP6 INCO contributed to the same objectives as other EU initiatives towards developing countries	<ul style="list-style-type: none"> o EU COM officials, NCP and PC stress the fact that projects funded under FP6 INCO contributed to the realisation of overall objectives of : <ul style="list-style-type: none"> - IPA (Phare and Cards mainly) - ENPI (TACIS and MEDA) - DCECI - EDF - EU energy initiative - EU Water Initiative - EDCTP o Policy documents mention FP6 INCO activities o Policy documents refer to the same regional research priorities as defined under FP6 INCO 	X	X	X	
	(descriptive factor)	<ul style="list-style-type: none"> o Synergy/complementarity with other EU instruments or initiatives can be classified under the following categories : <ul style="list-style-type: none"> - Policy objectives - Funding - Project management support - Coordination/networks 				
To what degree has FP6 supported the EU	The extent to which FP6 INCO has increased awareness of the EU inter-	<ul style="list-style-type: none"> o PC and participants stress the fact that INCO projects contributed to increase their awareness of EU international policy activities and goals 		X	X	

Evaluation questions	General indicators/descriptors	Operational indicators/descriptors	Desk study	Interviews	Survey	RA
international relations	national policy among participants The extent to which issue linkage ² related to S&T can be identified in the EU external relations	<ul style="list-style-type: none"> ○ EU COM officials and NCP stress the fact that INCO activities have effectively and positively influenced negotiations at the international level 				
ADDED VALUE						
To what extent FP6 INCO offered added value if compared to research with Third Countries funded under the Thematic Priorities?	Added value of FP6 INCO compared to Thematic priorities	<ul style="list-style-type: none"> ○ NCP, PC/participants declare that the FP6 Thematic Priorities were/were not relevant to their specific needs (research needs/economic and social needs). ○ The involvement of the targeted countries in INCO were high in terms of: <ul style="list-style-type: none"> - countries/type of stakeholders involved - equal participation in planning - equal participation in decision making - equal participation in implementation - expectations aligned/realised ○ Comparison to FP6 	X		X	

² Issue linkage: mutual benefits can be enhanced if a costly agreement involving a public good (e.g. Multilateral Environmental Agreements) is coupled with an S&T agreement that provides knowledge, financial and economic benefits.

1.3 **Annex 1.3: Data collection**

1.3.1 **Data collection activities**

A number of different data collection tools have been utilised in order to cross reference and triangulate findings in the evaluation. Results presented in the final report are based on the following data collection tools:

- Survey I – targeting National Contact Points, Advisory Group members, and Programme Committee Members (Annex 2)
- Survey II: A – targeting all INCO funded projects (Annex 3)
- Survey II: B – comparison group, targeting projects funded under FP 6 Thematic Priorities, with INCO country participation (Annex 3)
- Database calculations and comparisons based on available information from the Corda database made available by DG RTD (Annex 4 and 5)
- Categorisation of projects into thematic areas corresponding to INCO priorities (Annex 6)
- Rapid assessment of 60 projects based on project reports, focussing on outputs, outcomes, and when possible, likely impact of projects (Annex 7)
- Desk research assessing complementarity between INCO and other external policies of the EC (Annex 8)
- Interviews with DG RTD Thematic Priorities, as well as interviews with units of RELEX/DEV and AIDCO (Annex 9).³

Further in this report, a more detailed description of the data collection tools are presented.

1.3.2 **Strengths and weaknesses in the data collections**

However, for the sake of clarity and transparency while the report is being read, the evaluators would like to highlight the following strengths and weaknesses in the data collections.

- The Corda data base contains information on all FP 6 projects, mainly in terms of participating institutions, budget and related information. Based on abstracts on research in the database, the evaluators have added a project classification enabling aggregation across research themes/areas.
- The survey to NCP/AC/PC, has a rather low response rate. It was also clear for responses that a rather large proportion had not been involved in INCO,

³ Contact details provided by DG RTD

which can be explained by the fact that the evaluators were provided with the FP7 NCP list of contact details. Hence, results from the survey to NCP/AC/PC has been interpreted with caution⁴.

- The survey to INCO project achieved a response rate which is assessed as sufficient, and with a representative distribution, and has provided a good and comprehensive base for analysis⁵.
- The survey to FP6 project with INCO country participation achieved a response rate which is assessed as sufficient, and has thus provided a valuable comparison group to the answers provided by INCO projects
- The systematic review of 60 projects, so called rapid outcomes assessment, has provided data on projects' outputs and outcomes interesting for the evaluation. However, the rather low degree of details and the general lack of clarity of the reports has been a hindering factor in gathering highly accurate information. Outcomes, thus, will be analysed as

⁴ A non respondents analysis shows that a lack of time is the reason generally given by most of those who did not answers to the questions

⁵ A non respondents analysis shows that those who did not answer generally did not receive the questionnaire: this can be explained by inaccuracies in the database and a lack of attention to the email received.

2. **Annex 2: Survey to National Contract Points, members of the Advisory Group and Members of the Programme Committee**

2.1 **Annex 2.1 Methodology and respondents profile**

A first online survey was distributed to National Contact Points, Advisory Group and Programme Committee members, all stakeholders involved in the INCO programme⁶. The survey was distributed by e-mail to in total 187 respondents, and it was sent out on the 7th of May and closed on 5th of June, with four reminders being sent to non respondents throughout the data collection period. The total response rate amounts to 29 percent (54) which need to be considered as rather low given the small sample and the assumed high involvement or interest of the respondents in the INCO programme.

In order to assess the reasons for non responses, a limited number of short interviews will be conducted with non-respondents, in order to assess the reasons for non responses (the analysis will be provided in final report).

Below a presentation of response rates according to background data is presented.

Table 2 Response rate per role of respondent (stakeholders)

Person role	Respondents	Total population	Percentage respondents
Advisory Group	9	22	41%
National Contact Point	28	75	37%
Programme Committee	17	90	19%
Total	54	187	29%

⁶ Final version is attached in annex I-B

Table 3 Response rate per region (stakeholders)

Geographical zone	Respondents	Total population	Percentage respondents
AFRICA	0	2	0%
ASIA	0	2	0%
ASSOCIATED CANDIDATE COUNTRIES	3	15	20%
ASSOCIATED COUNTRIES TO EU	5	16	31%
COUNTRIES WITH COOPERATION AGREEMENT	1	2	50%
EUROPEAN UNION	32	110	29%
LATIN AMERICA	4	11	36%
MEDITERRANEAN PARTNER-COUNTRIES	3	5	60%
OTHER	1	2	50%
RUSSIA AND THE OTHER NEW INDEPENDENT STATES	2	10	20%
WESTERN BALKAN COUNTRIES	3	12	25%
Total	54	187	29%

Since the response rates is low on the survey to stakeholders, the results needs to be interpreted with caution. Given that few stakeholders from participating non EU countries have answered, with an already small total population this gives a bias towards EU member states.

2.2 Annex 2.2 Survey results

Figure 4 NCP/AG/PC_Q4_According to you, FP6 INCO has led to...

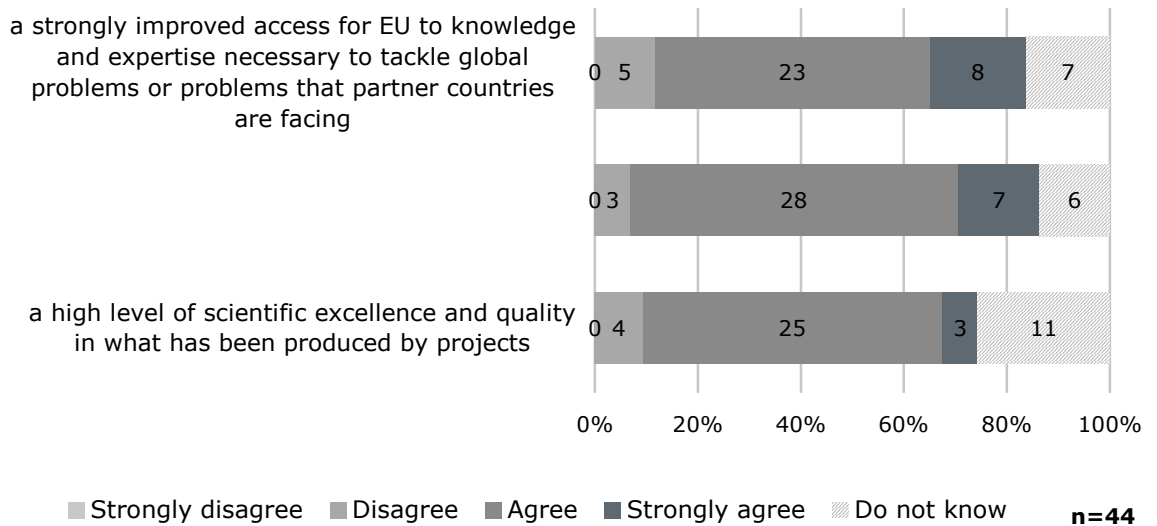


Figure 5 NCP/AG/PC_Q5_According to you, FP6 INCO has clearly led to...

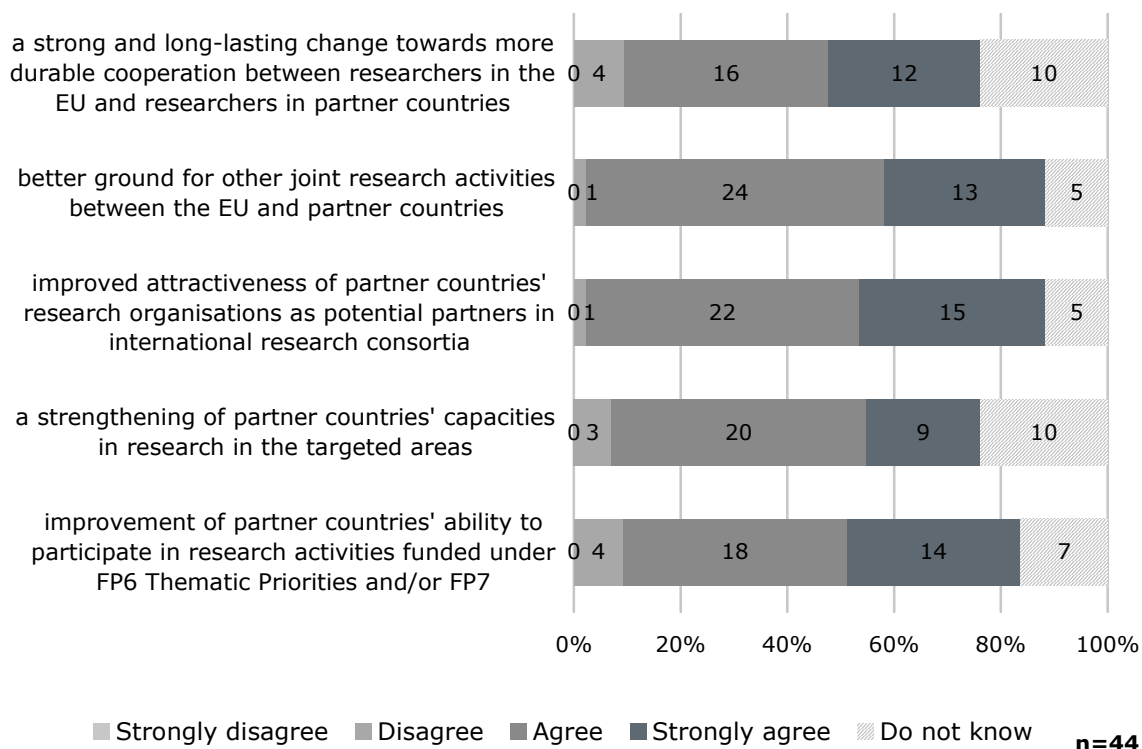


Table 6 NCP/AG/PC_Q6_According to you, what were the main three results achieved by the FP6 INCO Programme, in order of importance?

	Rating 1	Rating 2	Rating 3	Total	%
Development networks, contacts etc.	11	14	5	30	32%
Access to knowledge/ research/ capacity development for partner countries	7	7	10	24	26%
Access to FPs for partner countries	7	2	4	13	14%
Improved research quality (joint)	3	6	3	12	13%
Access to knowledge/ research for the EU	4	3	3	10	11%
Coherence with other policies	0	0	2	2	2%
Research policy development	0	0	2	2	2%
Increasing regional cooperation	1	0	0	1	1%

Figure 7 NCP/AG/PC_Q7_Do you agree to the following statements...

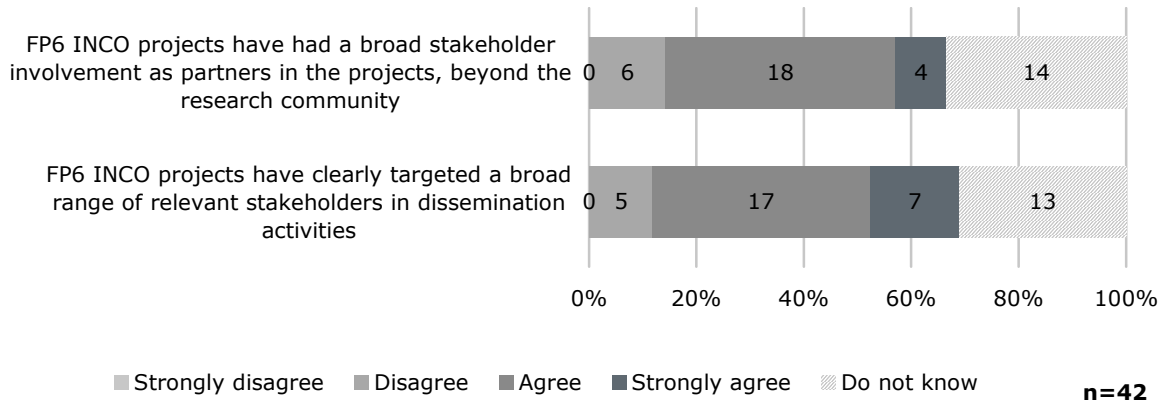


Figure 8 NCP/AG/PC_Q8/9_Do you agree to the following statements...

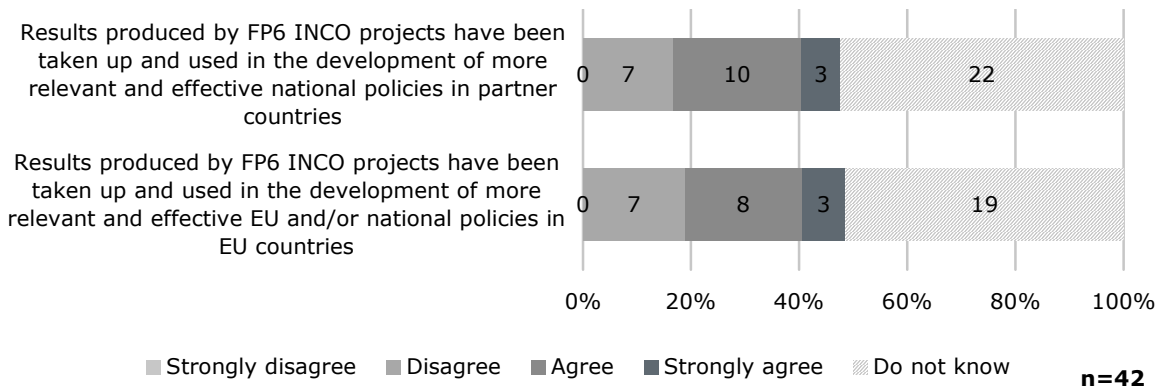


Figure 9 NCP/AG/PC_Q10_To what extent do you agree with the following statement?

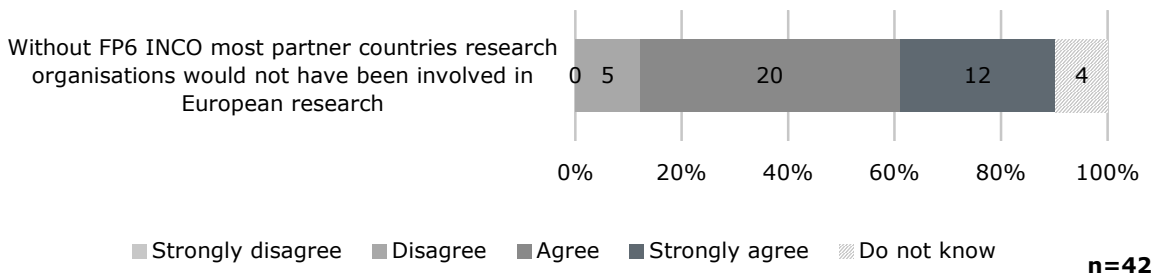


Figure 10 NCP/AG/PC_Q11_According to you, FP6 INCO has clearly...

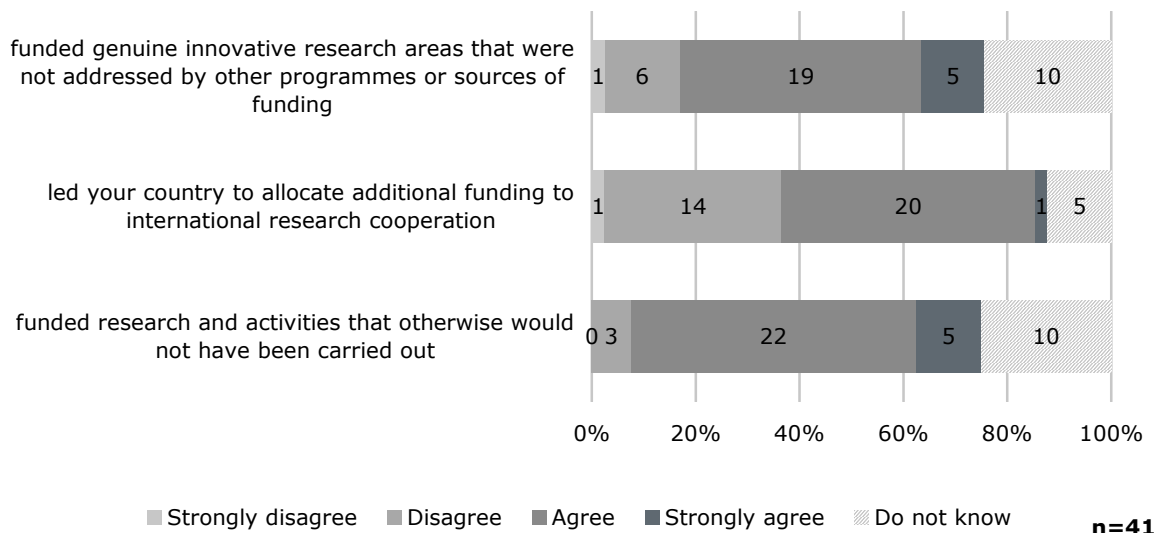


Figure 11 NCP/AG/PC_Q12_To what extent do you agree with the following statements?

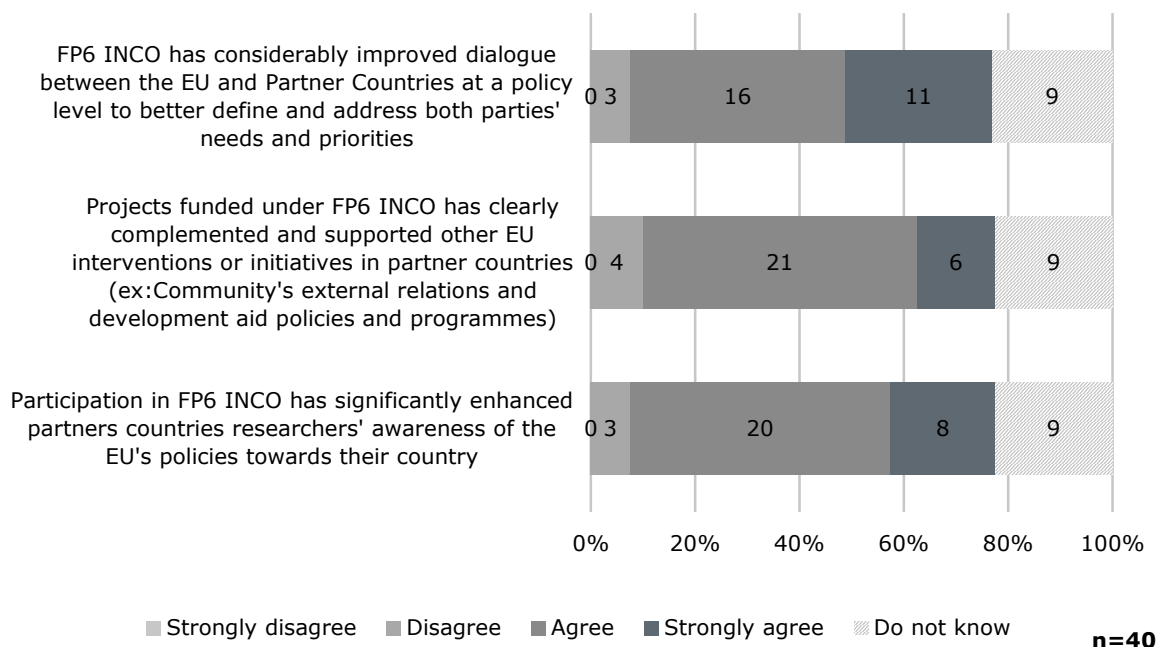
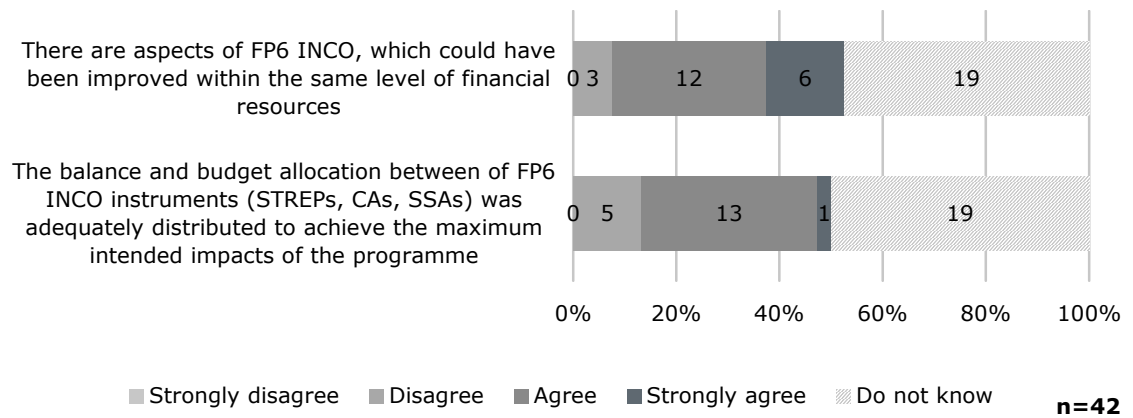


Figure 12 NCP/AG/PC_Q14/15_According to you:



2.3 **Annex 2.3 Questionnaire to National Contract Points, members of the Advisory Group and Members of the Programme Committee**

Dear Sir/Madam,

Ramboll Management and Euréval are currently evaluating the Programme "Specific measures in support of International Cooperation" under the 6th Framework Programme for Research, Development and Innovation (so-called FP6 INCO programme), under a contract with DG Research, Technology and Development.

In this context your contact details have been given to the evaluators, as being either a **National Contact Point, Member of Advisory Group** or **Member of the Programme Committee**.

To the purpose of the evaluation, the evaluation team would like to **collect your judgement on certain aspects of FP6 INCO**, by means of a confidential online survey. Your responses to the questionnaire will be an important and essential contribution to the evaluation, enabling the evaluators to draw just and valid conclusion, based on robust findings.

We therefore kindly ask you to fill in the on-line questionnaire to the best of your knowledge and opinion. As key stakeholders in FP6 INCO your feedback will contribute to assessing whether the INCO Programme has successfully reached its objectives.

Answering to the questions should not take more than 15 min. If for any reasons, you have to interrupt the filling in of the questionnaire, your answers will be automatically saved and you will be able to connect again for carrying on. It is important, however, to answer all questions and submit your answers.

To access the questionnaire, please click on the web address below. If that does not work, please copy and paste the entire web address into the address field of your browser.

URL

If you experience technical problems accessing the questionnaire, or if you do not consider yourself to be the right recipient of the email, please contact Eugénie de Naurois at the following e-mail address: inco.survey@r-m.com or phone number: +32 2 737 96 81

The deadline for participating in the survey is the **3rd of June**.

Thank you for your valuable cooperation and kind regards,

The evaluation team

1. On your involvement in INCO

Q3. Were you personally involved in FP6 INCO?

Yes, during two years or more

Yes, during less than two years

No

[page break]

2. On the achievement of INCO's objectives

Further in this questionnaire, "**partner countries**" refer to INCO targeted third countries, basically countries that are not Member States or Associated States to the Framework Programme (3rd countries include Developing countries, Mediterranean Partner countries, Western Balkan Countries or Russia and the New Independent States, as defined at the time of FP6).

Q4. According to you, FP6 INCO has led to...

Statement	Strongly disagree	Disagree	Agree	Strongly agree	Do not know
a strongly improved access for EU to knowledge and expertise necessary to tackle global problems or problems that partner countries are facing					
an improvement of the EU's international standing in the field of Research					
a high level of scientific excellence and quality in what has been produced by projects					

Q5. According to you, FP6 INCO has **clearly** led to...

Statement	Strongly disagree	Disagree	Agree	Strongly agree	Do not know
a strong and long-lasting change towards more durable cooperation between researchers in the EU and researchers in partner countries					
better ground for other joint research activities between the EU and partner countries					
improved attractiveness of partner countries' research organisations as potential partners in international research consortia					
a strengthening of partner countries' capacities in research in the targeted areas					
improvement of partner countries' ability to participate in research activities funded under FP6 Thematic Priorities and/or FP7					

[page break]

Q6. According to you, what were the main three results achieved by the FP6 INCO Programme, in order of importance?

1.
2.
3.

[page break]

3. On the up-take of projects' results

Q7. Do you agree to the following statements...

Statement	Strongly disagree	Disagree	Agree	Strongly agree	Do not know
FP6 INCO projects have had a broad					

stakeholder involvement as partners in the projects, beyond the research community					
FP6 INCO projects have clearly targeted a broad range of relevant stakeholders in dissemination activities					

[page break]

Q8.1. Do you agree to the following statement:

Statement	Strongly disagree	Disagree	Agree	Strongly agree	Do not know
Results produced by FP6 INCO projects have been taken up and used in the development of more relevant and effective national policies <u>in partner countries</u>					

Q8.2 If you agree on the last statement, can you please give an example of at least one project, which illustrates your opinion, for example in your own country??

--

Q9.1. Do you agree to the following statement:

Statement	Strongly disagree	Disagree	Agree	Strongly agree	Do not know
Results produced by FP6 INCO projects have been taken up in the development of more relevant and effective EU and/or national policies <u>in EU countries.</u>					

Q9.2. If you agree on the last statement, can you please give an example of at least one project, which illustrates your opinion, for example in your own country?

--

[page break]

4. On the added value of INCO programme

Q10. To what extent do you agree with the following statement?

Statement	Strongly disagree	Disagree	Agree	Strongly agree	Do not know
Without FP6 INCO most partner countries research organisations would not have been involved in European research					

Q11. According to you, FP6 INCO has clearly...

Statement	Strongly disagree	Disagree	Agree	Strongly agree	Do not know
funded research and activities that otherwise would not have been carried out					
led your country to allocate additional funding to international research cooperation					
funded genuine innovative research areas that were not addressed by other programmes or sources of funding					

[page break]

5. On complementarity with other EU instruments and policies

Q12. To what extent do you agree with the following statements?

Statement	Strongly disagree	Disagree	Agree	Strongly agree	Do not know
FP6 INCO has considerably improved dialogue between the EU and Partner Countries at a policy level to better define and address both parties' needs and priorities					
Projects funded under FP6 INCO has clearly complemented and supported other EU interventions or initiatives in					

partner countries (ex: Community's external relations and development aid policies and programmes)					
Participation in FP6 INCO has significantly enhanced partners countries researchers' awareness of the EU's policies towards their country					

Q13. Referring to your own experience, could you please elaborate on your answers above, by giving examples?

[page break]

6. On the programme implementation

Q14.1. According to you:

Statement	Strongly disagree	Disagree	Agree	Strongly agree	Do not know
There are aspects of FP6 INCO, which could have been improved within the same level of financial resources					

Q14.2. Please explain your last statement:

[page break]

Q15.1. According to you:

Statement	Strongly disagree	Disagree	Agree	Strongly agree	Do not know
The balance and budget allocation between of FP6 INCO instruments (STREPs,					

CAs, SSAs) was adequately distributed to achieve the maximum intended impacts of the programme					
---	--	--	--	--	--

Q15.2. Please explain your last statement:

[page break]

Q16. Could you please mention at least one example of INCO projects, which involved your country and were particularly successful, and explain why you consider it/them successful?

Thank you for your participation!

[Precoded information]

Q1. *Person role [precoded]*

Q2. *Country [precoded]*

3. Annex 3: Survey to project participants

3.1 Annex 3.1: Methodology and respondents profile

An second survey was distributed to all INCO projects (ongoing as well as concluded), targeting all participants and coordinators in the research consortia, in all 2354 respondents. The survey was sent out via e-mail, with addresses provided from the Corda database. Prior to sending out the survey, the questionnaire was piloted with a random selection of 6 respondents (participants and coordinators) gathering opinions on the clarity and relevance of questions⁷.

A selection of questions from the survey was also sent to projects with INCO country participation, funded under the Thematic Priorities, in order to create a comparison group.

3.1.1 INCO project survey

The survey was sent out on May 7th and was closed on June 5th. During the period four mail reminders were sent to non respondents. In total 721 INCO respondents completed the on-line survey, giving a response rate of approximately 32 percent. In general the distribution of responses is representative in proportion to total population. Below a few tables outline the distribution per region, role of respondent, and instruments.

⁷ Final version is attached in annex I-A

Table 13 Response rate per region (INCO)

Participant region	Respon- dents	Total Popula- tion	Percentage respon- dents
AFRICA	48	219	22%
ASIA	38	147	26%
ASSOCIATED CANDIDATE COUN- TRIES	26	97	27%
ASSOCIATED COUNTRIES TO EU	13	42	31%
CARIBBEAN	0	5	0%
COUNTRIES WITH COOPERATION AGREEMENT	3	7	43%
EUROPEAN UNION	376	1088	35%
LATIN AMERICA	55	164	34%
MEDITERRANEAN PARTNER COUN- TRIES	76	296	26%
OTHER	1	4	25%
PACIFIC	0	0	0%
RUSSIA AND THE OTHER NEW IN- DEPENDENT STATES	36	144	25%
WESTERN BALKAN COUNTRIES	49	141	35%
Total	721	2354	31%

Table 14 Response rate per role of respondent (INCO)

Role of respondent	Respondents	Total Population	Percentage respondents
Coordinator	169	358	47%
Participant	552	1996	28%
Total	721	2354	31%

Table 15 Response rate per instrument (INCO)

Instrument	Respondents	Total Population	Percentage respondents
STREP	426	1226	35%
CA	93	382	24%
SSA	202	746	27%
Total	721	2354	31%

Given the rather fair distribution of respondents to the survey on different variables, as presented in tables above, our assessment is that the survey results can be considered as reliable and representative. In order to cross check this assumption a limited number of short interviews will be conducted with non-respondents, in order to assess the reasons for non responses (the analysis will be provided in final report).

3.1.2 Comparison survey to Projects in the Thematic Priorities

The comparison survey was completed by 142 respondents out of the in total 602 respondents. This amounts to a response rate of approximately 24 percent, which corresponds well to the response rate of the survey directed to INCO projects. Below a few tables outline the distribution per region, role of respondent, and instruments.

Table 16 Response rate per region (Thematic Priorities)

Participant region	Respondents	Total population	Percentage respondents
AFRICA	3	23	13%
ASIA	6	52	12%
ASSOCIATED CANDIDATE COUNTRIES	3	21	14%
ASSOCIATED COUNTRIES TO EU	11	33	33%
CARIBBEAN	0	0	0%
COUNTRIES WITH COOPERATION AGREEMENT	3	4	75%
EUROPEAN UNION	88	345	26%
LATIN AMERICA	12	66	18%
MEDITERRANEAN PARTNER COUNTRIES	3	15	20%
OTHER	1	1	100%
PACIFIC	0	0	0%
RUSSIA AND THE OTHER NEW INDEPENDENT STATES	6	26	23%
WESTERN BALKAN COUNTRIES	6	16	38%
Total	142	602	24%

Table 17 Response rate per role (Thematic Priorities)

Participant role	Respondents	Total population	Percentage respondents
Coordinator	30	59	51%
Participant	112	543	21%
Total	142	602	24%

Table 18 Response rate per instrument (Thematic Priorities)

Instrument	Respondents	Total population	Percentage respondents
STREP	53	194	27%
CA	11	98	11%
SSA	78	310	25%
Total	142	602	24%

The response rates in the comparison survey are less representative than the INCO survey, in particular relating to regions and instruments. The sample of the comparison group is also smaller from the beginning, with for example only 23 respondents from African countries, as opposed to INCO where the total sample from African countries amount to 219 respondents. This means that comparisons should not be disaggregated according to regions, but need to be undertaken at an aggregate level and at the EU level.

3.2 Annex 3.2: Participants to INCO projects

Figure 19 INCO projects_Q5_Referring to the implementation of your EU-funded project(s), do you agree with the following statements?

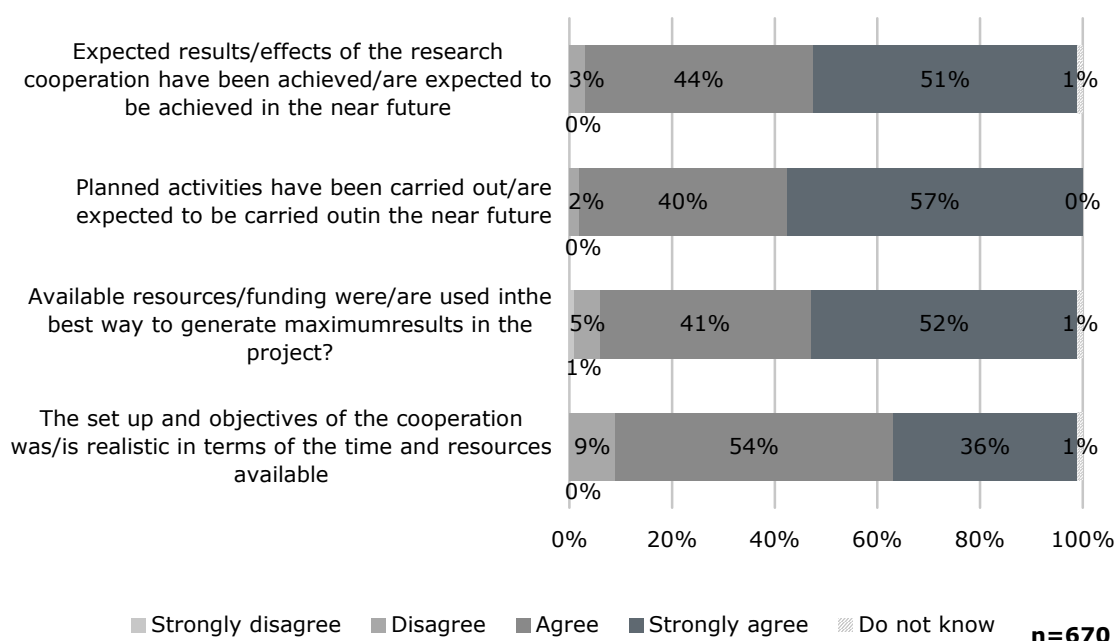


Figure 20 INCO projects_Q6_According to you, your project has clearly led/will clearly lead to....

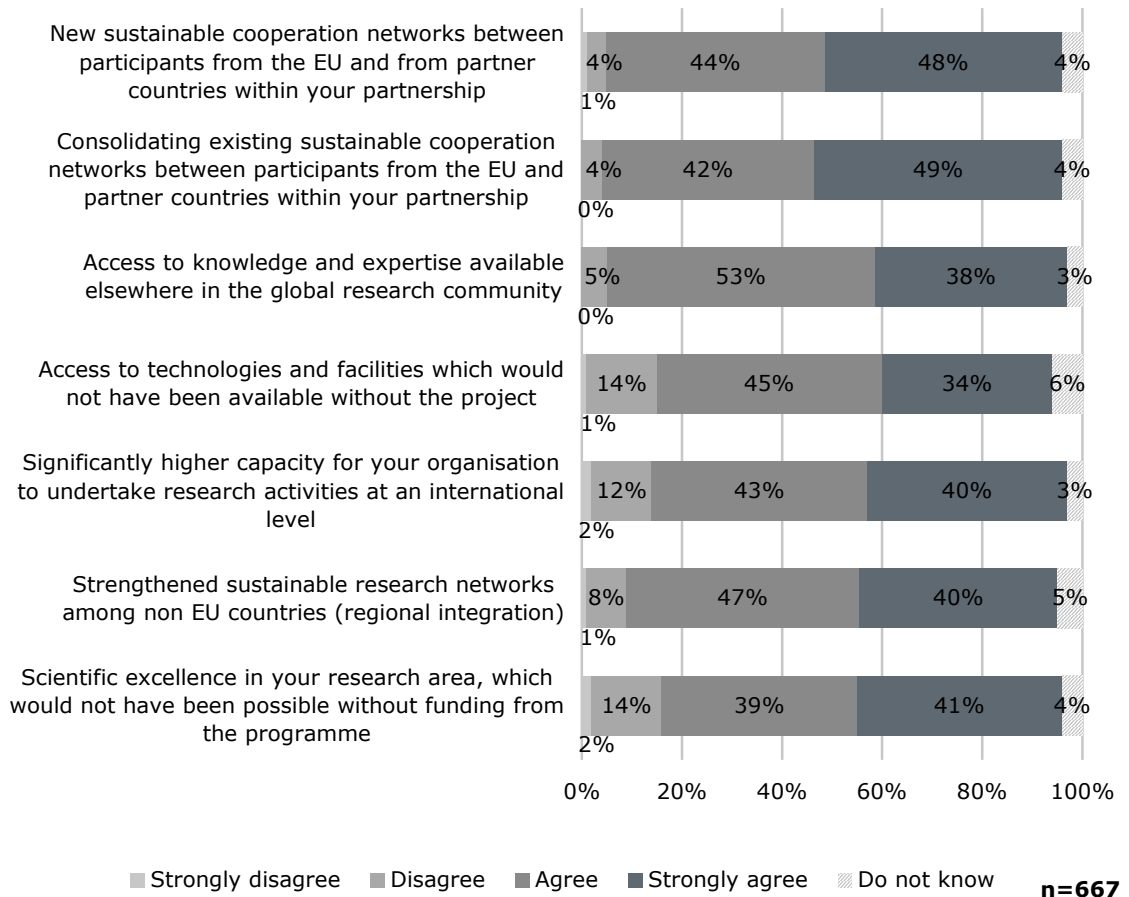


Figure 21 INCO projects_Q7_Please rate to what extent you agree with the following statements on your EU-funded project:

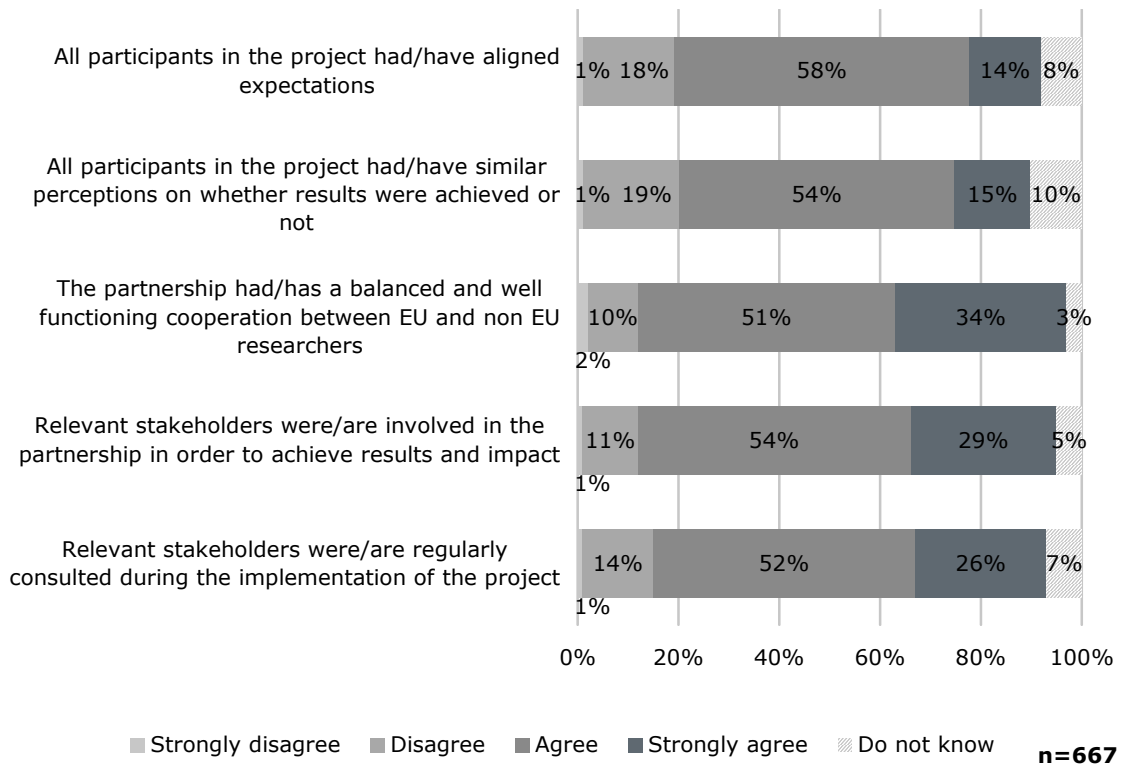


Figure 22 INCO PROJECTS_Q8_According to you, the project succeeded in...

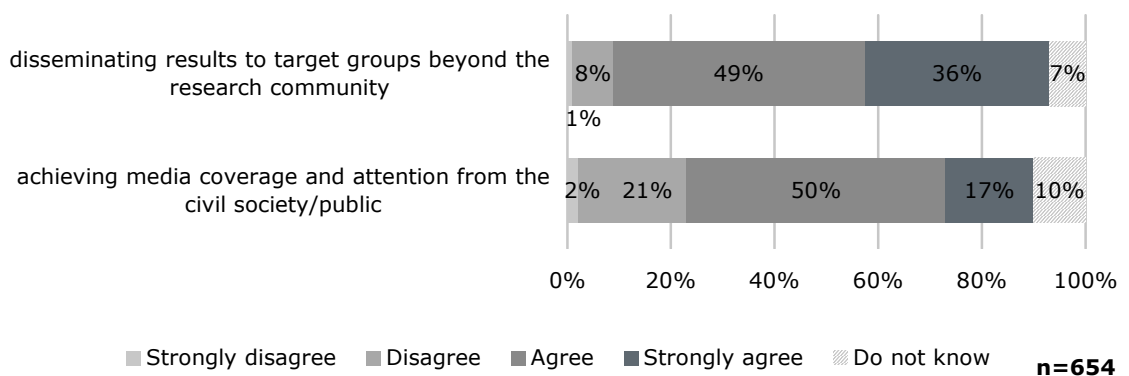


Figure 23 INCO projects_Q9_According to you, your project has contributed to:

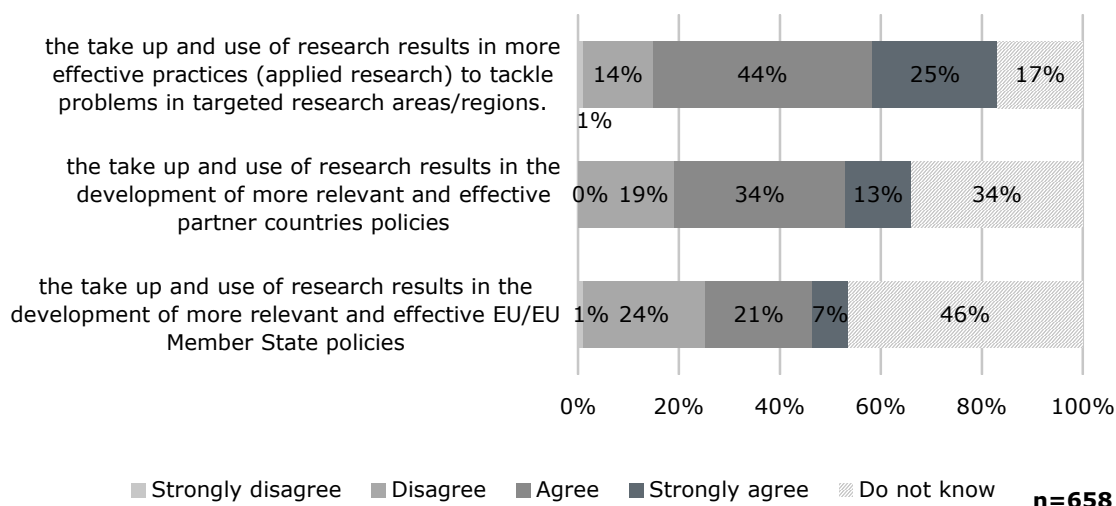


Figure 24 INCO projects_Q10_Please rate to what extent you agree with the following statements:

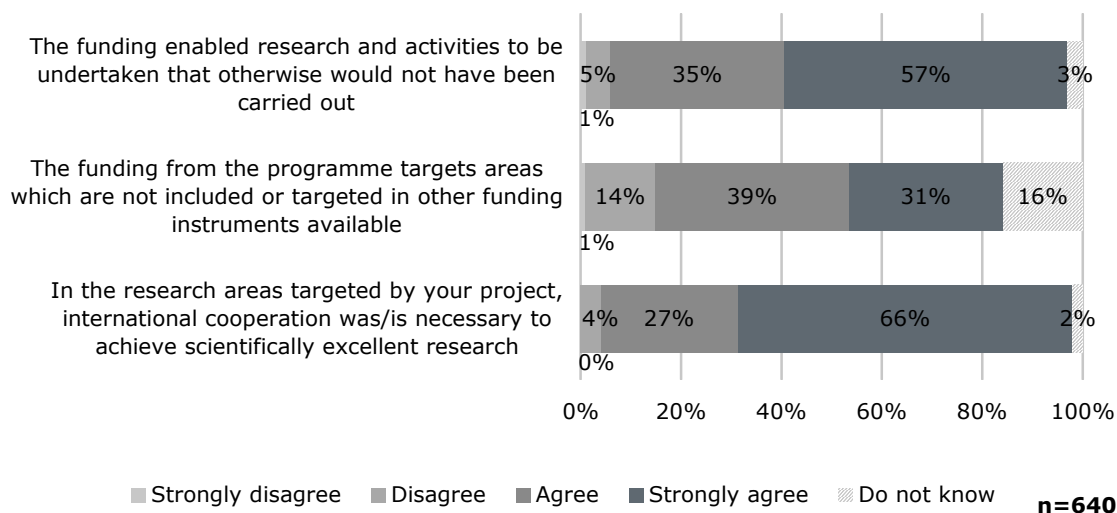


Figure 25 INCO projects_Q11_According to you, taking part in the EU-funded project has offered opportunities to:

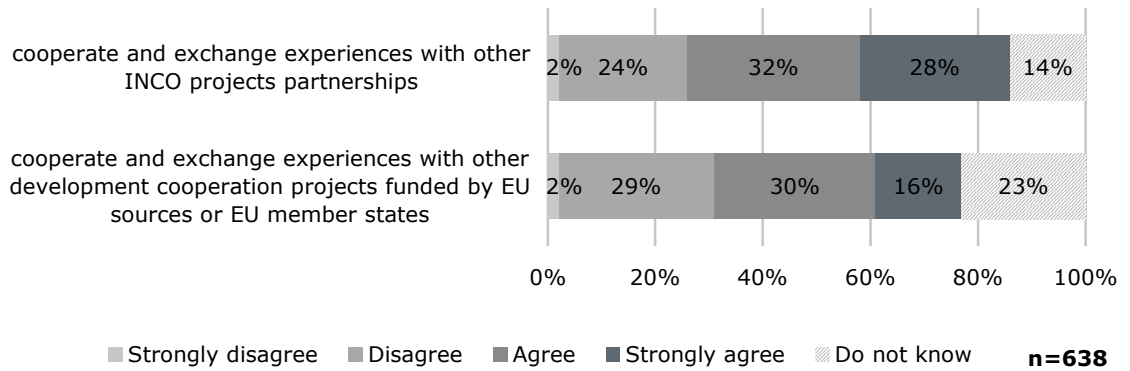


Figure 26 INCO projects_Q12_Please rate to what extent you agree with the following statement:

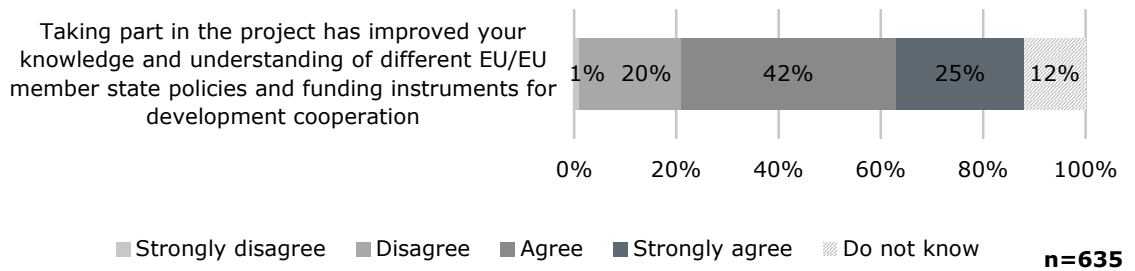


Figure 27 INCO projects_Q13_During the planning and implementation of the project, did you receive any support and advice from the following:

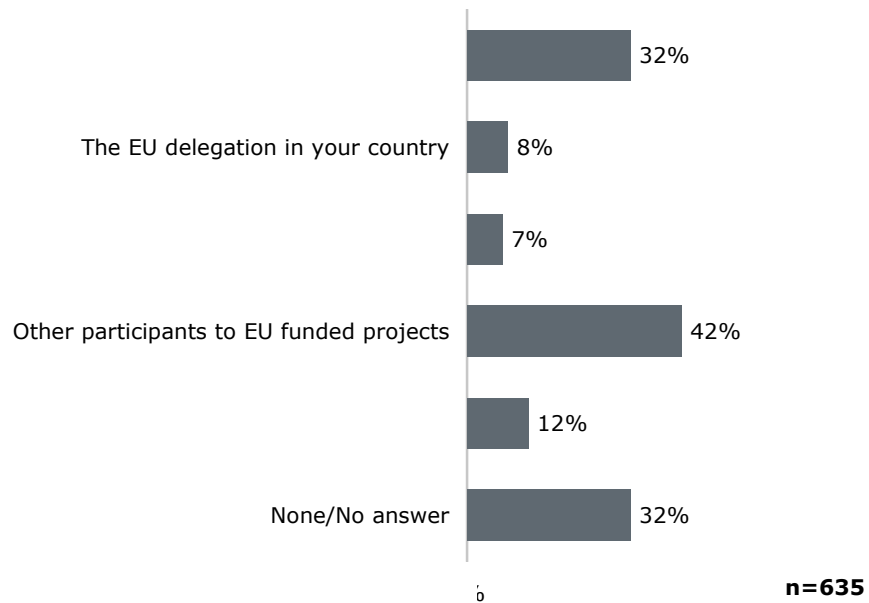


Figure 28 INCO projects_Q14_Have you participated in:




Figure 29 INCO projects_Q15/16_You and your research team/organisation

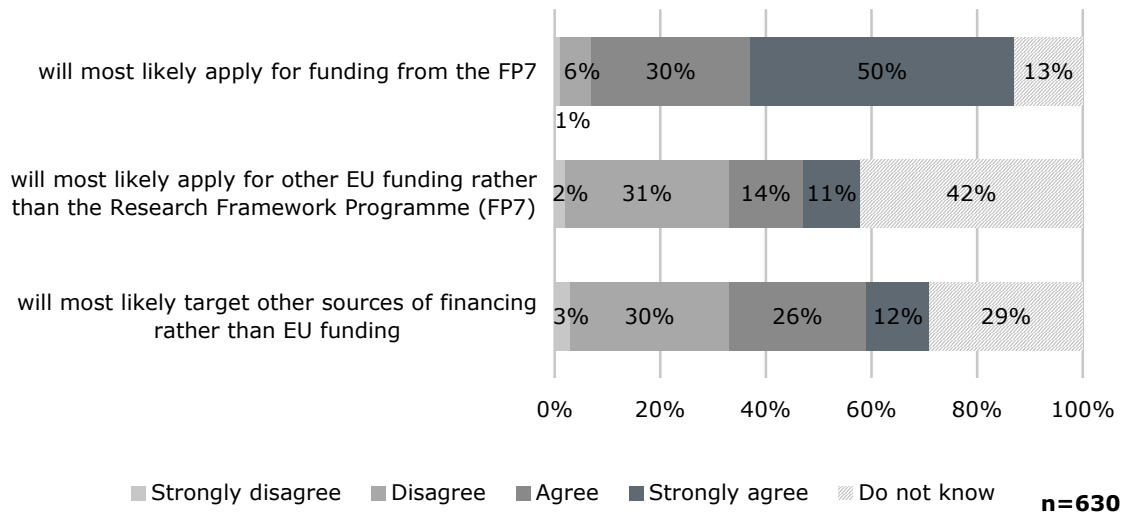
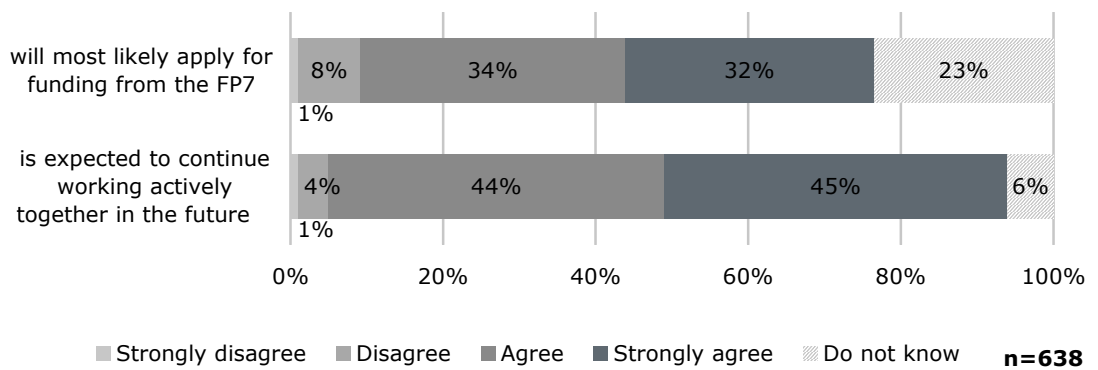


Figure 30 INCO projects_Q17_The partnership built under the project:



3.3 Annex 3.3: Comparison - participants to INCO vs. participants to Thematic Priorities

Table 31 INCO/TP projects_Q6_ According to you, your project has clearly led/will clearly lead to....

		Strongly disagree	Disagree	Agree	Strongly agree	Do not know
new sustainable cooperation networks between participants from the EU and from partner countries within your partnership	INCO	1%	4%	44%	48%	4%
	Thematic Priorities	2%	4%	43%	52%	0%
consolidating existing sustainable cooperation networks between participants from the EU and partner countries within your partnership	INCO	0%	4%	42%	49%	4%
	Thematic Priorities	1%	7%	48%	41%	3%
access to knowledge and expertise available elsewhere in the global research community	INCO	1%	5%	53%	38%	3%
	Thematic Priorities	2%	9%	50%	40%	0%
access to technologies and facilities which would not have been available without the project	INCO	1%	14%	45%	34%	6%
	Thematic Priorities	2%	22%	39%	31%	6%
significantly higher capacity for your organization to undertake research activities at an international level	INCO	2%	13%	43%	40%	3%
	Thematic Priorities	4%	14%	46%	33%	3%
strengthened sustainable research networks among nonEU countries (regional integration)	INCO	1%	8%	47%	40%	5%
	Thematic Priorities	2%	9%	50%	31%	8%
scientific excellence in your research area, which would not have been possible without funding from the programme	INCO	2%	14%	39%	41%	4%
	Thematic Priorities	5%	17%	38%	36%	4%

n = 667 (INCO) 136 (Thematic Priorities)

Table 32 INCO/TP projects_Q7_Please rate to what extent you agree with the following statements on your EU-funded project:

		Strongly disagree	Disagree	Agree	Strongly agree	Do not know
All participants in the project had/have aligned expectations	INCO	1%	18%	58%	14%	8%
	Thematic Priorities	3%	20%	53%	18%	6%
All participants in the project had/have similar perceptions on whether results were achieved or not	INCO	1%	19%	54%	15%	10%
	Thematic Priorities	3%	17%	63%	11%	6%
The partnership had/has a balanced and well functioning cooperation between EU and non EU researchers	INCO	2%	11%	51%	34%	3%
	Thematic Priorities	3%	18%	46%	28%	5%
Relevant stakeholders were/are involved in the partnership in order to achieve results and impact	INCO	1%	11%	54%	29%	5%
	Thematic Priorities	1%	15%	46%	34%	5%
Relevant stakeholders were/are regularly consulted during the implementation of the project	INCO	1%	14%	52%	26%	7%
	Thematic Priorities	3%	12%	48%	29%	8%

n = 667 (INCO) 134 (Thematic Priorities)

Table 33 INCO/TP projects_Q8_According to you, the project succeeded in...

		Strongly disagree	Disagree	Agree	Strongly agree	Do not know
disseminating results to target groups beyond the research community	INCO	1%	8%	49%	36%	7%
	Thematic Priorities	2%	11%	45%	34%	9%
achieving media coverage and attention from the civil society/public	INCO	2%	21%	50%	17%	10%
	Thematic Priorities	3%	28%	40%	15%	15%

n = 654 (INCO) 130 (Thematic Priorities)

Table 34 INCO/TP projects_Q9_According to you, your project has contributed to:

		Strongly disagree	Disagree	Agree	Strongly agree	Do not know
the take up and use of research results in more effective practices (applied research) to tackle problems in targeted research areas/regions.	INCO	1%	14%	44%	25%	17%
	Thematic Priorities	2%	14%	52%	27%	5%
the take up and use of research results in the development of more relevant and effective partner countries policies	INCO	1%	19%	34%	13%	34%
	Thematic Priorities	2%	18%	44%	17%	20%
the take up and use of research results in the development of more relevant and effective EU/EU Member State policies	INCO	1%	25%	21%	7%	46%
	Thematic Priorities	5%	18%	35%	12%	30%

n = 658 (INCO) 132 (Thematic Priorities)

Table 35 INCO/TP projects_Q10_Please rate to what extent you agree with the following statements:

		Strongly disagree	Disagree	Agree	Strongly agree	Do not know
The funding enabled research and activities to be undertaken that otherwise would not have been carried out	INCO	1%	5%	35%	57%	3%
	Thematic Priorities	2%	7%	32%	58%	2%
The funding from the programme targets areas which are not included or targeted in other funding instruments available	INCO	1%	14%	39%	31%	16%
	Thematic Priorities	2%	20%	39%	24%	16%
In the research areas targeted by your project, international cooperation was/is necessary to achieve scientifically excellent research	INCO	1%	4%	27%	66%	3%
	Thematic Priorities	1%	3%	21%	72%	3%

n = 645 (INCO) 133 (Thematic Priorities)

Table 36 INCO/TP projects_Q12_Please rate to what extent you agree with the following statement:

		Strongly disagree	Disagree	Agree	Strongly agree	Do not know
Taking part in the project has improved your knowledge and understanding of different EU/EU member state policies and funding instruments for development cooperation	INCO	1%	20%	42%	25%	12%
	Thematic Priorities	2%	8%	42%	43%	5%

n = 635 (INCO) 133 (Thematic Priorities)

Table 37 INCO/TP projects_Q15/16_You and your research team/organisation

		Strongly disagree	Disagree	Agree	Strongly agree	Do not know
will most likely apply for funding from the FP7	INCO	1%	6%	30%	51%	13%
	Thematic Priorities	2%	5%	22%	65%	6%
will most likely apply for other EU funding rather than the Research Framework Programme (FP7)	INCO	2%	31%	14%	11%	42%
	Thematic Priorities	8%	35%	16%	16%	25%
will most likely target other sources of financing rather than EU funding	INCO	3%	30%	26%	12%	29%
	Thematic Priorities	10%	28%	24%	20%	18%

n = 630 (INCO) 132 (Thematic Priorities)

3.4 **Annex 3.4: Comparison - participants to INCO from INCO countries vs. participants to INCO from the EU⁸**

Table 38 INCO projects_Q5_Referring to the implementation of your EU-funded project(s), do you agree with the following statements?

		Strongly disagree	Disagree	Agree	Strongly agree	Do not know
Expected results/effects of the re-search cooperation have been achieved/are expected to be achieved in the near future	INCO COUNTRIES	0%	1%	46%	51%	1%
	EUROPEAN UNION	1%	5%	45%	49%	1%
Planned activities have been carried out/are expected to be carried out in the near future	INCO COUNTRIES	0%	1%	43%	55%	0%
	EUROPEAN UNION	0%	3%	40%	57%	0%
Available resources/funding were/are used in the best way to generate maximum results in the project?	INCO COUNTRIES	0%	5%	40%	53%	2%
	EUROPEAN UNION	1%	5%	42%	52%	0%
The set up and objectives of the cooperation was/is realistic in terms of the time and resources available	INCO COUNTRIES	0%	7%	53%	37%	1%
	EUROPEAN UNION	0%	11%	55%	34%	0%

n = 276 (INCO Countries) 353 (European Union)

⁸ INCO Countries = Africa, Asia, Caribbean, Latin America, Mediterranean Partner Countries, Pacific, Russia And The Other New Independent States, Western Balkan Countries
European Union = EU25

The present analysis excludes participants from the following categories: Associated Candidate Countries (RO, HU and TU at the time of INCO), Associated Countries to EU, Countries with Cooperation Agreement

Table 39 INCO projects_Q6_According to you, your project has clearly led/will clearly lead to...

		Strongly disagree	Disagree	Agree	Strongly agree	Do not know
New sustainable cooperation networks between participants from the EU and from partner countries within your partnership	INCO COUNTRIES	1%	4%	41%	51%	3%
	EUROPEAN UNION	0%	4%	46%	45%	4%
Consolidating existing sustainable cooperation networks between participants from the EU and partner countries within your partnership	INCO COUNTRIES	1%	3%	40%	54%	3%
	EUROPEAN UNION	0%	5%	44%	45%	5%
access to knowledge and expertise available elsewhere in the global research community	INCO COUNTRIES	1%	3%	50%	43%	3%
	EUROPEAN UNION	0%	7%	56%	33%	3%
access to technologies and facilities which would not have been available without the project	INCO COUNTRIES	1%	13%	44%	36%	5%
	EUROPEAN UNION	1%	16%	47%	30%	6%
significantly higher capacity for your organisation to undertake research activities at an international level	INCO COUNTRIES	1%	7%	43%	48%	1%
	EUROPEAN UNION	2%	17%	44%	34%	3%
strengthened sustainable research networks among non EU countries (regional integration)	INCO COUNTRIES	1%	9%	46%	40%	4%
	EUROPEAN UNION	1%	7%	48%	40%	5%
scientific excellence in your research area, which would not have been possible without funding from the programme	INCO COUNTRIES	1%	12%	35%	47%	4%
	EUROPEAN UNION	2%	15%	42%	37%	5%

n = 275 (INCO Countries) 352 (European Union)

Table 40 INCO projects_Q7_Please rate to what extent you agree with the following statements on your EU-funded project:

		Strongly disagree	Disagree	Agree	Strongly agree	Do not know
All participants in the project had/have aligned expectations	INCO COUNTRIES	1%	15%	57%	17%	10%
	EUROPEAN UNION	1%	21%	59%	13%	7%
All participants in the project had/have similar perceptions on whether results were achieved or not	INCO COUNTRIES	1%	20%	51%	16%	12%
	EUROPEAN UNION	2%	19%	56%	15%	9%
The partnership had/has a balanced and well functioning cooperation between EU and non EU researchers	INCO COUNTRIES	1%	11%	50%	37%	2%
	EUROPEAN UNION	3%	11%	51%	33%	3%
Relevant stakeholders were/are involved in the partnership in order to achieve results and impact	INCO COUNTRIES	0%	11%	56%	28%	5%
	EUROPEAN UNION	1%	11%	54%	29%	5%
Relevant stakeholders were/are regularly consulted during the implementation of the project	INCO COUNTRIES	1%	15%	54%	24%	7%
	EUROPEAN UNION	1%	12%	51%	29%	7%

n = 274 (INCO Countries) 352 (European Union)

Table 41 INCO projects_Q8_According to you, the project succeeded in...

		Strongly disagree	Disagree	Agree	Strongly agree	Do not know
disseminating results to target groups beyond the research community	INCO COUNTRIES	1%	8%	49%	34%	8%
	EUROPEAN UNION	1%	9%	50%	35%	6%
achieving media coverage and attention from the civil society/public	INCO COUNTRIES	2%	25%	50%	16%	7%
	EUROPEAN UNION	3%	20%	48%	18%	12%

n = 265 (INCO Countries) 349 (European Union)

Table 42 INCO projects_Q9_According to you, your project has contributed to:

		Strongly disagree	Disagree	Agree	Strongly agree	Do not know
the take up and use of research results in more effective practices (applied research) to tackle problems in targeted research areas/regions	INCO COUNTRIES	0%	13%	47%	27%	13%
	EUROPEAN UNION	1%	15%	42%	23%	19%
the take up and use of research results in the development of more relevant and effective partner countries policies	INCO COUNTRIES	0%	18%	32%	14%	35%
	EUROPEAN UNION	1%	21%	34%	12%	32%
the take up and use of research results in the development of more relevant and effective EU/EU Member State policies	INCO COUNTRIES	0%	16%	18%	7%	59%
	EUROPEAN UNION	2%	31%	23%	7%	37%

n = 266 (INCO Countries) 351 (European Union)

Table 43 INCO projects_Q10_Please rate to what extent you agree with the following statements:

		Strongly disagree	Disagree	Agree	Strongly agree	Do not know
The funding enabled research and activities to be undertaken that otherwise would not have been carried out	INCO COUNTRIES	0%	6%	38%	53%	3%
	EUROPEAN UNION	1%	3%	34%	61%	2%
The funding from the programme targets areas which are not included or targeted in other funding instruments available	INCO COUNTRIES	2%	15%	40%	25%	18%
	EUROPEAN UNION	0%	13%	36%	37%	14%
In the research areas targeted by your project, international cooperation was/is necessary to achieve scientifically excellent research	INCO COUNTRIES	0%	3%	32%	63%	2%
	EUROPEAN UNION	1%	3%	25%	69%	3%

n = 260 (INCO Countries) 344 (European Union)

Table 44 INCO projects_Q11_According to you, taking part in the EU-funded project has offered opportunities to:

		Strongly disagree	Disagree	Agree	Strongly agree	Do not know
cooperate and exchange experiences with other INCO projects partnerships	INCO COUNTRIES	1%	14%	34%	37%	15%
	EUROPEAN UNION	3%	31%	30%	22%	14%
cooperate and exchange experiences with other development cooperation projects funded by EU sources or EU member states	INCO COUNTRIES	1%	22%	27%	19%	30%
	EUROPEAN UNION	2%	35%	31%	13%	19%

n = 256 (INCO Countries) 341 (European Union)

Table 45 INCO projects_Q12_Please rate to what extent you agree with the following statement:

		Strongly disagree	Disagree	Agree	Strongly agree	Do not know
Taking part in the project has improved your knowledge and understanding of different EU/EU member state policies and funding instruments for development cooperation	INCO COUNTRIES	1%	11%	49%	30%	9%
	EUROPEAN UNION	1%	26%	37%	21%	14%

n = 253 (INCO Countries) 341 (European Union)

Table 46 INCO projects_Q13_During the planning and implementation of the project, did you receive any support and advice from the following:

	INCO COUNTRIES	EUROPEAN UNION
The National Contact Points	45%	49%
The EU delegation in your country	14%	9%
An EU agency (specify)	4%	14%
Other participants to EU funded projects	62%	62%
Other international cooperation partnerships and networks between the EU and partner countries (specify)	16%	21%
Total	75%	61%

n = 253 (INCO Countries) 341 (European Union)

Table 47 INCO projects_Q14_Have you participated in:

	INCO COUNTRIES	EUROPEAN UNION
FP4 INCO (1994-1998)	8%	19%
FP5 INCO (1998-2002)	23%	36%
FP6 Thematic Priorities(2002-2006)	14%	27%
International cooperation funded by the EU outside the Framework Programme for research	16%	19%
Other international cooperation in research (not funded by the EU)	47%	51%

n = 253 (INCO Countries) 341 (European Union)

Table 48 INCO projects_Q15/16_You and your research team/organisation:

		Strongly disagree	Disagree	Agree	Strongly agree	Do not know
will most likely apply for funding from the FP7	INCO COUNTRIES	1%	4%	37%	43%	16%
	EUROPEAN UNION	1%	7%	25%	56%	11%
will most likely apply for other EU funding rather than the Research Framework Programme (FP7)	INCO COUNTRIES	0%	25%	14%	10%	51%
	EUROPEAN UNION	3%	36%	13%	12%	35%
will most likely target other sources of financing rather than EU funding	INCO COUNTRIES	2%	31%	25%	6%	36%
	EUROPEAN UNION	4%	28%	27%	17%	23%

n = 251 (INCO Countries) 340 (European Union)

Table 49 INCO projects_Q17_The partnership built under the project:

		Strongly disagree	Disagree	Agree	Strongly agree	Do not know
is expected to continue working actively together in the future	INCO COUNTRIES	0%	2%	41%	52%	5%
	EUROPEAN UNION	1%	5%	46%	40%	7%
will most likely apply for funding from the FP7	INCO COUNTRIES	1%	6%	34%	39%	19%
	EUROPEAN UNION	2%	10%	34%	27%	27%

n = 243 (INCO Countries) 331 (European Union)

3.5 Annex 3.5: Comparison - participants to INCO from INCO countries vs. participants to Thematic Priorities from INCO Countries

Table 50 INCO/TP projects_Q6_According to you, your project has clearly led/will clearly lead to....

		Strongly disagree	Disagree	Agree	Strongly agree	Do not know
new sustainable cooperation networks between participants from the EU and from partner countries within your partnership	INCO	1%	4%	41%	51%	3%
	Thematic priorities	6%	3%	50%	41%	0%
consolidating existing sustainable cooperation networks between participants from the EU and partner countries within your partnership	INCO	1%	3%	40%	54%	3%
	Thematic priorities	3%	9%	53%	29%	6%
access to knowledge and expertise available elsewhere in the global research community	INCO	1%	3%	50%	43%	3%
	Thematic priorities	3%	6%	56%	35%	0%
access to technologies and facilities which would not have been available without the project	INCO	1%	13%	44%	36%	5%
	Thematic priorities	6%	24%	32%	35%	3%
significantly higher capacity for your organization to undertake research activities at an international level	INCO	1%	7%	43%	48%	1%
	Thematic priorities	3%	9%	39%	48%	0%
strengthened sustainable research networks among nonEU countries (regional integration)	INCO	1%	9%	46%	40%	4%
	Thematic priorities	3%	3%	56%	32%	6%
scientific excellence in your research area, which would not have been possible without funding from the programme	INCO	1%	12%	35%	47%	4%
	Thematic priorities	12%	21%	35%	32%	0%

n =276 (INCO) 34 (Thematic Priorities)

Table 51 INCO/TP projects_Q7_Please rate to what extent you agree with the following statements on your EU-funded project:

		Strongly disagree	Disagree	Agree	Strongly agree	Do not know
All participants in the project had/have aligned expectations	INCO	1%	15%	57%	17%	10%
	Thematic priorities	6%	24%	50%	15%	6%
All participants in the project had/have similar perceptions on whether results were achieved or not	INCO	1%	20%	51%	16%	12%
	Thematic priorities	6%	18%	53%	9%	15%
The partnership had/has a balanced and well functioning cooperation between EU and non EU researchers	INCO	1%	11%	50%	37%	2%
	Thematic priorities	6%	18%	53%	18%	6%
Relevant stakeholders were/are involved in the partnership in order to achieve results and impact	INCO	0%	11%	56%	28%	5%
	Thematic priorities	3%	18%	47%	24%	9%
Relevant stakeholders were/are regularly consulted during the implementation of the project	INCO	1%	15%	54%	24%	7%
	Thematic priorities	9%	9%	50%	21%	12%

n = 274 (INCO) 34 (Thematic Priorities)

Table 52 INCO/TP projects_Q8_According to you, the project succeeded in...

		Strongly disagree	Disagree	Agree	Strongly agree	Do not know
disseminating results to target groups beyond the research community	INCO	1%	8%	49%	34%	8%
	Thematic priorities	3%	9%	52%	24%	12%
achieving media coverage and attention from the civil society/public	INCO	2%	25%	50%	16%	7%
	Thematic priorities	9%	21%	36%	12%	21%

n = 265 (INCO) 33 (Thematic Priorities)

Table 53 INCO/TP projects_Q9_According to you, your project has contributed to:

		Strongly disagree	Disagree	Agree	Strongly agree	Do not know
the take up and use of research results in more effective practices (applied research) to tackle problems in targeted research areas/regions.	INCO	0%	13%	47%	27%	13%
	Thematic priorities	6%	24%	41%	24%	6%
the take up and use of research results in the development of more relevant and effective partner countries policies	INCO	0%	18%	32%	14%	35%
	Thematic priorities	3%	27%	39%	15%	15%
the take up and use of research results in the development of more relevant and effective EU/EU Member State policies	INCO	0%	16%	18%	7%	59%
	Thematic priorities	9%	9%	33%	6%	42%

n = 266 (INCO) 34 (Thematic Priorities)

Table 54 INCO/TP projects_Q10_Please rate to what extent you agree with the following statements:

		Strongly disagree	Disagree	Agree	Strongly agree	Do not know
The funding enabled research and activities to be undertaken that otherwise would not have been carried out	INCO	0%	6%	38%	53%	3%
	Thematic priorities	3%	15%	44%	38%	0%
The funding from the programme targets areas which are not included or targeted in other funding instruments available	INCO	2%	15%	40%	25%	18%
	Thematic priorities	0%	18%	26%	29%	26%
In the research areas targeted by your project, international cooperation was/is necessary to achieve scientifically excellent research	INCO	0%	3%	32%	63%	2%
	Thematic priorities	0%	0%	29%	68%	3%

n = 260 (INCO) 34 (Thematic Priorities)

Table 55 INCO/TP projects_Q12_Please rate to what extent you agree with the following statement:

		Strongly disagree	Disagree	Agree	Strongly agree	Do not know
Taking part in the project has improved your knowledge and understanding of different EU/EU member state policies and funding instruments for development cooperation	INCO	1%	11%	49%	30%	9%
	Thematic priorities	3%	9%	35%	53%	0%

n = 253 (INCO) 34 (Thematic Priorities)

Table 56 INCO/TP projects_Q15/16_You and your research team/organisation

		Strongly disagree	Disagree	Agree	Strongly agree	Do not know
will most likely apply for funding from the FP7	INCO	1%	4%	37%	43%	16%
	Thematic priorities	3%	3%	24%	67%	3%
will most likely apply for other EU funding rather than the Research Framework Programme (FP7)	INCO	0%	25%	14%	10%	51%
	Thematic priorities	12%	30%	12%	9%	36%
will most likely target other sources of financing rather than EU funding	INCO	2%	31%	25%	6%	36%
	Thematic priorities	15%	27%	30%	6%	21%

n = 251 (INCO) 33 (Thematic Priorities)

3.6 Annex 3.6: Comparison - participants to INCO from the EU vs. participants to Thematic Priorities from the EU

Table 57 INCO/TP projects_Q6_ According to you, your project has clearly led/will clearly lead to...

		Strongly disagree	Disagree	Agree	Strongly agree	Do not know
new sustainable cooperation networks between participants from the EU and from partner countries within your partnership	INCO	0%	4%	46%	45%	4%
	Thematic priorities	0%	4%	40%	57%	0%
consolidating existing sustainable cooperation networks between participants from the EU and partner countries within your partnership	INCO	0%	5%	44%	45%	5%
	Thematic priorities	0%	5%	51%	42%	2%
access to knowledge and expertise available elsewhere in the global research community	INCO	0%	7%	56%	33%	3%
	Thematic priorities	1%	8%	53%	38%	0%
access to technologies and facilities which would not have been available without the project	INCO	1%	16%	47%	30%	6%
	Thematic priorities	1%	21%	45%	27%	7%
significantly higher capacity for your organization to undertake research activities at an international level	INCO	2%	17%	44%	34%	3%
	Thematic priorities	4%	13%	52%	27%	5%
strengthened sustainable research networks among nonEU countries (regional integration)	INCO	1%	7%	48%	40%	5%
	Thematic priorities	2%	10%	49%	30%	8%
scientific excellence in your research area, which would not have been possible without funding from the programme	INCO	2%	15%	42%	37%	5%
	Thematic priorities	4%	14%	37%	39%	6%

n = 352 (INCO) 85 (Thematic Priorities)

Table 58 INCO/TP projects_Q7_Please rate to what extent you agree with the following statements on your EU-funded project:

		Strongly disagree	Disagree	Agree	Strongly agree	Do not know
All participants in the project had/have aligned expectations	INCO	1%	21%	59%	13%	7%
	Thematic priorities	2%	20%	56%	17%	5%
All participants in the project had/have similar perceptions on whether results were achieved or not	INCO	2%	19%	56%	15%	9%
	Thematic priorities	2%	18%	68%	10%	2%
The partnership had/has a balanced and well functioning cooperation between EU and non EU researchers	INCO	3%	11%	51%	33%	3%
	Thematic priorities	3%	19%	43%	31%	5%
Relevant stakeholders were/are involved in the partnership in order to achieve results and impact	INCO	1%	11%	54%	29%	5%
	Thematic priorities	0%	15%	46%	35%	5%
Relevant stakeholders were/are regularly consulted during the implementation of the project	INCO	1%	12%	51%	29%	7%
	Thematic priorities	1%	15%	47%	30%	7%

n = 352 (INCO) 84 (Thematic Priorities)

Table 59 INCO/TP projects_Q8_According to you, the project succeeded in...

		Strongly disagree	Disagree	Agree	Strongly agree	Do not know
disseminating results to target groups beyond the research community	INCO	1%	9%	50%	35%	6%
	Thematic priorities	1%	13%	41%	38%	8%
achieving media coverage and attention from the civil society/public	INCO	3%	20%	48%	18%	12%
	Thematic priorities	1%	31%	38%	16%	14%

n = 265 (INCO) 81 (Thematic Priorities)

Table 60 INCO/TP projects_Q9_According to you, your project has contributed to:

		Strongly disagree	Disagree	Agree	Strongly agree	Do not know
the take up and use of research results in more effective practices (applied research) to tackle problems in targeted research areas/regions.	INCO	1%	15%	42%	23%	19%
	Thematic priorities	1%	10%	55%	29%	5%
the take up and use of research results in the development of more relevant and effective partner countries policies	INCO	1%	21%	34%	12%	32%
	Thematic priorities	1%	14%	46%	18%	22%
the take up and use of research results in the development of more relevant and effective EU/EU Member State policies	INCO	2%	31%	23%	7%	37%
	Thematic priorities	4%	22%	39%	12%	24%

n = 266 (INCO) 83 (Thematic Priorities)

Table 61 INCO/TP projects_Q10_Please rate to what extent you agree with the following statements:

		Strongly disagree	Disagree	Agree	Strongly agree	Do not know
The funding enabled research and activities to be undertaken that otherwise would not have been carried out	INCO	1%	3%	34%	61%	2%
	Thematic priorities	1%	4%	27%	65%	4%
The funding from the programme targets areas which are not included or targeted in other funding instruments available	INCO	0%	13%	36%	37%	14%
	Thematic priorities	2%	22%	45%	20%	11%
In the research areas targeted by your project, international cooperation was/is necessary to achieve scientifically excellent research	INCO	1%	3%	25%	69%	3%
	Thematic priorities	1%	5%	17%	74%	4%

n = 260 (INCO) 83 (Thematic Priorities)

Table 62 INCO/TP projects_Q12_Please rate to what extent you agree with the following statement:

		Strongly disagree	Disagree	Agree	Strongly agree	Do not know
Taking part in the project has improved your knowledge and understanding of different EU/EU member state policies and funding instruments for development cooperation	INCO	1%	26%	37%	21%	14%
	Thematic priorities	2%	8%	43%	39%	7%

n = 253 (INCO) 83 (Thematic Priorities)

Table 63 INCO/TP projects_Q15/16_You and your research team/organisation

		Strongly disagree	Disagree	Agree	Strongly agree	Do not know
will most likely apply for funding from the FP7	INCO	1%	7%	25%	56%	11%
	Thematic priorities	1%	6%	22%	65%	6%
will most likely apply for other EU funding rather than the Research Framework Programme (FP7)	INCO	3%	36%	13%	12%	35%
	Thematic priorities	5%	36%	16%	20%	23%
will most likely target other sources of financing rather than EU funding	INCO	4%	28%	27%	17%	23%
	Thematic priorities	6%	27%	24%	23%	21%

n = 248 (INCO) 83 (Thematic Priorities)

3.7 Annex 3.7 Questionnaire to projects' participants

Introductory text to the FP6 INCO participants

Dear Sir/Madam,

Ramboll Management and Euréval are currently evaluating the Programme "Specific measures in support of International Cooperation" under the 6th Framework Programme for Research, Development and Innovation (so-called FP6 INCO programme), under a contract with DG Research, Technology and Development.

To the purpose of the evaluation, the evaluation team would like to **collect information on your participation in FP6 INCO funded research cooperation**, by means of a confidential online survey. Your responses to the questionnaire will be an important and essential contribution to the evaluation, enabling the evaluators to draw just and valid conclusion on the value of the FP6 INCO programme. We therefore kindly ask you to fill in the on-line questionnaire to the best of your knowledge and opinion.

This questionnaire is sent to all FP6 INCO project coordinators and participants. We are fully aware that you may have been asked to fill in questionnaires previously relating to other ongoing evaluation, as several evaluations have been ongoing parallel. However, we sincerely hope that you will be able to find the time to answer the following questions, as your answers are of importance to the International research cooperation funded within the framework programmes.

Answering to the questions should not take more than 15 minutes. If for any reasons, you have to interrupt the filling in of the questionnaire, your answers will be automatically saved and you will be able to connect again for carrying on. It is important, however, to answer all questions and submit your answers.

To access the questionnaire, please click on the web address below. If that does not work, please copy and paste the entire web address into the address field of your browser.

URL

If you experience technical problems accessing the questionnaire, or if you do not consider yourself to be the right recipient of the email, please contact Eugénie de Naurois at the following e-mail address: inco.survey@r-m.com or phone number: +32 2 737 96 81

The deadline for participating in the survey is the **3rd of June**.

Thank you for your valuable cooperation and kind regards,

The evaluation team

Introductory text to the FP6 thematic Priorities' participants

Dear Sir/Madam,

Ramboll Management and Euréval are currently evaluating the Programme "Specific measures in support of International Cooperation" under the 6th Framework Programme for Research, Development and Innovation (so-called FP6 programme), under a contract with DG Research, Technology and Development.

To the purpose of the evaluation, the evaluation team would like to collect information on **your participation in EU funded research cooperation**, by means of a confidential online survey. Your responses to the questionnaire will be an important and essential contribution to the evaluation, enabling the evaluators to draw just and valid conclusion. We therefore kindly ask you to fill in the on-line questionnaire to the best of your knowledge and opinion.

This questionnaire is sent to randomly selected projects within FP6 Thematic Priorities with 3rd countries participation. We are fully aware that you may have been asked to fill in questionnaires previously relating to other ongoing evaluation, as several evaluations have been ongoing parallel. However, we sincerely hope that you will be able to find the time to answer the following questions, as your answers are of importance to the International research cooperation funded within the framework programmes.

Answering to the questions should not take more than 5-10 minutes. If for any reasons, you have to interrupt the filling in of the questionnaire, your answers will be automatically saved and you will be able to connect again for carrying on. It is important, however, to answer all questions and submit your answers.

To access the questionnaire, please click on the web address below. If that does not work, please copy and paste the entire web address into the address field of your browser.

URL

If you experience technical problems accessing the questionnaire, or if you do not consider yourself to be the right recipient of the email, please contact Eugénie de Naurois at the following e-mail address: inco.survey@r-m.com or phone number: +32 2 737 96 81

The deadline for participating in the survey is the **3rd of June**.

Thank you for your valuable cooperation and kind regards,

The evaluation team

1. On the progress of your project and achieved results

Further in this questionnaire, "**partner countries**" refer to INCO targeted 3rd countries, basically countries that are not Member States or Associated States to the Framework Programme (this includes Developing countries, Mediterranean Partner countries, Western Balkan Countries or Russia and the New Independent States, as defined at the time of FP6).

Q4 Is the EU-funded international cooperation project you participated in under the FP6...

Concluded
Ongoing

Q5 Referring to the implementation of your EU-funded project(s), do you agree with the following statements?

Statement	Strongly disagree	Disagree	Agree	Strongly agree	Do not know
Expected results/effects of the research cooperation have been achieved/are expected to be achieved in the near future					
Planned activities have been carried out/are expected to be carried out in the near future					
Available resources/funding were/are used in the best way to generate maximum results in the project?					
The set up and objectives of the cooperation was/is realistic in terms of the time and resources available					

[page break]

Q6. According to you, your project **has clearly led/will clearly lead** to....

Statement	Strongly disagree	Disagree	Agree	Strongly agree	Do not know
New sustainable cooperation networks between participants from the EU and from partner countries within your partnership					
Consolidating existing sustainable cooperation networks between participants from the EU and partner countries within your partnership					
access to knowledge and expertise available elsewhere in the global research community					
access to technologies and facilities which would not have been available without the project					
significantly higher capacity for your organisation to undertake research activities at an international level					
strengthened sustainable research networks among non EU countries (regional integration)					
scientific excellence in your research area, which would not have been possible without funding from the programme					

[page break]

On the implementation of projects

Q7. Please rate to what extent you agree with the following statements on your EU-funded project:

Statement	Strongly disagree	Disagree	Agree	Strongly agree	Do not know
All participants in the project had/have aligned expectations					
All participants in the project had/have similar perceptions on whether results were achieved or not					

The partnership had/has a balanced and well functioning cooperation between EU and non EU researchers					
Relevant stakeholders were/are involved in the partnership in order to achieve results and impact					
Relevant stakeholders were/are regularly consulted during the implementation of the project					

[page break]

2. On the dissemination and up-take of international cooperation projects and results

Q8. According to you, the project succeeded in...

Statement	Strongly disagree	Disagree	Agree	Strongly agree	Do not know
disseminating results to target groups beyond the research community					
achieving media coverage and attention from the civil society/public					

Q9.1. According to you, your project has contributed to:

	Strongly disagree	Disagree	Agree	Strongly agree	Do not know
the take up and use of research results in more effective practices (applied research) to <u>tackle problems</u> in targeted research areas/regions.					

Q9.2. If you agree/strongly agree on the last statement, can you please give evidence from your project that illustrates why?

--

Q9.3. According to you, your project has contributed to:

	Strongly disagree	Disagree	Agree	Strongly agree	Do not know
the take up and use of research results in the development of more relevant and effective <u>partner countries' policies</u>					

Q8.4. If you agree/strongly agree on the last statement, can you please give evidence from your project that illustrates why?

Q9.5. According to you, your project has contributed to:

	Strongly disagree	Disagree	Agree	Strongly agree	Do not know
the take up and use of research results in the development of more relevant and effective <u>EU/EU Member State policies</u>					

Q8.6. If you agree/strongly agree on the last statement, can you please give evidence from your project that illustrates why?

[page break]

3. On the relevance and added value of the INCO programme

Q10. Please rate to what extent you agree with the following statements:

	Strongly disagree	Disagree	Agree	Strongly agree	Do not know
The funding enabled research and activities to be undertaken that otherwise would not have been carried out					
The funding from the programme targets areas which are not included or targeted in other funding instruments available					

In the research areas targeted by your project, international cooperation was/is necessary to achieve scientifically excellent research					
--	--	--	--	--	--

[page break]

4. On complementarity within INCO and with other EU instruments and policies

Q11.1 According to you, taking part in the EU-funded project has offered opportunities to:

Statement	Strongly disagree	Disagree	Agree	Strongly agree	Do not know
cooperate and exchange experiences with <u>other INCO projects</u> partnerships					
cooperate and exchange experiences with <u>other development cooperation projects</u> funded by EU sources or EU member states					

Q11.2. If you agree/strongly agree on the last statement, can you please give evidence from your project that illustrates why?

--

[page break]

Q11.1. Please rate to what extent you agree with the following statement:

Taking part in the project has improved your knowledge and understanding of different EU/EU member state policies and funding instruments for development cooperation					
--	--	--	--	--	--

Q12.2. If you agree/strongly agree on the last statement, can you please give evidence from your project that illustrates why?

--

[page break]

Q13. During the **planning** and **implementation** of the project, did you receive any support and advice from the following:

	Yes	No	Do not know
The National Contact Points			
The EU delegation in your country			
An EU agency Please specify :			
Other participants to EU funded projects			
Other international cooperation projects and networks between the EU and partner countries Please specify:			

5. On your previous experiences

Q14. Have you participated in:

	Yes	No	Do not know
FP4 INCO (1994-1998)			
FP5 INCO (1998-2002)			
FP6 INCO (2002-2006)			
FP6 Thematic Priorities (2002-2006)			
International cooperation funded by the EU <u>outside</u> the Framework Programme for research Please specify:			
Other international cooperation in research (not funded by the EU)			

[page break]

6. On future plans and projects

Please rate to what extent you agree with the following statements regarding future Research cooperation:

Q15.1. You and your research team/organisation;

Statement	Strongly disagree	Disagree	Agree	Strongly agree	Do not know
will most likely apply for funding from the FP7					
will most likely apply for other EU funding rather than the Research Framework Programme (FP7) Please specify which source(s) of funding:					
will most likely target other sources of financing rather than EU funding					

Q16.2. If you agree/strongly agree on the last statement, can you please explain why?

--

Q17. The partnership built under the project:

Statement	Strongly disagree	Disagree	Agree	Strongly agree	Do not know
is expected to continue working actively together					
will most likely apply for funding from the FP7					

[page break]

7. Comments

Q18. Open question: If there is anything you would like to add, comment on or mention, please write below!

[page break]

8. Background info

Q19.1 Gender:

Male

Female

Q19.2 Age:

< 35 years old

36-45 years old

46-55 years old

> 56 years old

Q19.3 Number of years in research:

less than 5 year

5 to 10 years

10 to 20 years

more than 20 years

Thank you for participating!

[Precoded information]

Background info will be coded in the database, prior to sending out the questionnaire.

Q1. On the participant

Q1.1 Participant role

Coordinator
Participant

Q1.2 Organisation activity type

HE
IND
OTH
RES

Q1.3 Participant country

See list

Q1.4 Participant region

AFRICA
ASIA
ASSOCIATED CANDIDATE COUNTRIES
ASSOCIATED COUNTRIES TO EU
CARIBBEAN
COUNTRIES WITH COOPERATION AGREEMENT
EUROPEAN UNION
LATIN AMERICA
MEDITERRANEAN PARTNER COUNTRIES
OTHER
PACIFIC
RUSSIA AND THE OTHER NEW INDEPENDENT STATES
WESTERN BALKAN COUNTRIES

Q2. On the project

Q2.1 Project number

Q2.2 Programme

INCO
Thematic priorities

Q2.3 Instrument

STREP
CA
SSA

Q2.4 Project total cost

≤ 250,000 EUR
more than 250,000 and less than 1,000,000 EUR
≥ 1,000,000 EUR

Q2.5 Project status

Ongoing
Concluded

Q2.6 Project duration

≤ 18 months
more than 18 and less than 36 months
≥ 36 months

Q3. On the INCO project (will not be filled in for non-INCO projects)

Q3.1 Call identifier

FP6-2002-INCO-COMULTILATRTD/SSA-5
FP6-2002-INCO-DEV/SSA-1
FP6-2002-INCO-DEV-1
FP6-2002-INCO-MPC/SSA-2
FP6-2002-INCO-MPC-1
FP6-2002-INCO-RUSSIA+NIS/SSA-4
FP6-2002-INCO-WBC/SSA-3
FP6-2002-INCO-WBC-1
FP6-2003-ACC-SSA-GENERAL
FP6-2003-INCO-DEV-2
FP6-2003-INCO-MPC-2
FP6-2003-INCO-RUSSIA+NIS-1
FP6-2004-ACC-SSA-2
FP6-2004-INCO-DEV-3
FP6-2004-INCO-MPC-3
FP6-2004-INCO-WBC/SSA-3
FP6-2004-TC-SSA-GENERAL
FP6-2005-INCO-WBC/SSA-3

Q3.2 INCO targeted Region

ACC
DEV
MPC
Multi
Russia+NIS
TC
WBC

Q3.3 Project research area

Water

Energy

Environment

Food quality and security

Post-conflict trauma

Health and disease

Protection and conservation of cultural heritage

Other

None (horizontal priorities)

4. Annex 4: Projects and budget distribution (CORDA database)

Table 64 Budget distribution to partner countries per Call

Region	Project Call Identifier	EC Contribution (M EUR)		% INCO countries + ACC	
		All participants	INCO countries + ACC	Per Call	In total budget
DEV	FP6-2002-INCO-DEV/SSA-1	7.9	3.2	41%	1%
DEV	FP6-2002-INCO-DEV-1	51.1	23.6	46%	8%
DEV	FP6-2003-INCO-DEV-2	36.1	17.5	48%	6%
DEV	FP6-2004-INCO-DEV-3	62.8	31.9	51%	10%
DEV	Sub-Total DEV	157.9	76.1	48%	25%
MPC	FP6-2002-INCO-MPC/SSA-2	3.5	1.3	38%	0%
MPC	FP6-2002-INCO-MPC-1	24.7	10.2	42%	3%
MPC	FP6-2003-INCO-MPC-2	27.4	13.0	47%	4%
MPC	FP6-2004-INCO-MPC-3	12.0	4.7	39%	2%
MPC	Sub-Total MPC	67.7	29.3	43%	9%
MULTI	FP6-2002-INCO-COMULTILATRTRD/SSA-5	9.3	3.3	36%	1%
MULTI	Sub-Total Multi	9.3	3.3	36%	1%
RU+NIS	FP6-2002-INCO-RUSSIA+NIS/SSA-4	3.1	1.8	60%	1%
RU+NIS	FP6-2003-INCO-RUSSIA+NIS-1	14.0	6.1	44%	2%
RU+NIS	Sub-Total Russia+NIS	17.0	7.9	46%	3%
WBC	FP6-2002-INCO-WBC/SSA-3	1.2	0.7	57%	0%
WBC	FP6-2002-INCO-WBC-1	17.0	8.4	49%	3%
WBC	FP6-2004-INCO-WBC/SSA-3	3.0	3.0	99%	1%
WBC	FP6-2005-INCO-WBC/SSA-3	6.0	5.8	98%	2%
WBC	Sub-Total WBC	27.2	17.9	66%	6%
	Sub-Total Work Programme INCO	279.0	134.6	48%	43%
ACC	FP6-2003-ACC-SSA-GENERAL	8.0	2.8	35%	1%
ACC	FP6-2004-ACC-SSA-2	19.8	19.8	100%	6%
ACC	FP6-2004-TC-SSA-GENERAL	2.9	2.1	72%	1%
	Sub-Total Special Actions INCO	30.7	24.7	80%	8%
	TOTAL	309.8	159.2	51%	51%

Table 65 Number of participants per country group⁹

country_group	INCO		Thematic priorities	
AFRICA	247	9%	240	0%
ASIA	172	6%	518	1%
CARIBBEAN	5	0%	4	0%
RUSSIA+NIS	165	6%	497	1%
LATIN AMERICA	191	7%	325	1%
MEDITERRAEAN COUNTRIES	356	13%	175	0%
PACIFIC	0	0%	1	0%
WESTERN BALKAN COUNTRIES	167	6%	259	0%
SUB-TOTAL INCO	1,303	48%	2,019	3%
ASSOCIATED COUNTRIES	169	6%	4,945	8%
EUROPEAN UNION	1,244	46%	56,209	88%
INDUSTRIALISED COUNTRIES AND TERRITORIES	13	0%	396	1%
OCT	0	0%	9	0%
OTHER	0	0%	1	0%
TOTAL	2,729	100%	63,579	100%

Table 66 Budget distribution per country group (M EUR)

country_group	INCO		Thematic priorities	
AFRICA	36.1	12%	29.4	1%
ASIA	19.7	6%	41.6	1%
CARIBBEAN	0.8	0%	0.1	0%
RUSSIA+NIS ¹⁰	8.6	3%	53.2	1%
LATIN AMERICA	21.9	7%	25.3	1%
MEDITERRAEAN COUNTRIES	27.4	9%	11.7	0%
PACIFIC	0.0	0%	0.0	0%
WESTERN BALKAN COUNTRIES	18.7	6%	20.6	0%
SUB-TOTAL INCO	133.2	43%	181.8	4%
ASSOCIATED COUNTRIES	31.4	10%	287.1	7%
EUROPEAN UNION	144.1	47%	3,723.0	88%
INDUSTRIALISED COUNTRIES AND TERRITORIES	1.2	0%	22.1	1%
OCT	0.0	0%	0.1	0%
OTHER	0.0	0%	0.0	0%
TOTAL	309.9	100%	4,214.1	100%

⁹ For a detailed classification of countries into country groups, see annex 10

¹⁰ The limited budget allocated to Eastern Europe and Central Asia (3%) in spite of the importance of the cooperation with Russia and the New Independent States of the former Soviet Union, has to be analysed carefully: an additional budget of 70 million euros had been devoted to cooperation with these countries during the period 2002-2006 through INTAS, which is out of the scope of the analysis

Table 67 Number of project coordinated per country group

country_group	INCO		Thematic Priorities	
AFRICA	3	1%	0	0%
ASIA	1	0%	2	0%
CARIBBEAN	0	0%	0	0%
RUSSIA+NIS	14	4%	2	0%
LATIN AMERICA	6	2%	0	0%
MEDITERRAEAN COUNTRIES	4	1%	0	0%
PACIFIC	0	0%	0	0%
WESTERN BALKAN COUNTRIES	30	8%	0	0%
SUB-TOTAL INCO	58	15%	4	0%
ASSOCIATED COUNTRIES	45	12%	293	6%
EUROPEAN UNION	282	73%	4,787	94%
INDUSTRIALISED COUNTRIES AND TERRITORIES	2	1%	0	0%
OCT	0	0%	0	0%
OTHER	0	0%	0	0%
TOTAL	387	100%	5,084	100%

Table 68 Number of countries involved

	INCO	Not INCO
AFRICA	30	31
ASIA	16	18
CARIBBEAN	4	3
RUSSIA+NIS	12	11
LATIN AMERICA	16	15
MEDITERRAEAN COUNTRIES	8	8
PACIFIC	0	1
WESTERN BALKAN COUNTRIES	5	5
SUB-TOTAL INCO	91	92
ASSOCIATED COUNTRIES	6	8
EUROPEAN UNION	25	25
INDUSTRIALISED COUNTRIES AND TERRITORIES	9	10
OCT	0	6
OTHER	0	1
TOTAL	131	142

5. Annex 5: Statistics on participating countries (CORDA database)

5.1 The “top 20” INCO participating countries

Table 69 Comparison of the top-20 INCO participating countries (number of participants)¹¹

INCO				Thematic Priorities			
Rank	Participant Country Name	Projects	Participants	Rank	Participant Country Name	Projects	Participants
1	Russian Federation	38	93	1	Russian Federation	241	335
2	Morocco	58	74	2	China (People's Republic of)	171	321
3	Tunisia	46	71	3	Brazil	75	114
4	China (People's Republic of)	24	57	4	Croatia	98	110
5	Serbia and Montenegro	41	57	5	South Africa	80	98
6	Egypt	39	56	6	India	68	92
7	Jordan	36	43	7	Ukraine	68	81
8	Brazil	23	40	8	Serbia and Montenegro	50	60
9	Algeria	34	40	9	Argentina	43	54
10	India	17	38	10	Morocco	44	53
11	Lebanon	30	37	11	Chile	40	48
12	South Africa	22	36	12	Tunisia	35	40
13	Croatia	28	36	13	Mexico	32	38
14	Argentina	22	33	14	Egypt	32	34
15	Former Yugoslav Republic of Macedonia	22	32	15	Former Yugoslav Republic of Macedonia	24	33
16	Kenya	20	27	16	Bosnia and Herzegovina	22	29
17	Bosnia and Herzegovina	20	27	17	Albania	21	25
18	Chile	17	22	18	Thailand	18	23
19	Tanzania (United Republic of)	13	21	19	Belarus	20	21
20	Ukraine	17	20	20	Georgia	14	20

¹¹The countries highlighted in grey are those that appear in one of the ranking only.

5.2 Statistics on participating countries to FP6 INCO¹²

Table 70 List of participating INCO targeted countries

Rank	Participant Country	Country group	Number of Participants	Number of Projects	EC Contribution (M EUR)
1	Russian Federation	RUSSIA+NIS	93	38	5.8
2	Morocco	MEDITERRAEAN COUNTRIES	74	58	6.8
3	Tunisia	MEDITERRAEAN COUNTRIES	71	46	5.7
4	China (People's Republic of)	ASIA	57	24	7.0
5	Serbia and Montenegro	WESTERN BALKAN COUNTRIES	57	41	8.6
6	Egypt	MEDITERRAEAN COUNTRIES	56	39	4.1
7	Jordan	MEDITERRAEAN COUNTRIES	43	36	3.7
8	Brazil	LATIN AMERICA	40	23	3.9
9	Algeria	MEDITERRAEAN COUNTRIES	40	34	2.6
10	India	ASIA	38	17	3.8
11	Lebanon	MEDITERRAEAN COUNTRIES	37	30	2.8
12	South Africa	AFRICA	36	22	5.2
13	Croatia	WESTERN BALKAN COUNTRIES	36	28	4.3
14	Argentina	LATIN AMERICA	33	22	3.9
15	Former Yugoslav Republic of Macedonia	WESTERN BALKAN COUNTRIES	32	22	3.1
16	Kenya	AFRICA	27	20	3.6
17	Bosnia and Herzegovina	WESTERN BALKAN COUNTRIES	27	20	1.7
18	Chile	LATIN AMERICA	22	17	2.9
19	Tanzania (United Republic of)	AFRICA	21	13	2.5
20	Ukraine	RUSSIA+NIS	20	17	1.1
21	Mexico	LATIN AMERICA	20	15	2.9
22	Syrian Arab Republic	MEDITERRAEAN COUNTRIES	20	18	1.1
23	Senegal	AFRICA	19	18	2.6
24	Uganda	AFRICA	19	18	3.1
25	Burkina Faso	AFRICA	15	13	3.5
26	Peru	LATIN AMERICA	15	10	2.0
27	Palestinian-administered areas	MEDITERRAEAN COUNTRIES	15	11	0.6
28	Albania	WESTERN BALKAN	15	14	1.0

¹² The countries highlighted in grey did not participate to the FP6 Thematic Priorities

Rank	Participant Country	Country group	Number of Participants	Number of Projects	EC Contribution (M EUR)
COUNTRIES					
29	Indonesia	ASIA	13	8	1.1
30	Thailand	ASIA	13	11	1.4
31	Kazakhstan	RUSSIA+NIS	13	9	0.4
32	Viet Nam	ASIA	12	11	1.9
33	Uzbekistan	RUSSIA+NIS	11	6	0.6
34	Ghana	AFRICA	10	10	2.3
35	Mali	AFRICA	10	9	1.5
36	Zambia	AFRICA	9	8	1.2
37	Nepal	ASIA	9	7	1.5
38	Uruguay	LATIN AMERICA	9	6	1.1
39	Ethiopia	AFRICA	8	4	0.4
40	Niger	AFRICA	8	7	1.1
41	Malaysia	ASIA	8	6	0.7
42	Bolivia	LATIN AMERICA	8	7	0.8
43	Ecuador	LATIN AMERICA	8	7	1.1
44	Mozambique	AFRICA	7	6	1.0
45	Colombia	LATIN AMERICA	7	6	0.5
46	Costa Rica	LATIN AMERICA	7	6	0.9
47	Venezuela	LATIN AMERICA	7	6	1.3
48	Benin	AFRICA	6	6	1.4
49	Botswana	AFRICA	6	6	0.6
50	Philippines	ASIA	6	4	0.9
51	Cameroon	AFRICA	5	4	1.0
52	Malawi	AFRICA	5	4	0.3
53	Zimbabwe	AFRICA	5	5	0.5
54	Azerbaijan	RUSSIA+NIS	5	4	0.1
55	Kyrgyzstan	RUSSIA+NIS	5	4	0.2
56	Congo (Democratic Republic of)	AFRICA	4	4	0.8
57	Gambia	AFRICA	4	3	0.2
58	Guinea	AFRICA	4	4	0.4
59	Namibia	AFRICA	4	4	0.5
60	Cambodia	ASIA	4	3	0.5
61	Pakistan	ASIA	4	4	0.2
62	Armenia	RUSSIA+NIS	4	3	0.1
63	Moldova (Republic of)	RUSSIA+NIS	4	4	0.1
64	El Salvador	LATIN AMERICA	4	2	0.1
65	Nicaragua	LATIN AMERICA	4	3	0.2
66	Paraguay	LATIN AMERICA	4	4	0.3
67	Sudan	AFRICA	3	3	0.4
68	Bangladesh	ASIA	3	3	0.3

Rank	Participant Country	Country group	Number of Participants	Number of Projects	EC Contribution (M EUR)
69	Tajikistan	RUSSIA+NIS	3	3	0.1
70	Turkmenistan	RUSSIA+NIS	3	3	0.1
71	Angola	AFRICA	2	2	0.5
72	Cote d'Ivoire	AFRICA	2	2	0.2
73	Gabon	AFRICA	2	2	0.5
74	Madagascar	AFRICA	2	1	0.3
75	Suriname	CARIBBEAN	2	1	0.3
76	Belarus	RUSSIA+NIS	2	2	0.1
77	Georgia	RUSSIA+NIS	2	1	0.0
78	Honduras	LATIN AMERICA	2	2	0.0
79	Chad	AFRICA	1	1	0.2
80	Congo	AFRICA	1	1	0.0
81	Guinea-Bissau	AFRICA	1	1	0.2
82	Togo	AFRICA	1	1	0.3
83	Bhutan	ASIA	1	1	0.1
84	Iran (Islamic Republic of)	ASIA	1	1	0.0
85	Iraq	ASIA	1	1	0.0
86	Korea (Republic of)	ASIA	1	1	0.0
87	Lao (People's Democratic Republic)	ASIA	1	1	0.2
88	Dominican Republic	CARIBBEAN	1	1	0.2
89	Jamaica	CARIBBEAN	1	1	0.1
90	Trinidad and Tobago	CARIBBEAN	1	1	0.2
91	Guatemala	LATIN AMERICA	1	1	0.0
TOTAL			1,303	937	133.2

Table 71 List of participating EU Member States

Rank	Participant Country	Country group	Number of Participants	Number of Projects	EC Contribution (M EUR)
1	United Kingdom	EUROPEAN UNION	149	107	26.4
2	Italy	EUROPEAN UNION	138	95	13.5
3	Germany	EUROPEAN UNION	132	100	19.2
4	Spain	EUROPEAN UNION	120	88	11.5
5	France	EUROPEAN UNION	119	87	14.0
6	Greece	EUROPEAN UNION	72	57	7.7
7	Netherlands	EUROPEAN UNION	65	58	9.4
8	Belgium	EUROPEAN UNION	62	57	10.4
9	Austria	EUROPEAN UNION	49	39	5.5
10	Portugal	EUROPEAN UNION	45	38	5.2
11	Hungary	EUROPEAN UNION	39	22	1.8
12	Sweden	EUROPEAN UNION	36	32	4.1
13	Poland	EUROPEAN UNION	36	16	1.1
14	Denmark	EUROPEAN UNION	30	25	5.4
15	Slovenia	EUROPEAN UNION	20	14	1.4
16	Lithuania	EUROPEAN UNION	20	10	0.7
17	Czech Republic	EUROPEAN UNION	19	16	0.9
18	Cyprus	EUROPEAN UNION	19	14	1.0
19	Slovakia	EUROPEAN UNION	18	11	0.4
20	Finland	EUROPEAN UNION	16	13	1.4
21	Malta	EUROPEAN UNION	15	12	1.3
22	Estonia	EUROPEAN UNION	10	10	0.5
23	Latvia	EUROPEAN UNION	9	9	0.4
24	Ireland	EUROPEAN UNION	5	5	1.2
25	Luxembourg	EUROPEAN UNION	1	1	0.0
	TOTAL		1,244	936	144.1

Table 72 List of participating Associated Countries

Rank	Participant Country	Country group	Number of Participants	Number of Projects	EC Contribution (M EUR)
1	Turkey	ASSOCIATED COUNTRIES	51	44	11.6
2	Romania	ASSOCIATED COUNTRIES	39	22	9.0
3	Bulgaria	ASSOCIATED COUNTRIES	27	22	5.3
4	Switzerland	ASSOCIATED COUNTRIES	22	19	2.2
5	Norway	ASSOCIATED COUNTRIES	15	15	1.7
6	Israel	ASSOCIATED COUNTRIES	15	13	1.6
TOTAL			169	135	31.4

Table 73 List of participating Industrialised Countries and Territories

Rank	Participant Country	Country group	Number of Participants	Number of Projects	EC Contribution (M EUR)
1	United States	INDUSTRIALISED COUNTRIES AND TERRITORIES	3	2	0.0
2	Australia	INDUSTRIALISED COUNTRIES AND TERRITORIES	2	2	0.3
3	Singapore	INDUSTRIALISED COUNTRIES AND TERRITORIES	2	2	0.2
4	Canada	INDUSTRIALISED COUNTRIES AND TERRITORIES	1	1	0.3
5	Hong Kong	INDUSTRIALISED COUNTRIES AND TERRITORIES	1	1	0.1
6	United Arab Emirates	INDUSTRIALISED COUNTRIES AND TERRITORIES	1	1	0.1
7	San Marino	INDUSTRIALISED COUNTRIES AND TERRITORIES	1	1	0.0
8	Saudi Arabia	INDUSTRIALISED COUNTRIES AND TERRITORIES	1	1	0.0
9	Taiwan	INDUSTRIALISED COUNTRIES AND TERRITORIES	1	1	0.0
TOTAL			13	12	1.2

5.3 Lists of participating countries to FP6 Thematic Priorities¹³

Table 74 List of participating INCO targeted countries

Rank	Participant Country	Country group	Number of Participants	Number of Projects	EC Contribution (M EUR)
1	Russian Federation	RUSSIA+NIS	335	241	41.8
2	China (People's Republic of)	ASIA	321	171	27.6
3	Brazil	LATIN AMERICA	114	75	10.1
4	Croatia	WESTERN BALKAN COUNTRIES	110	98	9.7
5	South Africa	AFRICA	98	80	10.8
6	India	ASIA	92	68	6.7
7	Ukraine	RUSSIA+NIS	81	68	5.4
8	Serbia and Montenegro	WESTERN BALKAN COUNTRIES	62	52	5.0
9	Argentina	LATIN AMERICA	54	43	3.7
10	Morocco	MEDITERRAEAN COUNTRIES	53	44	3.8
11	Chile	LATIN AMERICA	48	40	3.8
12	Tunisia	MEDITERRAEAN COUNTRIES	40	35	2.6
13	Mexico	LATIN AMERICA	38	32	3.0
14	Egypt	MEDITERRAEAN COUNTRIES	34	32	2.5
15	Former Yugoslav Republic of Macedonia	WESTERN BALKAN COUNTRIES	33	24	1.7
16	Bosnia and Herzegovina	WESTERN BALKAN COUNTRIES	29	22	2.2
17	Albania	WESTERN BALKAN COUNTRIES	25	21	1.0
18	Thailand	ASIA	23	18	1.4
19	Belarus	RUSSIA+NIS	21	20	1.2
20	Georgia	RUSSIA+NIS	20	14	0.7
21	Kenya	AFRICA	18	13	1.9
22	Senegal	AFRICA	18	12	3.4
23	Korea (Republic of)	ASIA	16	15	0.3
24	Algeria	MEDITERRAEAN COUNTRIES	16	16	0.9
25	Lebanon	MEDITERRAEAN COUNTRIES	15	12	1.1
26	Indonesia	ASIA	14	12	1.1
27	Uruguay	LATIN AMERICA	14	12	1.0
28	Moldova (Republic of)	RUSSIA+NIS	13	13	0.7
29	Peru	LATIN AMERICA	13	12	0.9

¹³ The countries highlighted in grey did not participate to FP6 INCO

Rank	Participant Country	Country group	Number of Participants	Number of Projects	EC Contribution (M EUR)
30	Philippines	ASIA	12	11	0.9
31	Viet Nam	ASIA	10	10	1.1
32	Colombia	LATIN AMERICA	10	9	1.1
33	Ethiopia	AFRICA	8	7	1.2
34	Ghana	AFRICA	8	7	0.4
35	Mali	AFRICA	8	6	0.8
36	Tanzania (United Republic of)	AFRICA	8	7	2.1
37	Uganda	AFRICA	8	6	1.7
38	Armenia	RUSSIA+NIS	8	8	0.4
39	Niger	AFRICA	7	3	0.4
40	Malaysia	ASIA	7	6	0.7
41	Bolivia	LATIN AMERICA	7	7	0.1
42	Jordan	MEDITERRAEAN COUNTRIES	7	7	0.3
43	Burkina Faso	AFRICA	6	2	0.4
44	Pakistan	ASIA	6	6	0.3
45	Kazakhstan	RUSSIA+NIS	6	6	0.3
46	Costa Rica	LATIN AMERICA	6	6	0.2
47	Ecuador	LATIN AMERICA	6	5	0.4
48	Palestinian-administered areas	MEDITERRAEAN COUNTRIES	6	5	0.6
49	Benin	AFRICA	5	3	0.4
50	Cameroon	AFRICA	5	5	0.8
51	Gabon	AFRICA	5	5	0.9
52	Cape Verde	AFRICA	4	3	0.4
53	Mozambique	AFRICA	4	4	0.2
54	Nigeria	AFRICA	4	4	0.7
55	Azerbaijan	RUSSIA+NIS	4	4	0.1
56	Kyrgyzstan	RUSSIA+NIS	4	4	0.2
57	Uzbekistan	RUSSIA+NIS	4	4	0.3
58	Paraguay	LATIN AMERICA	4	4	0.1
59	Venezuela	LATIN AMERICA	4	3	0.3
60	Syrian Arab Republic	MEDITERRAEAN COUNTRIES	4	4	0.2
61	Guinea	AFRICA	3	3	0.3
62	Afghanistan	ASIA	3	3	0.1
63	Cambodia	ASIA	3	3	0.2
64	Guatemala	LATIN AMERICA	3	3	0.1
65	Botswana	AFRICA	2	2	0.3
66	Congo	AFRICA	2	2	0.1
67	Côte d'Ivoire	AFRICA	2	2	0.2

Rank	Participant Country	Country group	Number of Participants	Number of Projects	EC Contribution (M EUR)
68	Gambia	AFRICA	2	2	0.1
69	Malawi	AFRICA	2	2	0.1
70	Mauritania	AFRICA	2	2	0.1
71	Namibia	AFRICA	2	1	0.2
72	Sudan	AFRICA	2	2	0.4
73	Zambia	AFRICA	2	2	0.4
74	Bangladesh	ASIA	2	2	0.2
75	Iran (Islamic Republic of)	ASIA	2	2	0.1
76	Lao (People's Democratic Republic)	ASIA	2	2	0.0
77	Sri Lanka	ASIA	2	2	0.2
78	Suriname	CARIBBEAN	2	1	0.0
79	Tajikistan	RUSSIA+NIS	2	2	0.1
80	El Salvador	LATIN AMERICA	2	2	0.1
81	Nicaragua	LATIN AMERICA	2	2	0.2
82	Congo (Democratic Republic of)	AFRICA	1	1	0.0
83	Guinea-Bissau	AFRICA	1	1	0.3
84	Rwanda	AFRICA	1	1	0.0
85	Seychelles	AFRICA	1	1	0.2
86	Zimbabwe	AFRICA	1	1	0.1
87	Bhutan	ASIA	1	1	0.1
88	Iraq	ASIA	1	1	0.0
89	Nepal	ASIA	1	1	0.3
90	Cuba	CARIBBEAN	1	1	0.0
91	Trinidad and Tobago	CARIBBEAN	1	1	0.0
92	Fiji	PACIFIC	1	1	0.0
TOTAL			2,020	1,541	178.6

Table 75 List of participating EU Member States

Rank	Participant Country	Country group	Number of Participants	Number of Projects	EC Contribution (M EUR)
1	Germany	EUROPEAN UNION	9,325	3,479	2,665.0
2	United Kingdom	EUROPEAN UNION	7,108	3,067	1,890.1
3	France	EUROPEAN UNION	6,796	2,817	1,861.5
4	Italy	EUROPEAN UNION	5,996	2,620	1,282.6
5	Spain	EUROPEAN UNION	4,362	2,197	822.4
6	Netherlands	EUROPEAN UNION	3,530	1,968	961.7
7	Belgium	EUROPEAN UNION	2,689	1,661	654.8
8	Sweden	EUROPEAN UNION	2,309	1,415	592.2
9	Greece	EUROPEAN UNION	2,000	1,234	347.6
10	Austria	EUROPEAN UNION	1,786	1,115	370.0
11	Poland	EUROPEAN UNION	1,661	1,184	180.6
12	Denmark	EUROPEAN UNION	1,488	935	341.3
13	Finland	EUROPEAN UNION	1,297	873	296.8
14	Portugal	EUROPEAN UNION	1,029	709	140.1
15	Hungary	EUROPEAN UNION	997	746	121.5
16	Czech Republic	EUROPEAN UNION	943	763	110.2
17	Ireland	EUROPEAN UNION	738	559	137.3
18	Slovenia	EUROPEAN UNION	542	438	65.8
19	Slovakia	EUROPEAN UNION	357	295	28.9
20	Estonia	EUROPEAN UNION	350	300	31.1
21	Lithuania	EUROPEAN UNION	303	241	23.0
22	Latvia	EUROPEAN UNION	199	176	17.2
23	Cyprus	EUROPEAN UNION	189	164	20.4
24	Luxembourg	EUROPEAN UNION	110	88	23.4
25	Malta	EUROPEAN UNION	107	96	7.7
	TOTAL		56,211	29,140	12,993.3

Table 76 List of participating Associated Countries

Rank	Participant Country	Country group	Number of Participants	Number of Projects	EC Contribution (M EUR)
1	Switzerland	ASSOCIATED COUNTRIES	1,684	1,140	382.4
2	Norway	ASSOCIATED COUNTRIES	1,200	736	257.5
3	Israel	ASSOCIATED COUNTRIES	658	483	159.2
4	Romania	ASSOCIATED COUNTRIES	509	401	37.3
5	Bulgaria	ASSOCIATED COUNTRIES	401	318	30.8
6	Turkey	ASSOCIATED COUNTRIES	369	285	37.1
7	Iceland	ASSOCIATED COUNTRIES	120	90	21.7
8	Liechtenstein	ASSOCIATED COUNTRIES	6	6	1.1
TOTAL			4,947	3,459	927.1

Table 77 List of participating Industrialised Countries and Territories

Rank	Participant Country	Country group	Number of Participants	Number of Projects	EC Contribution (M EUR)
1	United States	INDUSTRIALISED COUNTRIES AND TERRITORIES	154	122	10.8
2	Canada	INDUSTRIALISED COUNTRIES AND TERRITORIES	89	79	1.8
3	Australia	INDUSTRIALISED COUNTRIES AND TERRITORIES	74	59	3.2
4	New Zealand	INDUSTRIALISED COUNTRIES AND TERRITORIES	22	15	0.9
5	Japan	INDUSTRIALISED COUNTRIES AND TERRITORIES	20	19	0.6
6	Singapore	INDUSTRIALISED COUNTRIES AND TERRITORIES	19	17	2.1
7	Taiwan	INDUSTRIALISED COUNTRIES AND TERRITORIES	10	10	0.1
8	Hong Kong	INDUSTRIALISED COUNTRIES AND TERRITORIES	5	5	0.3
9	Faroe Islands	INDUSTRIALISED COUNTRIES AND TERRITORIES	2	2	0.1
10	Holy See	INDUSTRIALISED COUNTRIES AND TERRITORIES	1	1	0.1
TOTAL			396	329	20.0

Table 78 List of other participating countries and territories

Rank	Participant Country	Country group	Number of Participants	Number of Projects	EC Contribution (M EUR)
1	Greenland	OCT	3	2	0.2
2	Netherlands Antilles	OCT	2	2	0.1
3	Gibraltar	OCT	1	1	0.1
4	New Caledonia	OCT	1	1	0.1
5	French Polynesia	OCT	1	1	0.1
6	Cayman Islands	OCT	1	1	0.1
1	Heard Island and McDonald Islands	OTHER	1	1	0.0
TOTAL			10	9	0.6

5.4 **Annex 6: Project and budget distribution per INCO research area**

For technical reasons, the information provided by the Corda database on the project's field was not reliable. The evaluators so decided to categorize manually all the 387 projects, mainly based on the projects' abstract.

The categorization was done by use of an aggregated classification, therefore reflecting the INCO priorities but not being fully in line with the INCO classification.

Results are presented in the tables below.

Table 79 Project and budget distribution per INCO research area

INCO Priorities	Number of projects		Budget	
	#	%	M EUR	%
Water	57	15%	56.9	18%
Energy	30	8%	24.1	8%
Other Environment	72	19%	53.9	17%
<i>ST Environment</i>	<i>159</i>	<i>41%</i>	<i>135.0</i>	<i>44%</i>
Food security	17	4%	20.9	7%
Post-conflict trauma	4	1%	4.0	1%
Health and disease	65	17%	85.5	28%
<i>ST Health</i>	<i>69</i>	<i>18%</i>	<i>85.5</i>	<i>28%</i>
Protection and conservation of cultural heritage	18	5%	17.4	6%
Communication networks	6	2%	1.7	1%
Other research areas	25	6%	10.0	3%
Competitiveness and innovation in the industry	13	3%	5.0	2%
Capacity building in research	80	21%	30.5	10%
TOTAL	387	100%	309.9	100%

Table 80 Project distribution per INCO research area and targeted region

Thematic area	DEV	MPC	RU+ NIS	WBC	ACC	TC	Multi	TOTAL
Water	21	30	2	4	0	0	0	57
Energy	2	14	2	9	2	0	1	30
Environment	33	6	21	9	1	0	2	72
<i>ST Environment</i>	<i>56</i>	<i>50</i>	<i>25</i>	<i>22</i>	<i>3</i>	<i>0</i>	<i>3</i>	<i>159</i>
Food security	14	2	0	0	0	0	1	17
Post-conflict trauma	0	1	0	3	0	0	0	4
Health and disease	50	7	2	4	2	0	0	65
<i>ST Health and disease</i>	<i>50</i>	<i>8</i>	<i>2</i>	<i>7</i>	<i>2</i>	<i>0</i>	<i>0</i>	<i>69</i>
Protection and conservation of cultural heritage	0	17	0	0	0	0	1	18
Communication networks	0	0	2	2	2	0	0	6
Other research areas	1	0	0	7	17	0	0	25
Competitiveness and innovation in the industry	0	0	8	0	4	0	1	13
Capacity building in research	0	0	6	17	25	9	23	80
TOTAL	121	77	43	55	53	9	29	387

Table 81 Budget distribution per INCO research area and targeted region

Thematic area	DEV	MPC	RU+ NIS	WBC	ACC	TC	Multi	TOTAL
Water	24.4	27.5	1.3	3.7	0.0	0.0	0.0	56.9
Energy	1.9	14.3	0.2	6.2	1.3	0.0	0.2	24.1
Environment	36.4	0.7	10.3	5.3	0.6	0.0	0.7	53.9
<i>ST Environment</i>	<i>62.6</i>	<i>42.5</i>	<i>11.9</i>	<i>15.2</i>	<i>1.9</i>	<i>0.0</i>	<i>0.9</i>	<i>135.0</i>
Food security	17.5	3.1	0.0	0.0	0.0	0.0	0.3	20.9
Post-conflict trauma	0.0	0.8	0.0	3.2	0.0	0.0	0.0	4.0
Health and disease	77.7	4.3	0.5	1.1	1.9	0.0	0.0	85.5
<i>ST Health and disease</i>	<i>77.7</i>	<i>5.0</i>	<i>0.5</i>	<i>4.3</i>	<i>1.9</i>	<i>0.0</i>	<i>0.0</i>	<i>89.5</i>
Protection and conservation of cultural heritage	0.0	17.1	0.0	0.0	0.0	0.0	0.3	17.4
Communication networks	0.0	0.0	0.1	0.5	1.0	0.0	0.0	1.7
Other research areas	0.0	0.0	0.0	2.0	7.9	0.0	0.0	10.0
Competitiveness and innovation in the industry	0.0	0.0	4.1	0.0	0.6	0.0	0.3	5.0
Capacity building in research	0.0	0.0	0.5	5.1	14.5	2.9	7.5	30.5
TOTAL	157.9	67.7	17.1	27.2	27.8	2.9	9.3	309.9

6. Annex 7: Rapid outcomes assessment

6.1 Annex 7.1 Methodology

The outcomes assessment is a systematic review of projects' final reports enabling to identify projects outputs and outcomes. The mapping was based on a grid, following the intervention logic of INCO in terms of instruments, activities and expected outcomes¹⁴.

In total 60 projects were selected for the review. Since the rapid assessment required final reports from projects, only projects for which a final report had been delivered were included in the sample¹⁵, thus limiting the possibility of choosing according to instruments. Hence, for STREPs and CAs all projects with final report was included, and from SSAs a randomised sample was taken.

Table 82 Selection and sample size of projects for Rapid Assessment

Instrument	Number of projects assessed	Total number of projects	Percentage selected/available
STREP	18	144	13%
CA	4	23	17%
SSA	38	220	17%
Total	60	387	16%

Instrument	Budget of projects assessed M EUR	Total budget M EUR	Percentage selected/available
STREP	21.7	222.3	10%
CA	3.3	22.8	14%
SSA	7.6	64.8	12%
Total	32.6	309.9	11%

Since the projects selected have a strong bias, the sample can not be seen a representative. In total STREPs are slightly underrepresented in the sample, on the contrary to SSAs. In addition to this, it appears that the projects assessed represent a smaller budget than it should have been expected. There is at least one project in the list of projects assessed, which budget seems to be very small and unrealistic. This is however information retrieved from the Corda database.

The results of the rapid outcome assessment have been carefully used. In general, the quality of reports and their degree of details were uneven, and some difficulties occurred to identify and classify some information. However, the number of projects assessed is rather significant, and the results provide valid information in form of tendencies.

¹⁴ Example of assessment grid can be found in annex III

¹⁵ Full list can be found in annex II

6.2 Annex 7.2 Results of the Rapid outcomes assessment

Table 83 Projects outputs: All projects

		All projects (n=60)		
		# projects	% projects	# outputs
RTD outputs	RTD outputs (innovative methodology, software etc.)	17	28%	-
	Protection of knowledge (patent)	0	0%	0
	Activities to promote the utilisation of results, dissemination, transfer and take up of programme results (demonstration activities, trainings etc.)	7	12%	-
Research and studies	Primary data collection and analysis	16	27%	-
	Secondary data collection and analysis, benchmarking, mapping	40	67%	-
Capacity building	Exchange of personnel/scholars/students	4	7%	0
	Training activities	26	43%	-
	Pre-standardisation and standardisation activities in specific fields	10	17%	-
	Exchange and dissemination of good practice	10	17%	-
Cooperation	Setting up of information systems for data sharing (database, idcision support systems etc.)	15	25%	-
	Joint/common initiatives, memoranda of understanding, roadmaps for research	16	27%	-
	Setting up of sustained working groups and expert groups	8	13%	-
Other	Organisation of high level scientific awards and competitions	1	2%	-
	Scholarships	0	0%	0
	Setting up of information and matchmaking networks and services for research institutions and users	15	25%	-

		All projects (n=60)		
		# projects	% projects	# outputs
Information, dissemination and communication activities	Organisation of conferences/ seminars/ workshops etc.	30	50%	126
	Participation to conferences/ seminars/ workshops etc.	35	58%	288
	Presentation to stakeholders/decision-makers	31	52%	257
	Lectures (university)	6	10%	23
	Published articles in peer reviewed journal	18	30%	103
	Other project and project-related publications	35	58%	173
	Master/PhD Thesis	4	7%	19
	Project website	52	87%	-
	Newsletters (printed and electronic)	17	28%	-
	Other information materials : CD-ROM, flyers, leaflets, brochures (printed and electronic)	35	58%	-
	Interviews, media briefings, press releases	29	48%	-
	Other (specify)	14	23%	-

Table 84 Projects outputs: STREPs only

Outputs		STREPs only (n=18)		
		# projects	% projects	# outputs
RTD outputs	RTD outputs (innovative methodology, software etc.)	15	83%	-
	Protection of knowledge (patent)	0	0%	0
	Activities to promote the utilisation of results, dissemination, transfer and take up of programme results (demonstration activities, trainings etc.)	3	17%	-
Research and studies	<u>Primary</u> data collection and analysis	15	83%	-
	<u>Secondary</u> data collection and analysis, benchmarking, mapping	13	72%	-
Capacity building	Exchange of personnel/scholars/students	1	6%	0
	Training activities	6	33%	-
	Pre-standardisation and standardisation activities in specific fields	5	28%	-
	Exchange and dissemination of good practice	2	11%	-
Cooperation	Setting up of information systems for data sharing (database, decision support systems etc.)	7	39%	-
	Joint/common initiatives, memoranda of understanding, roadmaps for research	6	33%	-
	Setting up of sustained working groups and expert groups	0	0%	-
Other	Organisation of high level scientific awards and competitions	0	0%	-
	Scholarships	0	0%	0
	Setting up of information and matchmaking networks and services for research institutions and users	2	11%	-

Outputs		STREPs only (n=18)		
		# projects	% projects	# outputs
Information, dissemination and communication activities	Organisation of conferences/ seminars/ workshops etc.	3	17%	18
	Participation to conferences/ seminars/ workshops etc.	14	78%	153
	Presentation to stakeholders/decision-makers	10	56%	159
	Lectures (university)	3	17%	12
	Published articles in peer reviewed journal	12	67%	75
	Other project and project-related publications	13	72%	119
	Master/PhD Thesis	2	11%	13
	Project website	52	289%	-
	Newsletters (printed and electronic)	17	94%	-
	Other information materials : CD-ROM, flyers, leaflets, brochures (printed and electronic)	35	194%	-
	Interviews, media briefings, press releases	29	161%	-
	Other (specify)	14	78%	-

Table 85 Synthesis of the number of outputs

		Number of out-puts	STREPs only	CAs and SSAs only
RTD outputs	Protection of knowledge (patent)	0	0	0
Capacity building	Exchange of personnel/scholars/students	0	0	0
Other	Scholarships	0	0	0
Information, dissemination and communication activities	<u>Organisation</u> of conferences/seminars/ workshops etc.	126	18	108
	<u>Participation</u> to conferences/seminars/ workshops etc.	288	153	135
	Presentation to stakeholders/decision-makers	257	159	98
	Lectures (university)	23	12	11
	Published articles in peer reviewed journal	103	75	28
	Other project and project-related publications	173	119	54
	Master/PhD Thesis	19	13	6
	Project website	47	16	31

Table 86 Projects intended outcomes

Outcomes		Number of projects mentioning the outcome		Beneficiaries			
		Total	%	EU member states only	3rd/partner countries only	Joint	TOTAL
Impact on participating research organisations	Further international research projects/activities	30	50%	0%	60%	40%	100%
	Sustainably improved access to scientific knowledge	10	17%	0%	50%	50%	100%
	Research capacity/practices enhanced at individual level	14	23%	0%	86%	14%	100%
	Research capacity/practices enhanced at organisation, team, institution level	13	22%	0%	93%	7%	100%
	Sustainably improved connection with research users	20	33%	0%	58%	42%	100%
	Other	3	5%	0%	67%	33%	100%
Impact on research and innovation policies and systems	Sustainable inter-connection between EU and 3rd country research networks	28	47%	0%	14%	86%	100%
	Regional scientific network(s) strengthened	17	28%	0%	69%	31%	100%
	Enhanced capacity to design and implement a given research or innovation policy	17	28%	0%	60%	40%	100%
	Reform or significant adjustment of a research or innovation policy	3	5%	0%	67%	33%	100%
	Other	1	2%	0%	100%	0%	100%

Outcomes		Number of projects mentioning the outcome		Beneficiaries			
		Total	%	EU member states only	3rd/partner countries only	Joint	TOTAL
Impact on other policies, society, economy	Improved knowledge/understanding of social, economic or environmental challenge(s)/need(s)	27	45%	0%	77%	23%	100%
	Regional or international policy dialogue improved	12	20%	0%	40%	60%	100%
	Enhanced capacity to design and implement a given social, economic or environmental policy	15	25%	7%	73%	20%	100%
	Social, economic or environmental policy(ies) reformed/adjusted	10	17%	0%	80%	20%	100%
	Other	8	13%	0%	100%	0%	100%

Table 87 Potential targets of the dissemination activities

Outcomes		# of projects	Targets ¹⁶			
			POL/INST	TECH/UNIV	PVT	PUB
Information, dissemination and communication activities	Organisation of conferences/ seminars/ workshops etc.	30	27%	97%	20%	13%
	Participation to conferences/ seminars/ workshops etc.	35	26%	86%	6%	3%
	Presentation to stakeholders/decision-makers	31	45%	48%	13%	0%
	Lectures (university)	6	0%	100%	0%	0%
	Published articles in peer reviewed journal	18	0%	100%	0%	0%
	Other project and project-related publications	35	0%	80%	0%	20%
	Master/PhD Thesis	4	0%	75%	0%	0%
	Project website	52	6%	50%	2%	67%
	Newsletters (printed and electronic)	17	12%	41%	0%	24%
	Other information materials : CD-ROM, flyers, leaflets, brochures (printed and electronic)	35	0%	49%	6%	26%
	Interviews, media briefings, press releases	29	0%	7%	7%	62%
	Other (specify)	14	7%	36%	7%	29%

¹⁶ POL/INST = political and policy domain; TECH/UNIV = technical scientific community; = private sector; PUB = general public

6.3 Annex 7.3 List of project reviewed

Table 88 Projects reviewed as part of the rapid outcomes assesement

	Project number	Instrument	Title
1	003659	STREP	ASSESS-HKH
2	509091	STREP	OPTIMA
3	509095	STREP	PAPERTECH
4	509110	STREP	SHADUF
5	509112	STREP	MEDITATE
6	509160	STREP	SARIB
7	509163	STREP	WATERWEB
8	509165	STREP	FlexHeat
9	509167	STREP	INTREAT
10	509173	STREP	RECOAL
11	509177	STREP	TRABOREMA
12	509185	STREP	ECO-PCCM
13	509188	STREP	EMCO
14	509204	STREP	RES-INTEGRATION
15	509214	STREP	INTAILRISK
16	510706	STREP	SPEAR
17	510739	STREP	EPIC FORCE
18	516752	STREP	RUSMECO
19	013424	CA	CABRI-Volga
20	509093	CA	ADU-RES
21	509158	CA	NOSTRUM-DSS
22	509205	CA	VBPC-RES
23	003355	SSA	SURUZ
24	003394	SSA	NETIES
25	003611	SSA	TECHBRID
26	011948	SSA	RESYSproDESAL
27	012002	SSA	GSM Application
28	012007	SSA	EFARD
29	015099	SSA	EO-LANDEG
30	015105	SSA	AQUAS
31	015107	SSA	ERWEEM
32	015127	SSA	CSCAMPHPPEI
33	015139	SSA	ACCENT
34	015171	SSA	ERMISA
35	026310	SSA	CAMBIFORRUS
36	031303	SSA	ENVIROMIS-2
37	501065	SSA	INFO FP6 EU CA
38	502246	SSA	ENVIROMIS-SSA
39	502253	SSA	CHINAPARTS

	Project number	Instrument	Title
40	502257	SSA	PARTNERS FOR AFRICA
41	502260	SSA	ERA WESTBALKAN
42	502262	SSA	RUSERA
43	502266	SSA	C.H.E.R.K.
44	502267	SSA	Euro-MEDANet
45	502453	SSA	MED-REUNET II
46	510366	SSA	NENNET
47	510433	SSA	INTEGRATING-ACC
48	510469	SSA	ROINTERA
49	510473	SSA	SLOVAK FP 6
50	510479	SSA	TR-ACCES
51	510664	SSA	NORMA
52	510694	SSA	PROMINENCE
53	515923	SSA	WEB-MOB
54	515941	SSA	WUEMED
55	515942	SSA	SSA-ATU
56	515943	SSA	SHYCA
57	515947	SSA	FAHOPHS
58	517614	SSA	MED7
59	517625	SSA	GRAZSAFE
60	518698	SSA	UNIVEMP LAM

6.4 **Annex 7.4 Examples of projects assessment grids**

7. Annex 8: Systematic analysis of regional strategy papers

7.1 Annex 8.1 Methodology

One of the key questions in the evaluation of INCO is to assess to what extent and how the programme has supported other external policies of the EU towards the targeted countries in regions. As a first step in order to analyse this question, desk research have been undertaken of regional strategies (RSPs), mapping the coherence between INCO objectives for the region and objectives stated as priorities in the regional strategies.

One of the challenges when assessing complementarity and synergy was to target the appropriate level of strategy. Since INCO targeted global and regional challenges, the decision was taken to focus the assessment on regional strategies where such exist, and also on more overarching strategies where relevant (such as enlargement for the WB countries). In total the following strategies were reviewed, per INCO region.

Table 89 List of regional strategy papers reviewed

INCO Region	Strategies reviewed
DEV	<ul style="list-style-type: none"> ▪ CENTRAL AFRICA - EUROPEAN COMMUNITY REGIONAL STRATEGY PAPER AND REGIONAL INDICATIVE PROGRAMME ▪ SOUTHERN AFRICAN DEVELOPMENT COMMUNITY (SADC) - EUROPEAN COMMUNITY REGIONAL STRATEGY PAPER AND REGIONAL INDICATIVE PROGRAMME ▪ EASTERN AND SOUTHERN AFRICA AND THE INDIAN OCEAN - EUROPEAN COMMUNITY REGIONAL STRATEGY PAPER AND REGIONAL INDICATIVE PROGRAMME ▪ EU-CARRIBEAN STRATEGY ▪ EU-PACIFIC STRATEGY ▪ EU-ASIA STRATEGY ▪ LATIN AMERICA REGIONAL PROGRAMMING DOCUMENT 2007-2013
MPC	<ul style="list-style-type: none"> ▪ EUROPEAN NEIGHBOURHOOD AND PARTNERSHIP INSTRUMENT (ENPI) REGIONAL STRATEGY PAPER (2007-2013) AND REGIONAL INDICATIVE PROGRAMME (2007-2010) FOR THE EURO-MEDITERRANEAN PARTNERSHIP ▪ TUNISIA STRATEGY PAPER 2007 - 2013 & NATIONAL INDICATIVE PROGRAMME 2007 - 2010 ▪ JORDAN STRATEGY PAPER 2007 - 2013 & NATIONAL INDICATIVE PROGRAMME 2007 - 2010

WBC	<ul style="list-style-type: none"> ▪ ENLARGEMENT STRATEGY AND MAIN CHALLENGES 2007-2008 ▪ COMMUNICATION FROM THE COMMISSION THE WESTERN BALKANS ON THE ROAD TO THE EU: CONSOLIDATING STABILITY AND RAISING PROSPERITY ▪ THE STABILISATION AND ASSOCIATION PROCESS FOR SOUTH EAST EUROPE THIRD ANNUAL REPORT
RUSSIA+NIS	<ul style="list-style-type: none"> ▪ EUROPEAN NEIGHBOURHOOD AND PARTNERSHIP INSTRUMENT EASTERN REGIONAL PROGRAMME STRATEGY PAPER 2007 – 2013 ▪ ENPI EASTERN REGIONAL INDICATIVE PROGRAMME 2007 – 2010

The desk research was structured, by using a grid and a rating, in order to enable qualitative synthesis of the results.

The **first level of analysis** focused on identifying to what extent:

- research and EU research policies are mentioned in the RSP
- support to research is a priority in the RSP, and if so, whether this support to research targets the same objectives as INCO:
 - Improve research and innovation policies and systems
 - Improve other policies, society, economy (address economic and social needs)
 - Increase cooperation between the EU and partner countries

A five-scale classification was used:

- No: No reference to research in the RSP
- Research: Reference to research in the RSP
- S&T international cooperation: Reference to S&T international cooperation in the RSP
- FP6/7: Reference to the 6th or 7th Framework Programmes in the RSP
- INCO: Reference to the INCO programme in the RSP

The **second level of analysis** focused on identifying whether the INCO research areas and thematic priorities whether the INCO research areas and thematic priorities were coherent with the RSP. For each research priority identified in the INCO work programmes, the evaluator assessed:

- The level of priority in the RSP, using a four-scale classification:
 - No: No reference to the INCO thematic in the RSP
 - Identified challenge: Reference to the INCO thematic in the RSP but no EC intervention
 - Priority: Reference to the INCO thematic in the RSP with EC specific intervention

- High priority: Reference to the INCO thematic in the RSP as or within a focal sector of EC intervention
- The Type of priority:
 - No: No reference to the INCO thematic in the RSP
 - Societal priority: Challenge or priority identified but not in terms of research
 - Societal and research priority: Challenge or priority identified in terms of research

7.2 Annex 8.2 Overall synthesis of results

Table 90 Overview of research and EU research policies in the RSP

		INCO Regions			
		DEV	MPC	WBC	Russia+NIS
Reference to INCO or S&T international cooperation		S&T international cooperation	FP6/7	FP6/7	FP6/7
Support to research	Objectives of the support to research				
	Improve research and innovation policies and systems	S&T international cooperation	FP6/7	FP6/7	FP6/7
	Improve other policies, society, economy (address economic and social needs)	S&T international cooperation	S&T international cooperation	No	FP6/7
	Increase cooperation between the EU and partner countries	S&T international cooperation	S&T international cooperation	FP6/7	S&T international cooperation

Table 91 Overview of INCO priorities in the RSP: Level of priority

INCO priorities	INCO Regions			
	DEV	MPC	WBC	Rus-sia+NIS
Environment	High priority	High priority	Priority	High priority
Health	Priority	High priority	Priority	Priority
Food security (DEV specific priority)	Priority		Priority	
Cultural Heritage (PMC specific priority)		Priority		
Strengthen research capacities (WBC specific priority)			Priority	
Adjusting the system of industrial production and communication (Russia+NIS specific priority)				Priority

Table 92 Overview of INCO priorities in the RSP: Type of priority

INCO priorities	INCO Regions			
	DEV	MPC	WBC	Rus-sia+NSI
Environment	Societal and research priority	Societal and research priority	Societal priority	Societal and research priority
Health	Societal priority	Societal priority	Societal priority	Societal priority
Food security (DEV specific priority)	Societal and research priority		Societal priority	
Cultural Heritage (PMC specific priority)		Societal priority		
Strengthen research capacities (WBC specific priority)			Societal priority	
Adjusting the system of industrial production and communication (Russia + NIS specific priority)				Societal priority

7.3 Annex 8.3 Regional synthesis of results

7.3.1 Developing countries

Table 93 Overview of research and EU research policies in the RSP (DEV)

		Central Africa	SADC	SE Africa	Carribean	Pacific	Asia	Latin America
Reference to INCO or S&T international cooperation		Research	S&T international cooperation	S&T international cooperation	S&T international cooperation	S&T international cooperation	FP6/7	FP6/7
Support to re-research	Objectives of the support to re-research							
	Improve research and innovation policies and systems	No	No	S&T international cooperation	Research	Research	S&T international cooperation	Research
	Improve other policies, society, economy (address economic and social needs)	Research	S&T international cooperation	S&T international cooperation	S&T international cooperation	S&T international cooperation	S&T international cooperation	S&T international cooperation
	Increase cooperation between the EU and partner countries	No	No	S&T international cooperation	Research	No	FP6/7	FP6/7

Table 94 Overview of INCO priorities in the RSP (DEV) : Level of priority

INCO priorities	Central Africa	SADC	SE Africa	Carribbean	Pacific	Asia	Latin america
A1. Health And Public Health	Priority	Priority	Identified challenge	Priority	Identified challenge	High priority	Priority
A.1.1. Reproductive health and child and nutrition	Priority	Priority	Priority	Priority	Identified challenge	Priority	Identified challenge
A.1.2. Healthcare systems, policy and management	No	No	Identified challenge	Priority	Identified challenge	No	No
A.1.3. Knowledge and technologies to improve control of neglected communicable diseases	No	No	No	No	No	No	No
A2. Rational Use Of Natural Resources	High priority	Priority	High priority	Priority	Priority	High priority	Priority
A.2.1. Managing humid and semi-humid ecosystems	High priority	Priority	High priority	No	Identified challenge	Priority	Priority
A.2.2. Reconciling multiple demands on coastal zones	High priority	Priority	High priority	Priority	High priority	No	No
A.2.3. Managing arid and semi-arid ecosystems	Priority	No	High priority	No	No	Identified challenge	No

INCO priorities	Central Africa	SADC	SE Africa	Carribbean	Pacific	Asia	Latin america
A3. Food Security	Identified challenge	Priority	Priority	Priority	Priority	Priority	Priority
A.3.1. Health of livestock populations	Identified challenge	Priority	Priority	Priority	Priority	Priority	No
A.3.2. Bio-diverse, bio-safe and value added crops	No	No	No	No	No	No	No
A.3.3. Aquatic farming systems	No	No	No	No	No	No	No

Table 95 Overview of INCO priorities in the RSP (DEV): Level of priority

INCO priorities	Central Africa	SADC	SE Africa	Caribbean	Pacific	Asia	Latin America
A1. Health And Public Health	Societal priority	Societal priority	Societal priority	Societal and research priority	Societal priority	Societal priority	Societal and research priority
A.1.1. Reproductive health and child and nutrition	Societal priority	Societal priority	Societal priority	Societal priority	Societal priority	Societal priority	Societal priority
A.1.2. Healthcare systems, policy and management	No	No	Societal priority	Societal and research priority	Societal priority	No	No
A.1.3. Knowledge and technologies to improve control of neglected communicable diseases	No	No	No	No	No	No	No
A2. Rational Use Of Natural Resources	Societal priority	Societal priority	Societal priority	Societal priority	Societal priority	Societal priority	Societal and research priority
A.2.1. Managing humid and semi-humid ecosystems	Societal and research priority	Societal priority	Societal priority	No	Societal priority	Societal priority	Societal priority
A.2.2. Reconciling multiple demands on coastal zones	Societal priority	Societal priority	Societal priority	Societal priority	Societal and research priority	No	No
A.2.3. Managing arid and semi-arid ecosystems	Societal priority	No	Societal priority	No	No	Societal priority	No

INCO priorities	Central Africa	SADC	SE Africa	Carribbean	Pacific	Asia	Latin america
A3. Food Security	Societal priority	Societal priority	Societal and re-search priority	Societal priority	Societal priority	Societal priority	Societal priority
A.3.1. Health of livestock populations	Societal priority	Societal and re-search priority	Societal and re-search priority	Societal priority	Societal and re-search priority	Societal priority	No
A.3.2. Bio-diverse, bio-safe and value added crops	No	No	No	No	No	No	No
A.3.3. Aquatic farming systems	No	No	No	No	No	No	No

7.3.2 **Mediterranean partner countries**

Table 96 Overview of research and EU research policies in the RSP (MPC)

		PMC	TUNISIA	JORDAN
Reference to INCO or S&T international cooperation		FP6/7	INCO	FP6/7
Support to research	Objectives of the support to research			
	Improve research and innovation policies and systems	FP6/7	S&T international cooperation	No
	Improve other policies, society, economy (address economic and social needs)	S&T international cooperation	S&T international cooperation	FP6/7
	Increase cooperation between the EU and partner countries	S&T international cooperation	FP6/7	FP6/7

Table 97 Overview of INCO priorities in the RSP (MPC): Level of priority

INCO priorities	PMC	TUNISIA	JORDAN
B1. Environment	High priority	High priority	High priority
B.1.1 Comprehensive policy for integrated water planning	High priority	High priority	No
B.1.2 Improving the water consumption efficiency and effectiveness by users and uses. Plant breeding for efficient crop water and nutrient use	Identified challenge	High priority	High priority
B.1.3 Advanced water treatment, re-use and energy implications	High priority	No	High priority
B.1.4 Environmental Risks	High priority	No	No
B.1.5 Renewable energy	High priority	High priority	High priority
B2. Protection And Conservation Of Cultural Heritage	High priority	No	No
B.2.3 Risk assessment and preventive conservation	No	No	No
B.2.3 Risk assessment and preventive conservation	No	No	No
B.2.3 Risk assessment and preventive conservation	No	No	No
B3. Health	Priority	High priority	Identified challenge
B.3.1 Communicable diseases	No	No	Identified challenge
B.3.2 Health care systems	Priority	High priority	No
B.3.3 Trauma and conflict	No	No	No
B.3.4 Disorders of genetic origin and nutritional problems	No	No	No

Table 98 Overview of INCO priorities in the RSP (MPC): Type of priority

INCO priorities	PMC	TUNISIA	JORDAN
B1. Environment	Societal and research priority	Societal priority	Societal priority
B.1.1 Comprehensive policy for integrated water planning	Societal priority	Societal priority	No
B.1.2 Improving the water consumption efficiency and effectiveness by users and uses. Plant breeding for efficient crop water and nutrient use	Societal priority	Societal priority	Societal priority
B.1.3 Advanced water treatment, re-use and energy implications	Societal priority	No	Societal priority
B.1.4 Environmental Risks	Societal priority	No	No
B.1.5 Renewable energy	Societal priority	Societal priority	Societal and research priority
B2. Protection And Conservation Of Cultural Heritage	Societal priority	No	No
B.2.3 Risk assessment and preventive conservation	No	No	No
B.2.3 Risk assessment and preventive conservation	No	No	No
B.2.3 Risk assessment and preventive conservation	No	No	No
B3. Health	Societal and research priority	Societal priority	Societal priority
B.3.1 Communicable diseases	No	No	Societal priority
B.3.2 Health care systems	Societal and research priority	Societal priority	No
B.3.3 Trauma and conflict	No	No	No
B.3.4 Disorders of genetic origin and nutritional problems	No	No	No

7.3.3 **Western Balkan Countries**

Table 99 Overview of research and EU research policies in the RSP (WBC)

		ENLARG	WBC on the road	Annual report
Reference to INCO or S&T international cooperation		S&T international cooperation	FP6/7	S&T international cooperation
Support to research	Objectives of the support to research			
	Improve research and innovation policies and systems	Research	FP6/7	S&T international cooperation
	Improve other policies, society, economy (address economic and social needs)	No	No	No
	Increase cooperation between the EU and partner countries	S&T international cooperation	FP6/7	No

Table 100 Overview of INCO priorities in the RSP (WBC): Level of priority

INCO priorities	ENLARG	WBC on the road	Annual re- port
C1. Environment	Priority	Priority	Priority
C1.1 Integrated management of regional water resources planning and policy	Priority	No	Priority
C1.2 Industrial and municipal wastes	Priority	No	No
C1.3 Renewable energy and hybrid systems	Priority	No	No
C2. Health	Priority	No	Priority
C2.1 Post conflict and post trauma	No	No	No
C2.2 Management of health systems related to post-conflict and post trauma	Priority	No	Identified challenge
C-WBC-SSA Reinforcement of the WBC research capacities	Priority	Priority	Priority

Table 101 Overview of INCO priorities in the RSP (WBC): Type of priority

INCO priorities	ENLARG	WBC on the road	Annual report
C1. Environment	Societal priority	Societal priority	Societal priority
C1.1 Integrated management of regional water resources planning and policy	Societal priority	No	Societal priority
C1.2 Industrial and municipal wastes	Societal priority	No	0
C1.3 Renewable energy and hybrid systems	Societal priority	No	0
C2. Health	Societal priority	No	Societal priority
C2.1 Post conflict and post trauma	No	No	No
C2.2 Management of health systems related to post-conflict and post trauma	Societal priority	No	Societal priority
C-WBC-SSA Reinforcement of the WBC research capacities	Societal priority	Societal priority	Societal priority

7.3.4 **Russia and the other New Independent States**

Table 102 Overview of research and EU research policies in the RSP (RU+NIS)

		ENPI RSP	ENPI RIP
Reference to INCO or S&T international cooperation		FP6/7	S&T international cooperation
Support to research	Objectives of the support to research		
	Improve research and innovation policies and systems	FP6/7	No
	Improve other policies, society, economy (address economic and social needs)	FP6/7	FP6/7
	Increase cooperation between the EU and partner countries	S&T international cooperation	S&T international cooperation

Table 103 Overview of INCO priorities in the RSP (RU+NIS) : Level of priority

INCO priorities	ENPI RSP	ENPI RIP
D.1. Environmental Protection	High priority	High priority
D.2. Adjusting The System Of Industrial Production And Communication	Priority	Priority
D.3. Health Protection	Priority	Priority

Table 104 Overview of INCO priorities in the RSP (RU+NIS) : Type of priority

INCO priorities	ENPI RSP	ENPI RIP
D.1. Environmental Protection	Societal and research priority	Societal and research priority
D.2. Adjusting The System Of Industrial Production And Communication	Societal priority	Societal priority
D.3. Health Protection	Societal priority	Societal priority

8. Annexe 9: List of persons interviewed in the European Commission

Name	DG	Unit	Position
Cesaltina BAS-TOS	DG AIDCO	C.Sub-Saharan Africa, Caribbean, Pacific 4.Centralised operations for the ACP countries	Assistant Programme Manager
J. Lebouc	DG AIDCO	C.Sub-Saharan Africa, Caribbean, Pacific 4.Centralised operations for the ACP countries	Programme Manager
Jose Hinojosa Martinez	DG AIDCO	C.Sub-Saharan Africa, Caribbean, Pacific 4.Centralised operations for the ACP countries	Programme Manager
José Valente	DG AIDCO	C.Sub-Saharan Africa, Caribbean, Pacific 4.Centralised operations for the ACP countries	Programme Manager - Head of Section
Maria LIPPONEN	DG AIDCO	F. Thematic operations 3. Central management of thematic budget lines PA DEV	Assistant Programme Manager - Sector "Education; Knowledge and skills" - Thematic Budget Lines "Investing in People" - (Health)
Paul RENIER	DG AIDCO	E.Quality of Operations 6. Natural resources	Head of Section
Philippe-Georges JACQUES	DG AIDCO	E.Quality of Operations 6. Natural resources	Head of Section - and Quality Support Officer for Food Security
S. Kodsi	DG AIDCO	C.Sub-Saharan Africa, Caribbean, Pacific 4.Centralised operations for the ACP countries	Programme Manager
Paolo SARFATTI	DG DEV	DGA B 2 Sustainable management of natural resources	Policy Officer
Patrick SPIRLET	DG DEV	D.2. Relations with the countries and the region of West Africa	Deputy Head of Unit and Desk officer for West Africa Region

Name	DG	Unit	Position
Francisco MEDEIROS	DG INFSO	D.Converged Networks and Services 2.Networked Media Systems Scientific	Technical Project Officer - Project Officer
Klaus PENDL	DG INFSO	A.Audiovisual, Media, Internet 4.International Relations	Research Programme Officer - Project Officer
Anja LUBENAU	DG RELEX	DGA D 2. European Neighbourhood Policy Sector Coordination	Policy Co-ordinator - Sector Policy Co-ordinator
Jose BAIGES PLANAS	DG RELEX	G. Latin America 1. Horizontal matters	Policy Officer
Kai ANDERSEN	DG RELEX	H.2. China, Hong Kong, Macao, Taiwan, Mongolia	International Relations Officer - Desk Officer China - Cooperation programme
Nadia COSTANTINI	DG RELEX	E.1. Relations with Russia, Northern Dimension Policy and Nuclear Safety	International Relations Officer - Desk Russia
Cornela NAUEN	DG RTD	D.International cooperation 1.International dimension of the Framework programme	Policy Officer - S/T Relations with South America (except Brazil) / Thematic priorities: environment
Elizabetta BALZI	DG RTD	E. Biotechnologies, Agriculture, Food 1. Horizontal aspects and coordination	Policy Officer - International co-operation
Gerasimos APOSTOLATOS	DG RTD	D.International cooperation 3.Specific international cooperation activities	Research Programme Officer
Nikolaos CHRISTOFORIDES	DG RTD	I. Environment 1. Horizontal aspects and coordination	Policy Officer
Philippe FROISSARD	DG RTD	D.International cooperation 3.Specific international cooperation activities	Deputy Head of Unit
Stephan HOGAN	DG RTD	H.Health 1.Horizontal aspects and coordination	Head of Unit

9. Annex 10: INCO country groups

Table 105 INCO country groups¹⁷

Country group	Countries		
INCO TARGETED REGIONS			
AFRICA	Angola	Ethiopia	Niger
	Benin	Gabon	Nigeria
	Botswana	Gambia	Rwanda
	Burkina Faso	Ghana	Sao Tome and Principe
	Burundi	Guinea	Senegal
	Cameroon	Guinea-Bissau	Seychelles
	Cape Verde	Kenya	Sierra Leone
	Central African Republic	Lesotho	Somalia
	Chad	Liberia	South Africa
	Comoros	Madagascar	Sudan
	Congo	Malawi	Swaziland
	Congo (Democratic Republic of)	Mali	Tanzania (United Republic of)
	Cote d'Ivoire	Mauritania	Togo
	Djibuti	Mauritius	Uganda
	Equatorial Guinea	Mozambique	Zambia
	Eritrea	Namibia	Zimbabwe
CARIBBEAN	Antigua and Barbuda	Dominica	Jamaica
	Bahamas	Dominican Republic	St Kitts and Nevis
	Barbados	Grenada	St Vincent and the Grenadines
	Belize	Guyana	Suriname
	Cuba	Haiti	Trinidad and Tobago
PACIFIC	Fiji	Papua New Guinea	Tonga
	Kiribati	Samoa	Tuvalu
	Palau	Solomon Islands	Vanuatu
ASIA	Afghanistan	Iran (Islamic Republic of)	Nepal
	Bangladesh	Iraq	Pakistan
	Bhutan	Korea (Democratic People's Republic of)	Philippines
	Cambodia	Lao (People's Democratic Republic)	Sri Lanka
	China (People's Republic of)	Malaysia	Thailand
	India	Maldives	Viet Nam
	Indonesia	Mongolia	Yemen
LATIN AMERICA	Argentina	Ecuador	Panama
	Bolivia	El Salvador	Paraguay
	Brazil	Guatemala	Peru

¹⁷ Countries not listed are those with no participation in fp6

Country group	Countries		
	Chile Colombia Costa Rica	Honduras Mexico Nicaragua	Uruguay Venezuela
MEDITERRANEAN PARTNER COUNTRIES	Algeria Egypt Jordan	Lebanon Libyan Arab Jamahiriya Morocco	Palestinian Administered Areas Syrian Arab Republic Tunisia
RUSSIA+NIS	Armenia Azerbaijan Belarus Georgia	Kazakhstan Kyrgyzstan Moldova (Republic of) Russian Federation	Tajikistan Turkmenistan Ukraine Uzbekistan
WESTERN BALKAN COUNTRIES	Albania Bosnia and Herzegovina	Croatia Former Yugoslav Republic of Macedonia	Serbia and Montenegro
OTHER REGIONS			
EUROPEAN UNION	Austria Belgium Cyprus Czech Republic Denmark Estonia Finland France Germany	Greece Hungary Ireland Italy Latvia Lithuania Luxembourg Malta Netherlands	Poland Portugal Slovakia Slovenia Spain Sweden United Kingdom
ASSOCIATED COUNTRIES	Bulgaria Iceland Israel	Liechtenstein Norway Romania	Switzerland Turkey
INDUSTRIALISED COUNTRIES AND TERRITORIES	Australia Andorra Bahamas Bermuda Canada Faroe Islands Holy See Hong Kong	Japan Korea (Republic of) Kuwait Macao New Zealand Qatar San Marino Saudi Arabia	Singapore Taiwan United Arab Emirates United States United States Minor outlying islands Virgin Islands (US)
OCT	Anguilla Aruba British Indian Ocean Territory British Virgin Islands Falkland Islands French Polynesia	French Southern Territories Gibraltar Greenland Montserrat Netherlands Antilles New Caledonia	Pitcairn Saint Helena South Georgia and South Sandwich Islands Turks and Caicos Islands Wallis and Futuna
OTHER	Christmas islands Cocos Islands (or Keeling Islands)	Guam Norfolk Island	Northern Mariana Island Tokelau

10. Annexe 11: INCO Priorities

Table 106 INCO priorities per targeted region

A. Developing countries
A1. Health And Public Health
A.1.1. Reproductive health and child and nutrition
A.1.2. Healthcare systems, policy and management
A.1.3. Knowledge and technologies to improve control of neglected communicable diseases
A2. Rational Use Of Natural Resources
A.2.1. Managing humid and semi-humid ecosystems
A.2.2. Reconciling multiple demands on coastal zones
A.2.3. Managing arid and semi-arid ecosystems
A3. Food Security
A.3.1. Health of livestock populations
A.3.2. Bio-diverse, bio-safe and value added crops
A.3.3. Aquatic farming systems
B. Mediterranean Partners Countries
B1. Environment
B.1.1 Comprehensive policy for integrated water planning
B.1.2 Improving the water consumption efficiency and effectiveness by users and uses. Plant breeding for efficient crop water and nutrient use
B.1.3 Advanced water treatment, re-use and energy implications
B.1.4 Environmental Risks
B.1.5 Renewable energy
B2. Protection And Conservation Of Cultural Heritage
B.2.1 Materials, artefacts, monuments and sites: new technologies and characterization
B.2.2 Simulation – re-creation – comparative preservation methodology
B.2.3 Risk assessment and preventive conservation
B3. Health
B.3.1 Communicable diseases
B.3.2 Health care systems
B.3.3 Trauma and conflict
B.3.4 Disorders of genetic origin and nutritional problems
C. Western Balkan countries
C1. Environment
C1.1 Integrated management of regional water resources planning and policy
C1.2 Industrial and municipal wastes

C1.3 Renewable energy and hybrid systems
C2. Health
C2.1 Post conflict and post trauma
C2.2 Management of health systems related to post-conflict and post trauma
C-WBC-SSA Reinforcement of the WBC research capacities
D. Russia and the other NIS
D.1. Environmental Protection
D.2. Adjusting The System Of Industrial Production And Communication
D.3. Health Protection
ACC. Accession and candidate countries
ACC-RSTP Reinforcement of the Associated Candidate Countries' Research Capacities
TC-SSA Promotion of co-operation with Targeted Countries
E. Multilateral
E. Multilateral coordination of national RTD policies and activities
E. Strengthening of co-operation with other foreign policy instruments and definition of research priorities
TP Thematic priorities (General)
TP.1 Life sciences, genomics and biotechnology for health
TP.2 Information Society Technologies
TP.3 Nanotechnologies and nanosciences, knowledge-based multifunctional materials, and new production processes and devices
TP.4 Aeronautics and space
TP.5 Food quality and safety
TP.6 Sustainable development, global change and ecosystems
TP.7 Citizens and Governance in a knowledge-based society

