











EU Solidarity Fund Interventions since 2002<sup>1</sup>



	Beneficiary State	Occurrence	Nature of disaster	Category	Damage (million €)	Aid granted (million € <sup>*)</sup>	Total aid granted (million €)
1	AUSTRIA 	August 2002	Floods	major	2 900	134	170.74
		August 2005	Floods (Tyrol, Vorarlberg)	regional	592	14.8	
		November 2012	Floods (Lavamünd)	neighbouring country	10	0.240	
		May 2013	Floods	neighbouring country	866	21.7	
2	BULGARIA 	May 2005	Floods	major	222	9.7	39.2
		August 2005	Floods	major	237	10.6	
		June 2014	Floods	major	311	10.5	
		July 2014	Summer floods	regional	79	2	
		January 2015	Severe winter conditions	major	243	6.4	
3	CROATIA 	May 2010	Floods	neighbouring country	153	3.8	22.79
		September 2010	Floods	neighbouring country	47	1.2	
		October 2012	Floods	neighbouring country	12	0.287	
		January 2014	Ice & Floods	major	292	8.6	
		May 2014	Floods	major	298	8.9	
4	CYPRUS 	April 2008	Drought	major	165	7.6	14.9
		June 2016	Drought and fires	major	181	7.3	
5	CZECH REPUBLIC 	August 2002	Floods	major	2 300	129	160.9
		May 2010	Floods	neighbouring country	205	5.1	
		August 2010	Floods	regional	437	10.9	
		June 2013	Floods	neighbouring country	637	15.9	
6	ESTONIA 	January 2005	Storm	major	48	1.3	1.3
7	FRANCE 	September 2002	Floods (Gard)	regional	835	21	203.7
		December 2003	Floods (Vallée du Rhône)	regional	785	19.6	
		February 2007	Cyclone Gamède (la Réunion)	regional	211	5.3	
		August 2007	Hurricane Dean (Martinique)	regional	509	12.8	
		January 2009	Storm Klaus	major	3 806	109.4	
		February 2010	Storm Xynthia	regional	1 425	35.6	

<sup>1</sup> EU Solidarity Fund applications approved = Communication adopted

\*) rounded figures

	Beneficiary State	Occurrence	Nature of disaster	Category	Damage (million €)	Aid granted (million € <sup>*)</sup>	Total aid granted (million €)
8	GERMANY 	August 2002	Floods	major	9 100	444	1002.9
		January 2007	Storm Kyrill	major	4 750	166.9	
		May 2013	Floods	major	8 154	360.5	
		May 2016	Lower Bavaria Floods	regional	1 259	31.5	
9	GREECE 	March 2006	Floods (Evros)	regional	372	9.3	114.3
		August 2007	Forest Fires	major	2 118	89.8	
		January 2014	Earthquakes at Kefalonia	regional	147	3.7	
		February 2015	Evros + Central Greece flooding	regional	395.9	9.9	
		November 2015	Lefkada earthquake	regional	66.1	1.6	
10	HUNGARY 	April 2006	Floods	major	519	15.1	37.6
		May 2010	Floods	major	719	22.5	
11	IRELAND 	November 2009	Floods	regional	521	13	13
12	ITALY 	October 2002	Earthquake (Molise)	regional	1 558	30.8	2 515.7
		October 2002	Eruption of Volcano Etna	regional	894	16.8	
		April 2009	Earthquake (Abruzzo)	major	10 212	493.8	
		October 2010	Flooding in Veneto	regional	676	16.9	
		October 2011	Flooding in Liguria & Tuscany	regional	723	18.1	
		May 2012	Earthquakes Emilia-Romagna	major	13 274	670.2	
		November 2013	Sardinia flash floods	regional	652	16.3	
		October 2014	Floods	regional	2 241	56	
		August 2016 to January 2017	Earthquakes	major	21 879	1 196.8	
13	LATVIA 	January 2005	Storm	major	193	9.5	9.5
14	LITHUANIA 	January 2005	Storm	neighbouring country	15	0.4	0.4
15	MALTA 	September 2003	Storm and Floods	major	30	0.96	0.96
16	POLAND 	May 2010	Floods	major	2 994	105.6	105.6
17	PORTUGAL 	July 2003	Forest Fires	major	1 228	48.5	83.7
		February 2010	Madeira floods and landslides	major	1 080	31.3	
		August 2016	Madeira fires	regional	157	3.9	

\*) rounded figures

	Beneficiary State	Occurrence	Nature of disaster	Category	Damage (million €)	Aid granted (million €) <sup>1)</sup>	Total aid granted (million €)
18	<b>ROMANIA</b> 	April 2005	Spring Floods	major	489	18.8	119
		July 2005	Summer Floods	major	1 050	52.4	
		July 2008	Floods	regional	471	11.8	
		June 2010	Floods	major	876	25.0	
		August 2012	Drought & Fires	(major) <sup>2)</sup>	807	2.5	
		April 2014	Spring floods	neighbouring country	168	4.2	
		July 2014	Summer floods	regional	172	4.3	
19	<b>SERBIA</b> 	May 2014	Floods	major	1 105	60.2	60.2
20	<b>SLOVAKIA</b> 	November 2004	Storm (Tatras)	major	203	5.7	26.1
		May 2010	Floods	major	561	20.4	
21	<b>SLOVENIA</b> 	September 2007	Floods	major	233	8.3	48.3
		September 2010	Floods	major	251	7.5	
		October 2012	Floods	major	360	14.1	
		January 2014	Ice Storm	major	429	18.4	
22	<b>SPAIN</b> 	November 2003	Oil Spill (Prestige)	regional	436	8.6	31
		August 2003	Forest Fires (PT border)	neighbouring country	53	1.3	
		May 2011	Earthquake in Lorca	regional	843	21.1	
23	<b>SWEDEN</b> 	January 2005	Storm Gudrun	major	2 297	81.7	81.7
24	<b>UNITED KINGDOM</b> 	June 2007	Floods	major	4 612	162.3	222.6
		December 2015	Floods	regional	2 412	60.3	
<b>Grand total of aid <u>approved</u> since 2002</b>					<b>EUR 5 086.074 million<sup>3)</sup></b>		

<sup>2)</sup> EUSF aid = amount of eligible operations<sup>3)</sup> amount not rounded

\*) rounded figures