

Community-Led Local Development in the EU

A stock-taking of CLLD implementation

Loris Antonio Servillo

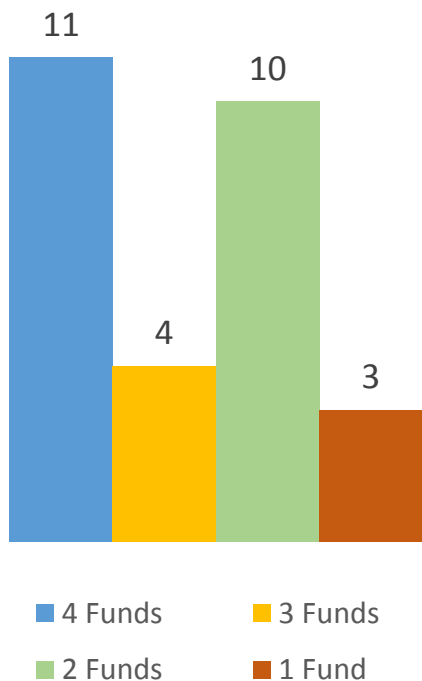
09 October 2017



Community Led Local Development implementation (2014-2020)

Key points:

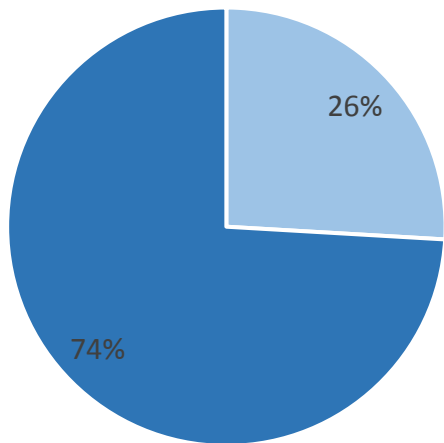
- CLLD among the **new delivery tools** to support integrated approach to territorial development → extension of the LEADER approach for rural development and fishery policy
- Recognition of the distinctiveness of LEADER **place-based approach**
 - tailoring sub-regions for local development
 - Bottom-up approach
 - Democratic representativeness and inclusive capacity
 - Strategic dimension of the plan
- Evolution along two directions:
 - New **financial possibility**: ERDF and ESF
 - **Multi-funded LAGs**: integration of funds for Local Development Strategies



CLLD programmed in the EU Member States

Category	Member State
EAFRD, ERDF, ESF, EMFF	BG, DE, ES, FR, GR, IT, PL, PT, RO, SE, UK
EAFRD, ERDF, ESF	CZ, HU
EAFRD, ERDF, EMFF	SI
EAFRD, ESF, EMFF	LT
EAFRD, EMFF	CY, DK, EE, FI, IE, LV
EAFRD, ERDF	AT, NL, SK
EAFRD	BE, LU, MT

Sources: DG Agri, Partnership agreements



Multi-funding allowed	AT, BG, CZ, DE, DK, ES, FI, FR, GR, HU, IT, LT, LV, PL, PT, RO, SE, SI, SK, UK
Not allowed	BE, CY, EE, IE, LU, MT, NL

Sources: DG Agri, Partnership agreements

Evolution of the LEADER approach into CLLD

Stage	Duration	Funds	Number of LAGs
LEADER1	1991-93	EAGGF, ESF, ERDF	217
LEADER2	1994-99	EAGGF, ESF, ERDF	821
LEADER+	2000-06	EAGGF	893 in EU15 (+ 250 LEADER+ type measures in 2004-06 in 6 MS)
LEADER axis	2007-13	EAFRD, EMFF	2,200 in EU27
CLLD	2014-20	EAFRD, EMFF, ERDF, ESF	> 3.000 in EU28

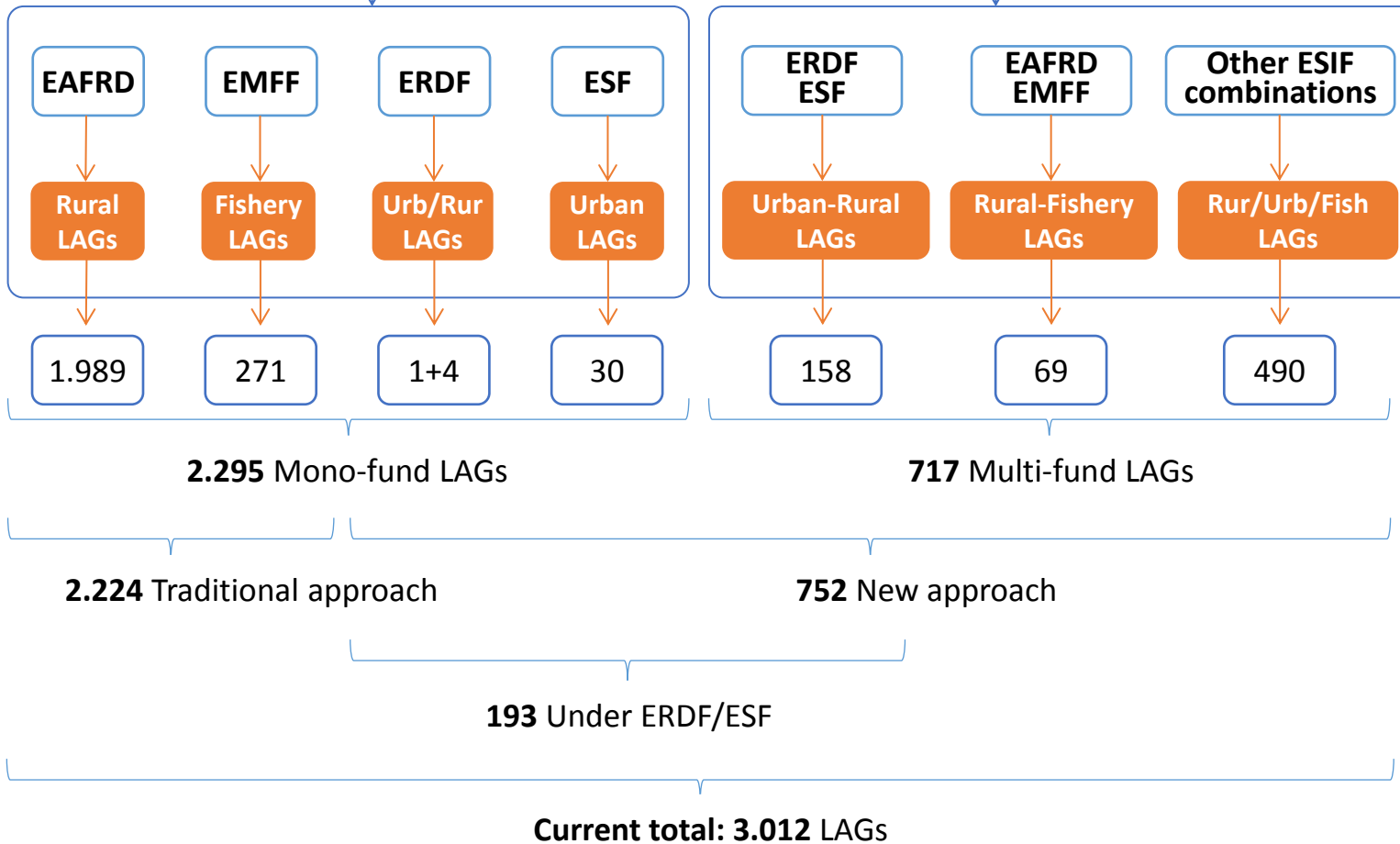
Source: EPRC 2014, from European LEADER Association for Rural Development

Source: Own elaboration

Current state of play: September 2017
 CLLD implementation in the MS
 Various combinations

Mono-funded strategies
 Financed only with one fund

Multi-funded strategies
 Integration of various Funds



Sources:

EAFRD
 DG Agri, 02/2017

EMFF and EAFRD/EMFF
 FARNET, 09/2017

ERDF & ESF
 Own Expert assignment,
 08/2017

Multi-funded LAGs and country distribution

EMFF / EAFRD	69	GR, IT, LT, LV, PL, UK
ERDF / ESF	158	PL (Podlaskie), PT, HU
Other combinations	490	
EAFRD/ERDF	141	AT, BG, CZ, IT, SI, SE, SL
EAFRD/ESF	5	BG, SE
EAFRD/ERDF/ESF	193	BG, CZ, DE, PL, PT, SE
EMFF/ESF	0	
EMFF/ERDF	0	
EMFF/ESF/ERDF	5	PT (Centro)
EAFRD/EMFF/ERDF	4	SI
EAFRD/EMFF/ESF	1	SE
EAFRD/EMFF/ERDF/ESF	9	SE, PL (Kujawsko-P)
Not yet specified (expected LAGs)	132	

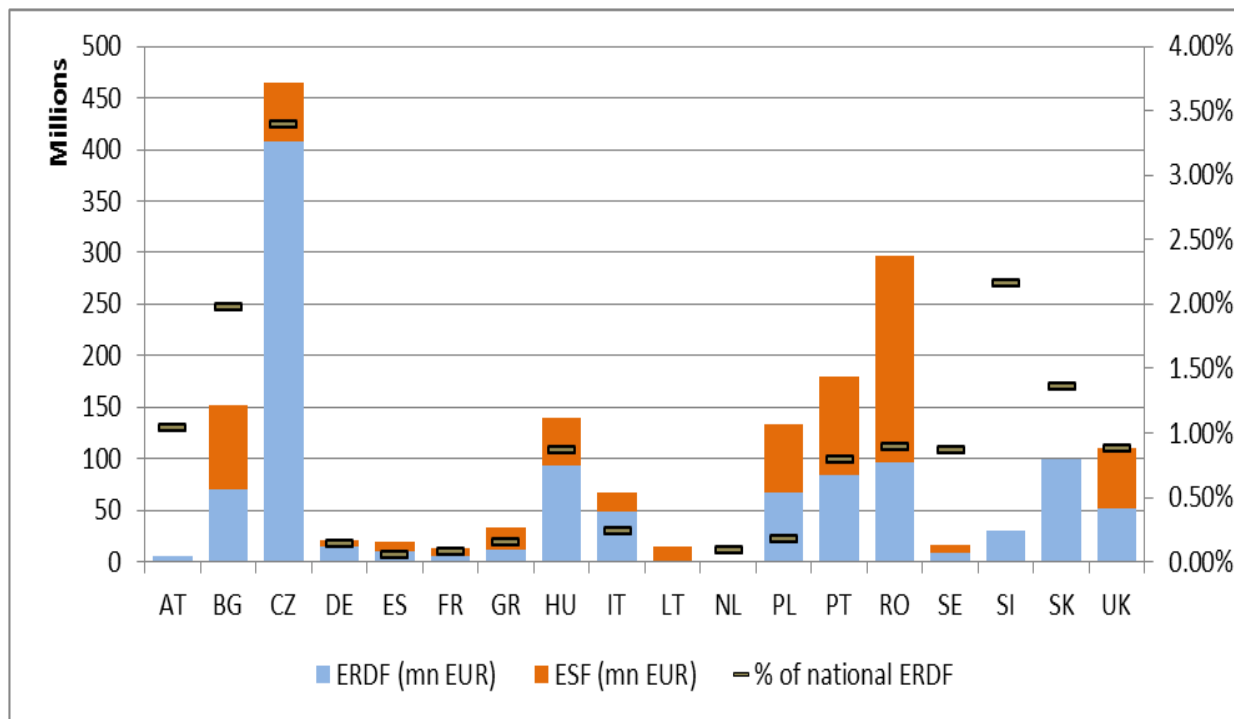
Source: Own elaboration

Overview about LAGs using ERDF and ESF

Expert assignment → survey with Managing Authorities
with ERDF/ESF for CLLD in their Operational Programme

1. General overview
2. Fourth insights about LAGs using ERDF and ESF
 - Population
 - Territorial focus
 - Thematic approach
 - Specific social targeting

ERDF and ESF supporting CLLD - allocation by MS



Source: DG Regio, Operational Programmes

Programming results

18 MS apply CLLD in CP

EUR 1.8 billion

ERDF 1.1 bn (0.6%)

ESF 0.7 bn (0.8%)

For comparison:

EAFRD 6.9 bn (7%)

EMFF 0.5 bn (9%)

14 MS use both funds

➤ GR, HU, PL, PT, SE via multi-fund OP

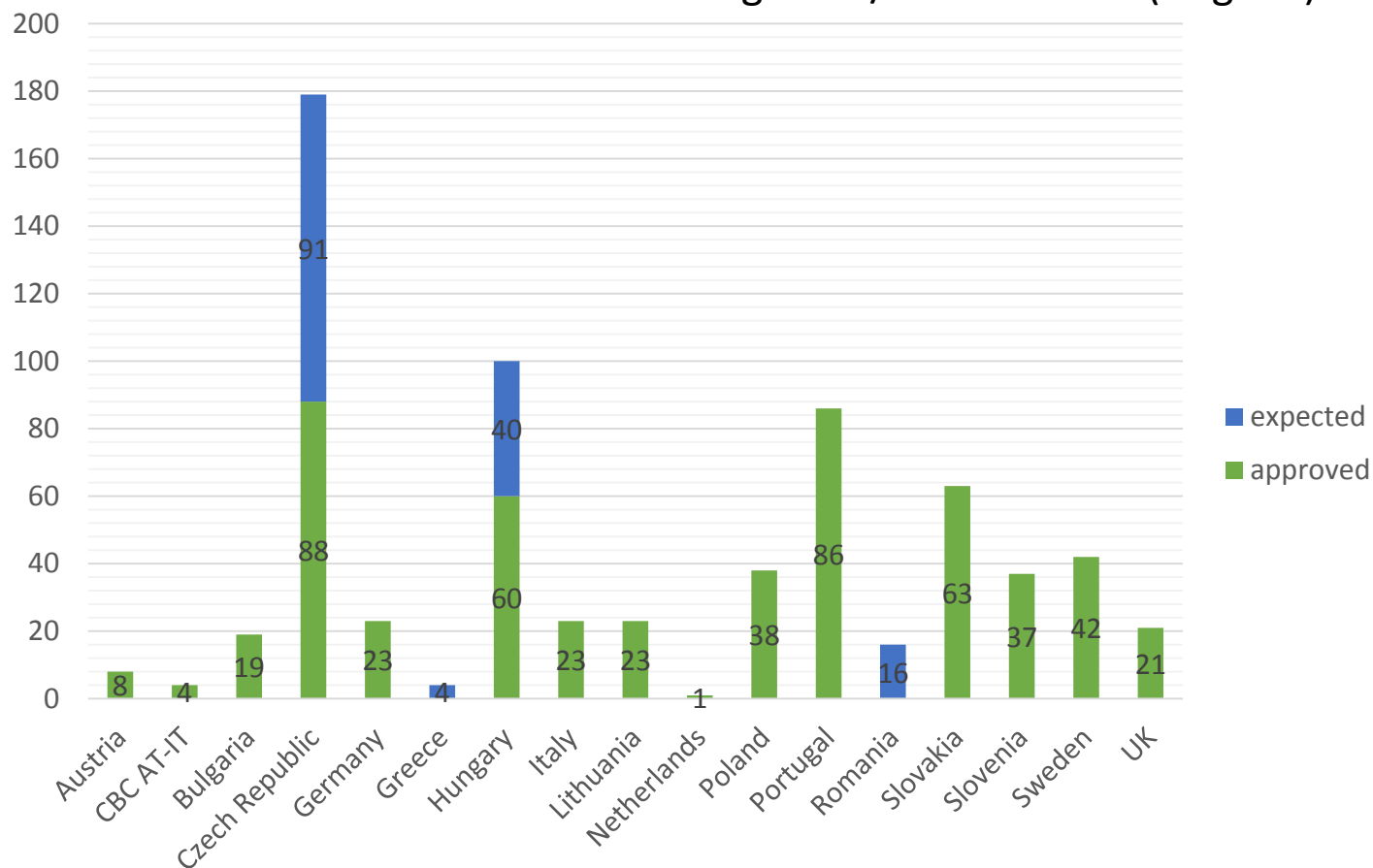
Concentration

92% by 9 MS

25% by CZ alone

Overview about LAGs using ERDF and ESF

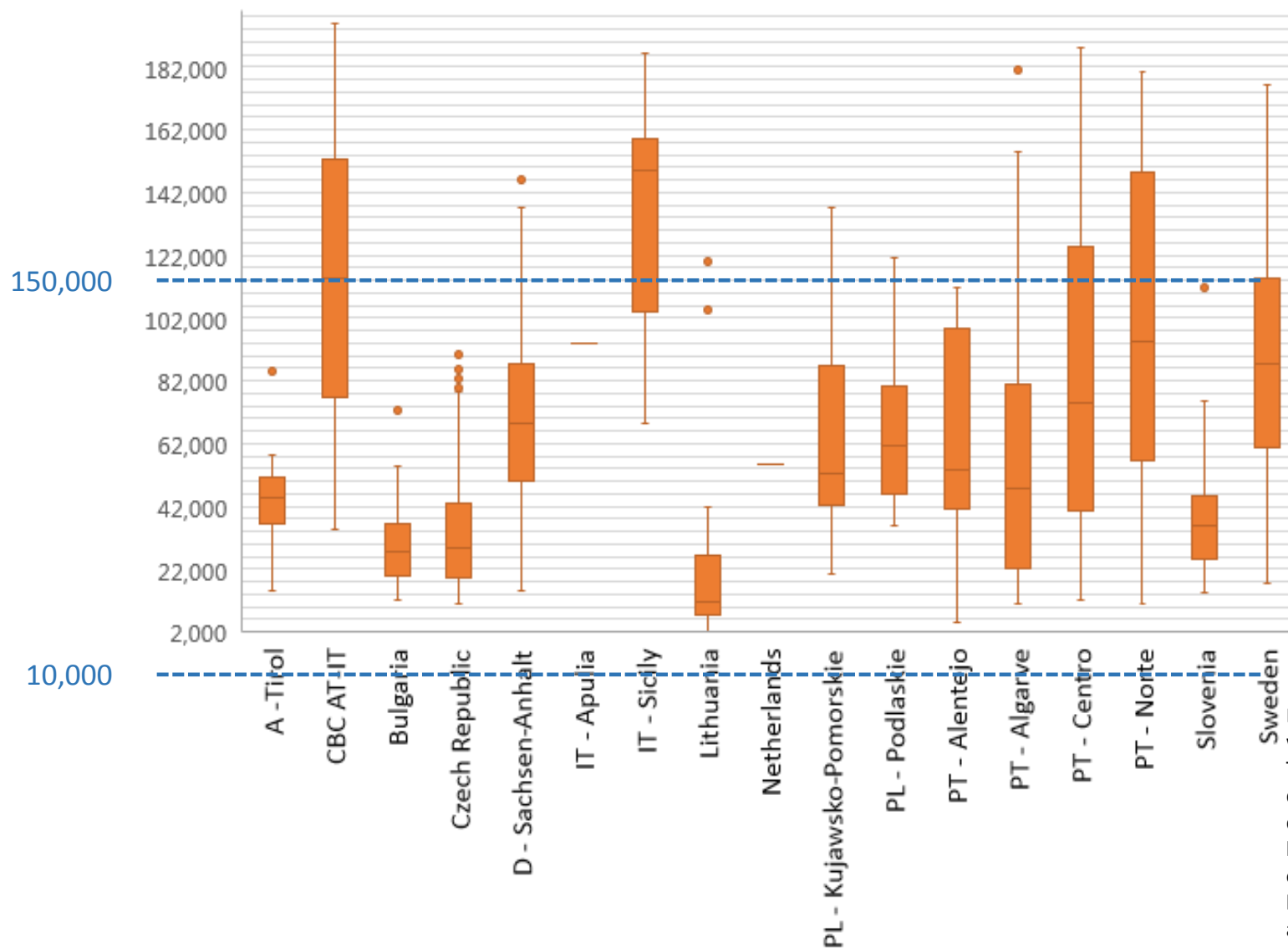
Overview of n. of LAGs using ERDF/ESF in the EU (Aug. 17)



Source: Own Expert assignment on LAGs using ERDF and ESF

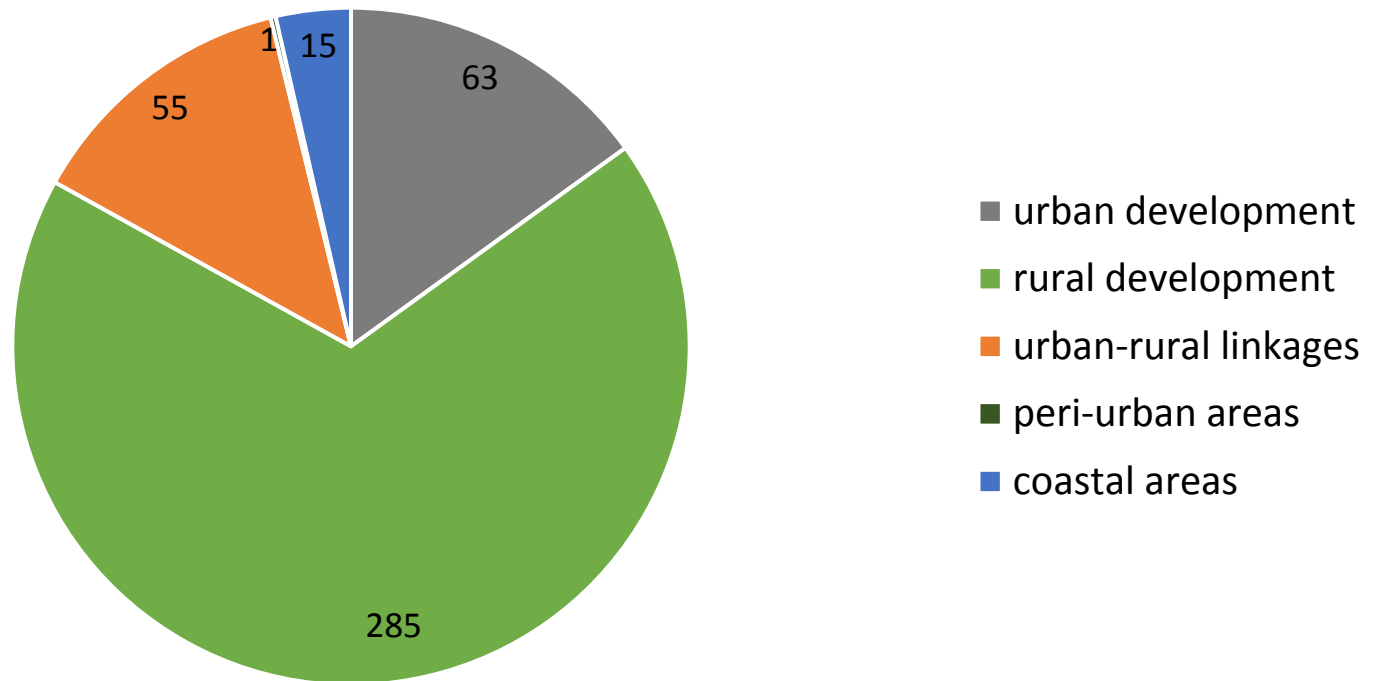
Overview about LAGs using ERDF and ESF

Population of LAGs using ERDF/ESF

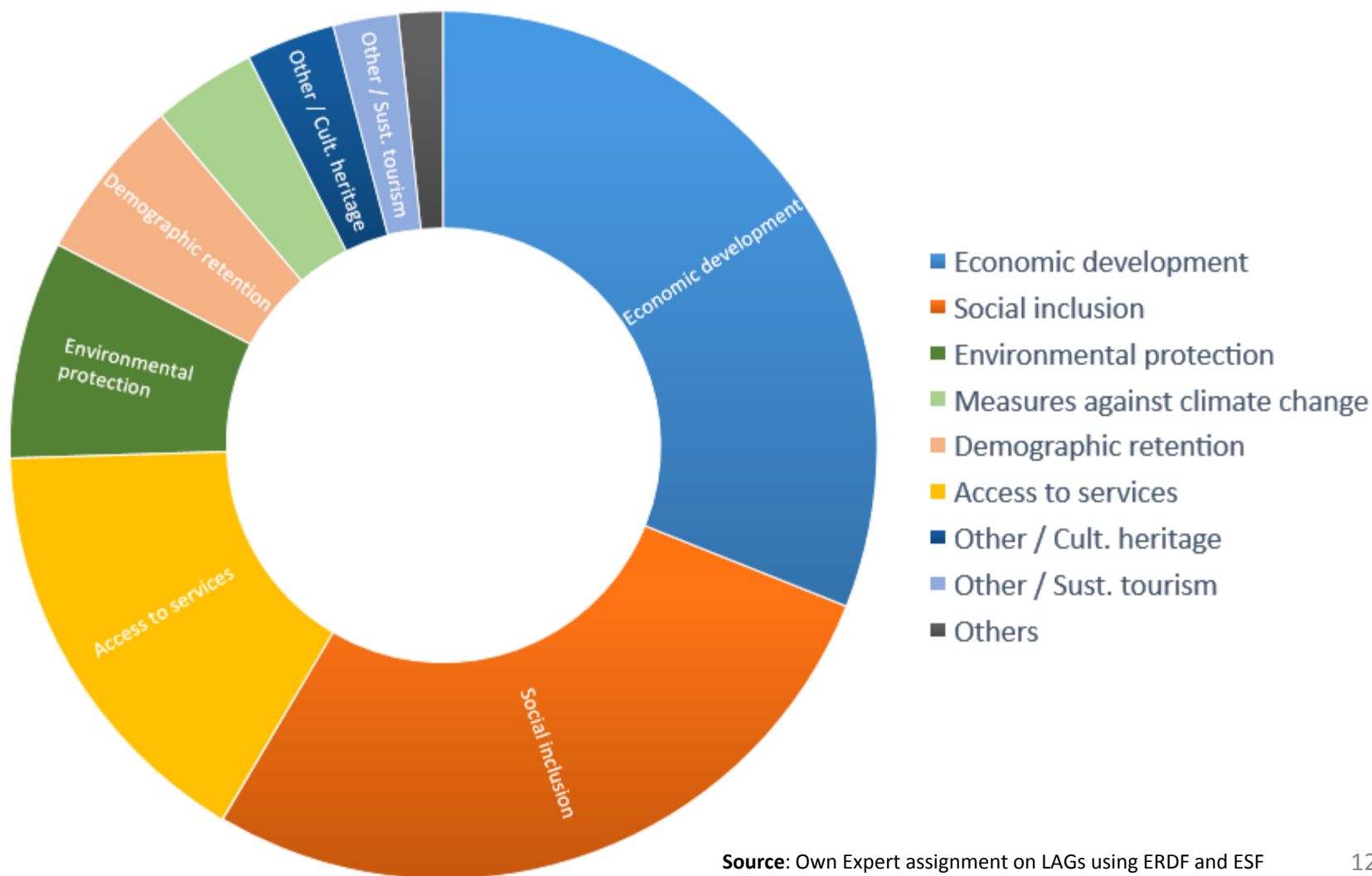


Note on the box-and-whisker plot:
 The box goes from the first quartile (Q1) to the third quartile (Q3). The vertical lines indicate variability outside the upper and lower quartiles. Single dots are outliers. The horizontal line is the median of the data set.

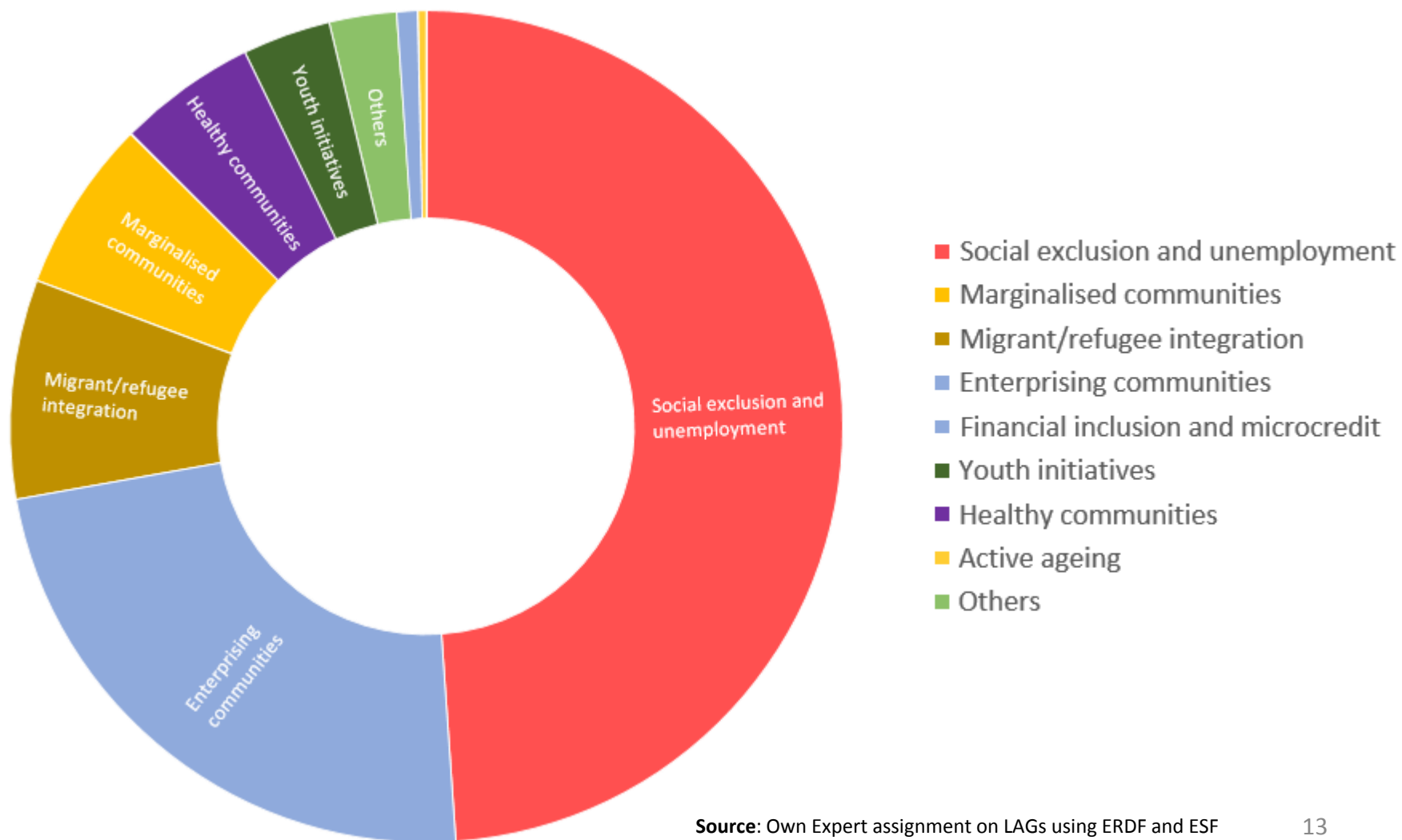
Territorial focus of the Local Development Strategy



Thematic Approach of the Local Development Strategy



Specific social targeting of Local Development Strategy



General remarks

- New approaches and novelties: half-way through
- Broad but geographically varied uptake

- Recognition of the importance of the LEADER approach
- ERDF and/or ESF: it brings back the URBAN and EQUAL experiences

- CLLD: Interesting answer to the demand for new democratic participation and to the request for new opportunities for the direct involvement of local groups
- Challenges and bottlenecks to be explored, in order to enabling its potentialities

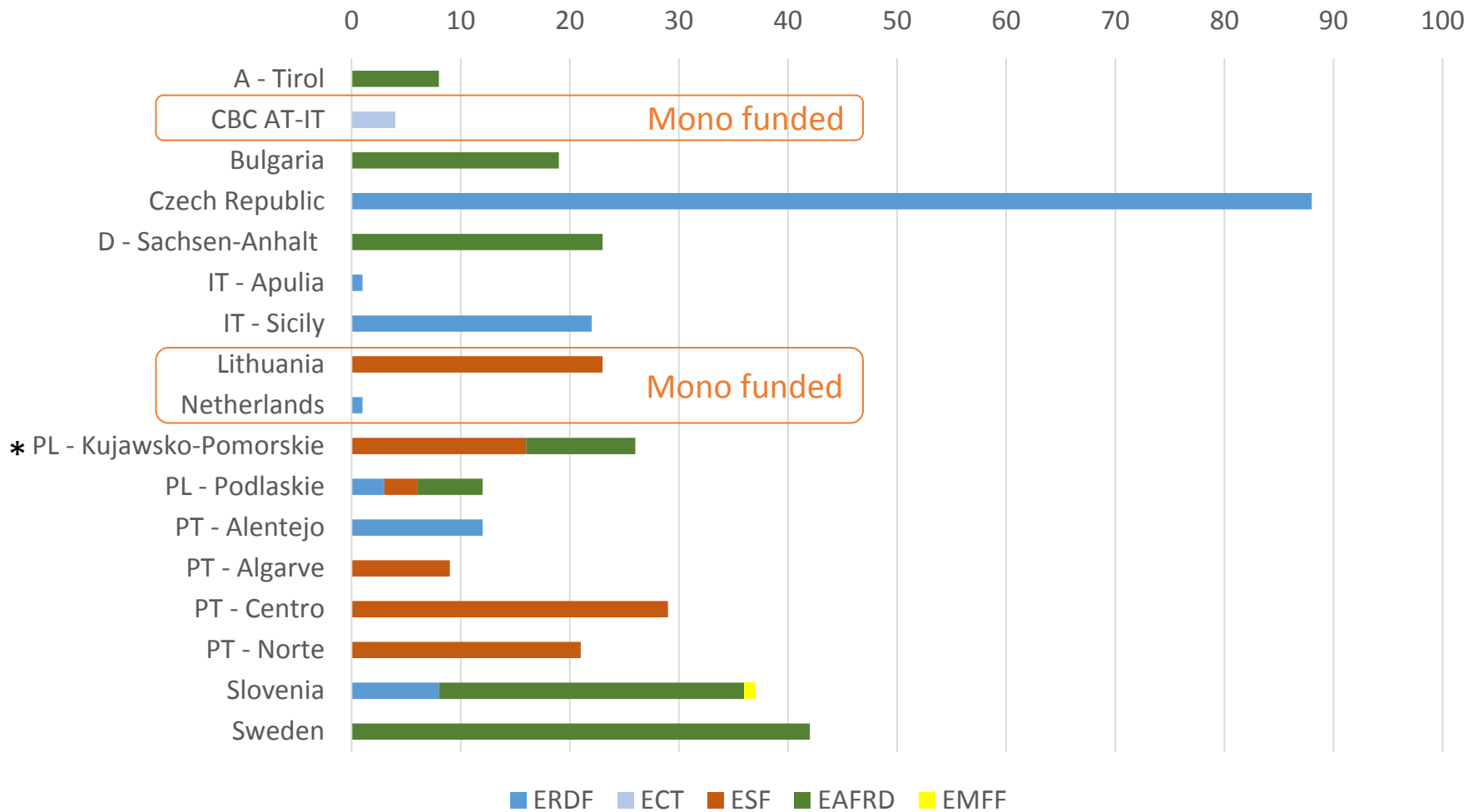
Thank you

Loris.Servillo@gmail.com



Talking about integration:
Victor Brauner, « Ruptures and Reconciliations of Forms », 1959

Lead fund in LAGs using ERDF and ESF



* 7 LAGs in Kujawsko-Pomorskie Voivodeship are ESF mono-funded.