

EU27 Number of interviews: 26.723

MK* Number of interviews: 1.056

Fieldwork: 24/09-08/11/2011

Fieldwork: 24/09-28/09/2011

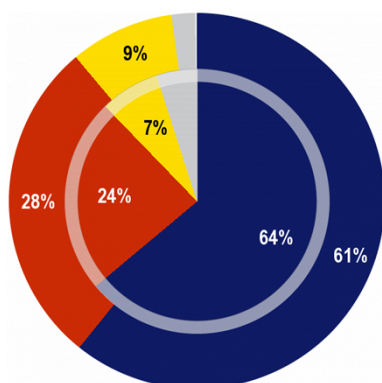
Methodology: face-to-face

* Provisional code which does not prejudice in any way the definitive nomenclature for this country, which be agreed following the conclusion of negotiations currently taking place at the United Nations.

1. Demographic trends:

Europe's populations are ageing fast as a result of low birth rates and rising life expectancy. The number of people aged 65 and over relative to people of working age is expected to double by 2060.

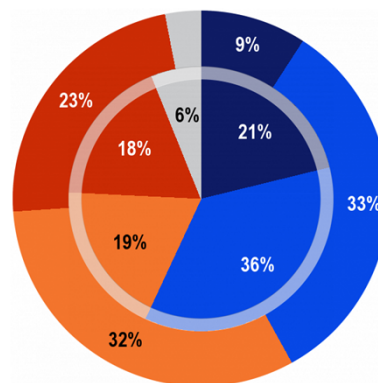
QB5. For the next question, we will be talking about people aged 55 and over. Would you say that the way in which people aged 55 and over are generally perceived in (OUR COUNTRY) is...?



- Total 'Positive'
- Total 'Negative'
- Neither positive nor negative (SPONTANEOUS)
- Don't know

EU27 Outer pie MK Inner pie

QB12. Some people believe that the population is getting older. How concerned are you personally about a possible increase in the proportion of people in (OUR COUNTRY) aged 65 and over? Would you say you are...?



- Very concerned
- Fairly concerned
- Not very concerned
- Not at all concerned
- Don't know

EU27 Outer pie MK Inner pie

2. Employment:

Although the typical pensionable age is 65 years, the average exit age from the labour force in 2009 was about 61.5 years, ranging from just under 59 to just over 65.

QB13. Thinking about the job you have currently, until what age do you think you will be capable of doing the work you are doing today?

Average

EU27 MK

TOTAL	61.7	59.3
-------	------	------

By occupation

Self-employed	64.9	61.9
Managers	63.2	61.3
Other white collars	61.8	60.5
Manual workers	59.9	56.8

Socio-demographic breakdown

QB20. Would you like to continue working after you reach the age when you are entitled to a pension?

Yes

EU27 MK

TOTAL	33%	26%
-------	-----	-----

By occupation

Self-employed	46%	39%
Managers	37%	20%
Other white collars	29%	22%
Manual workers	28%	25%

Socio-demographic breakdown

EU27 Number of interviews: 26.723

Fieldwork: 24/09-08/11/2011

MK* Number of interviews: 1.056

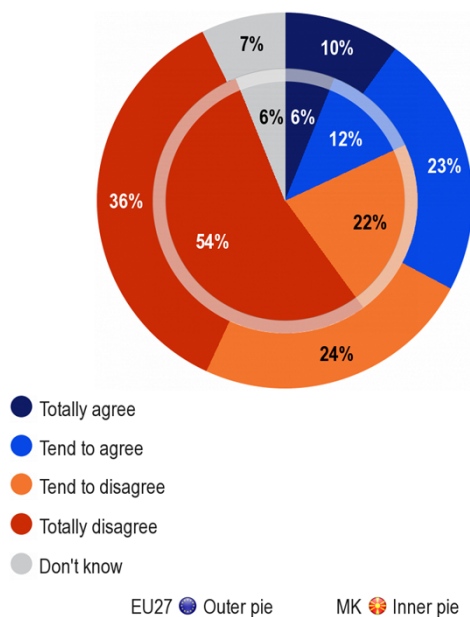
Fieldwork: 24/09-28/09/2011

Methodology: face-to-face

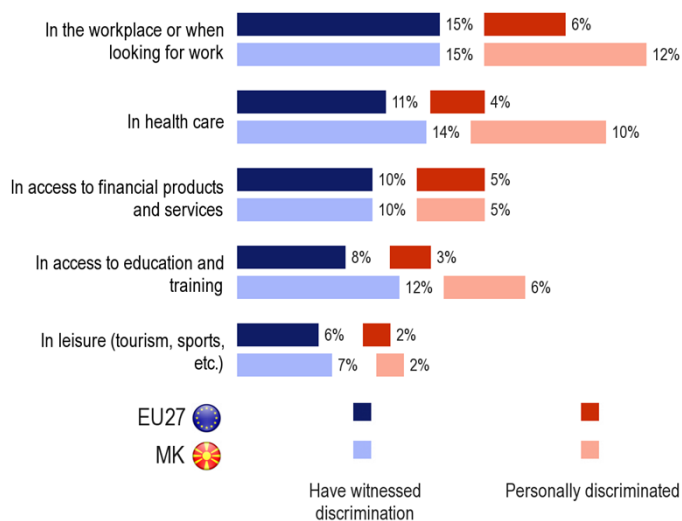
* Provisional code which does not prejudice in any way the definitive nomenclature for this country, which be agreed following the conclusion of negotiations currently taking place at the United Nations.

2. Employment

QB16. To what extent do you agree or disagree that the official retirement age in (OUR COUNTRY) will need to increase by the year 2030? (IF NECESSARY: FOR EVERYONE, MEN AND WOMEN)



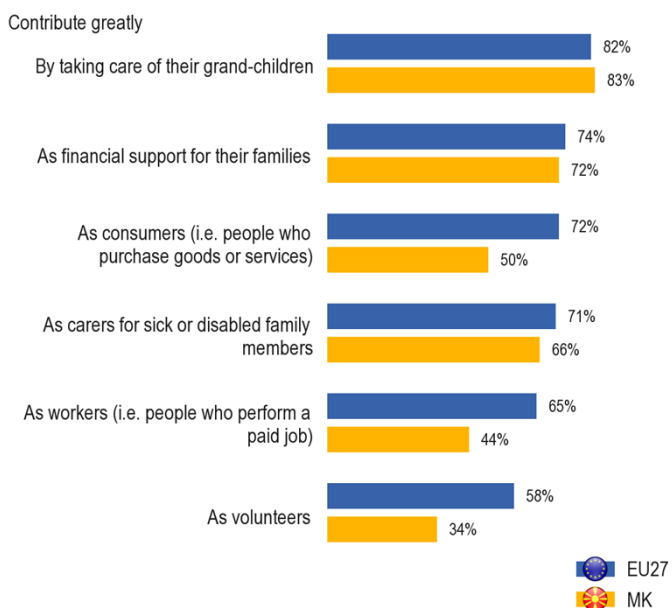
QB24. Age discrimination can affect people of all ages. However, for this question I would like you to think only about those situations where people have been discriminated against because they are perceived to be too old. In the last two years, have you either been a victim of such discrimination because of your age yourself or have you witnessed age discrimination in any of the following areas?



3. Contribution of older people:

There are many different ways in which older people can contribute to the economy and society; as employees, as consumers, as volunteers and as informal carers and by providing financial support to relatives.

QB8. There are many different ways in which people can contribute to society. To what extent do you think people in (OUR COUNTRY) aged 55 and over contribute in the following areas?



QB25. Do you currently participate actively in or do voluntary work for one or more of the following organisations?

* Respondents were given a wide range of charitable and other voluntary organisations to select from.

	EU27 (%)	MK (%)
Total 'Does voluntary work'		
TOTAL	26%	16%
1 Age		
15-54	26%	19%
55 +	27%	9%

Socio-demographic breakdown



EU27 Number of interviews: 26.723

Fieldwork: 24/09-08/11/2011

MK* Number of interviews: 1.056

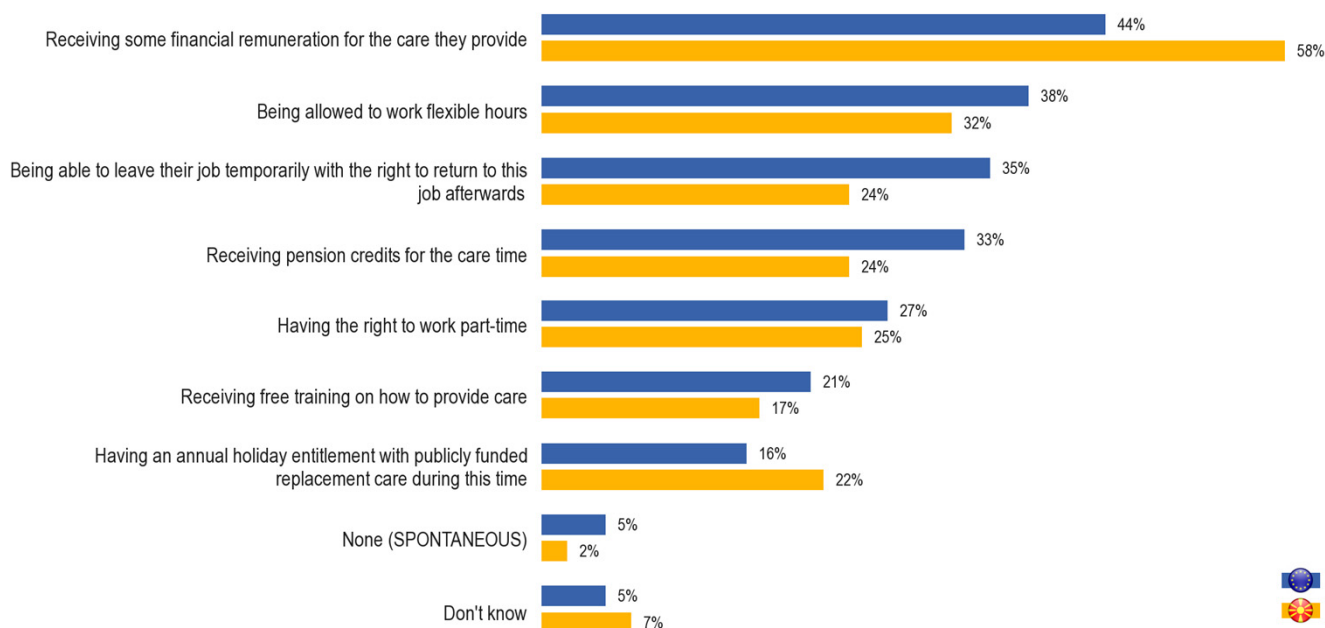
Fieldwork: 24/09-28/09/2011

Methodology: face-to-face

* Provisional code which does not prejudice in any way the definitive nomenclature for this country, which be agreed following the conclusion of negotiations currently taking place at the United Nations.

3. Contribution of older people

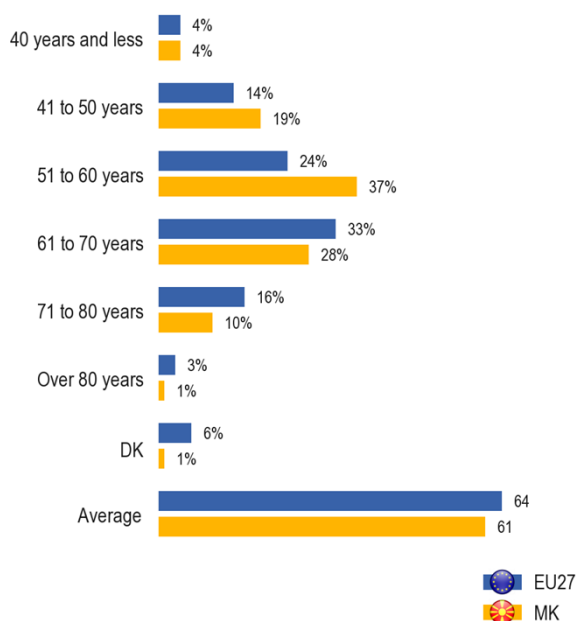
QB33. What would be the most useful things the government could do to help people who care for older family members?



EU27
 MK

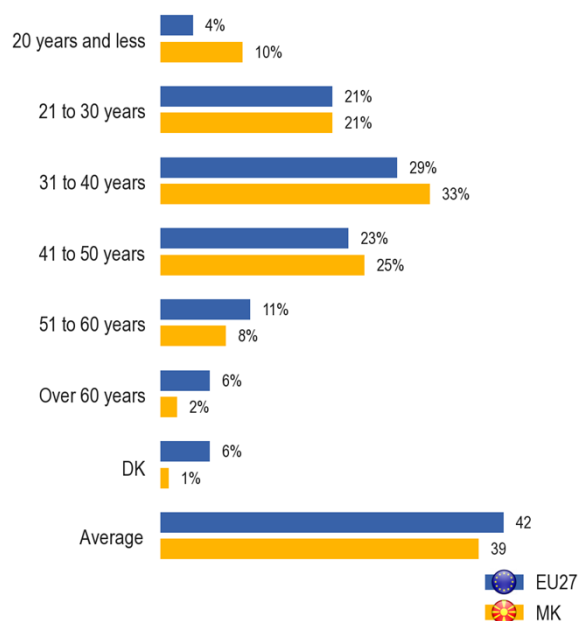
4. Perceptions of old and young

QB2. In your opinion, thinking about the age when one starts to be regarded as "old", at what age would you say that happens?



EU27
 MK

QB3. And thinking about the age when one stops being regarded as "young" at what age would you say that happens?



EU27
 MK



EU27 Number of interviews: 26.723

Fieldwork: 24/09-08/11/2011

MK* Number of interviews: 1.056

Fieldwork: 24/09-28/09/2011

Methodology: face-to-face

* Provisional code which does not prejudice in any way the definitive nomenclature for this country, which be agreed following the conclusion of negotiations currently taking place at the United Nations.

5. Adapting to ageing

QB29.2. When a place is described as "age-friendly" it means that the environment is adapted to the needs of older people. Would you say that ... is "age-friendly" or not?

Your local area

Yes



EU27



MK

TOTAL	65%	55%
-------	-----	-----

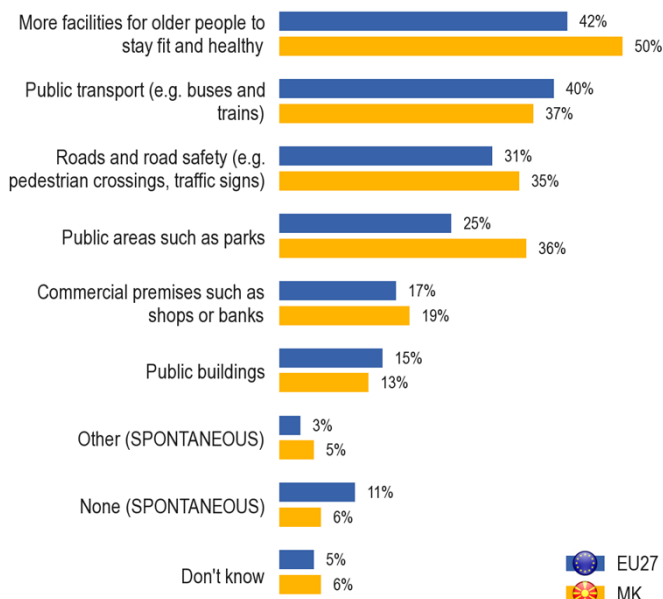


Age

15-54	64%	53%
55 +	67%	59%

Socio-demographic breakdown

QB30. In your opinion, where are improvements most needed to make your local area more "age friendly"?



EU27
 MK

QB35. For each of the following institutions, could you please tell me whether you think they play a positive or negative role in tackling the challenges of the ageing population in (OUR COUNTRY)?

