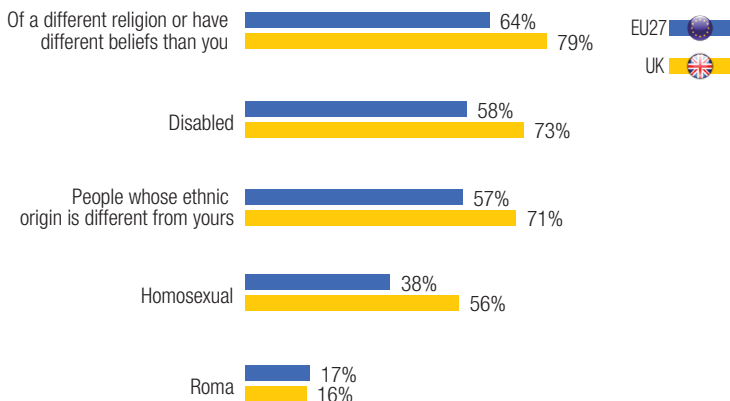


1. Context

QE16 Do you have friends or acquaintances who are...?

Answer: Yes



Socio-demographic breakdown

ITEM: People whose ethnic origin is different from yours

% Yes	EU27	UK
Total	57%	71%

Gender	EU27	UK
Male	60%	73%
Female	54%	69%

Age	EU27	UK
15-24	71%	84%
25-39	65%	75%
40-54	60%	81%
55+	42%	55%

Education (end of)	EU27	UK
15-	41%	55%
16-19	56%	72%
20+	67%	87%
Still Studying	73%	88%

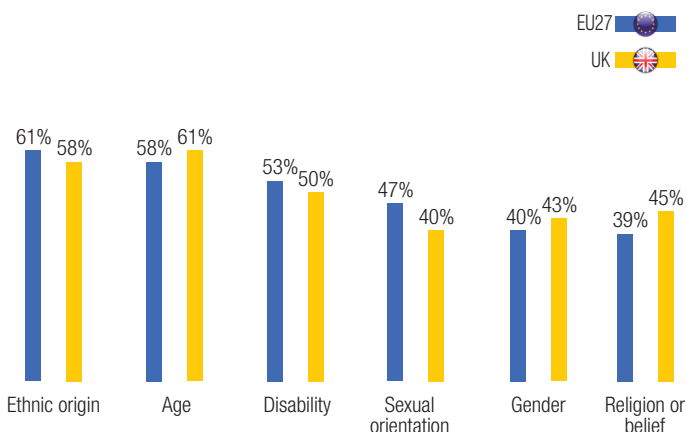
The great majority of the British say they include people of religion, or different belief from theirs, disabled people, people of different ethnic origin from theirs or homosexuals in their circle of acquaintances or friends. The results obtained in the United Kingdom are evidence of a greater mix in terms of social network compared to what was observed in the other member states.

It is particularly British people between 15 and 54 who appear to have relations with people of another ethnic origin than theirs. This appears to be less frequently the case for their elders and those who have studied the longest.

2. Perception and experience of discrimination

QE1 For each of the following types of discrimination, could you please tell me whether, in your opinion, it is very widespread, fairly widespread, fairly rare or very rare in (OUR COUNTRY)? Discrimination on the basis of...

Answer: Total "widespread"

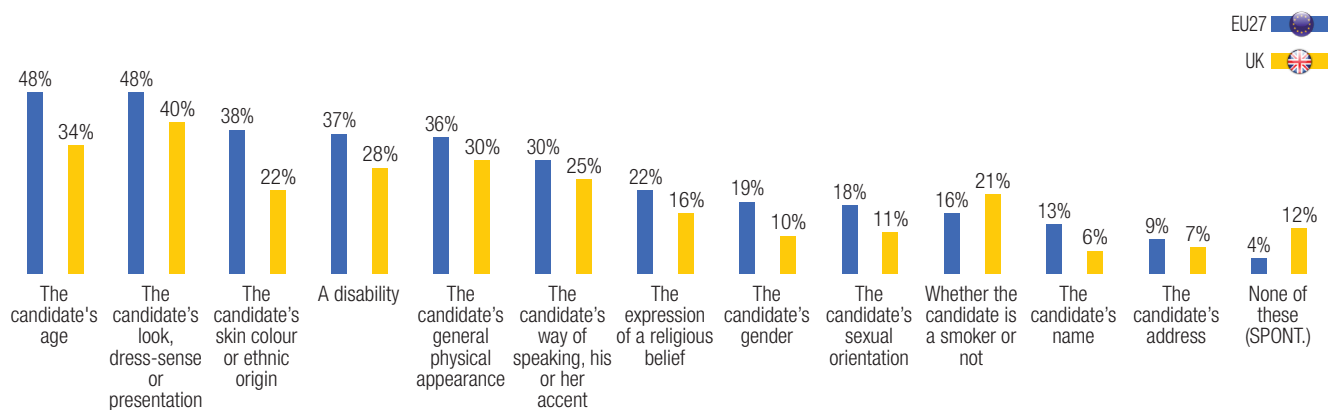


The hierarchy of the most widespread forms of discrimination is similar to that obtained at the level of the European Union: discrimination on the basis of age, ethnic origin and disability form the leading 'trio'. We noted that discrimination on the basis of gender or religion appears as more common than in the rest of the member states whilst that seems to be the contrary where sexual orientation is concerned.



3. Discrimination at work

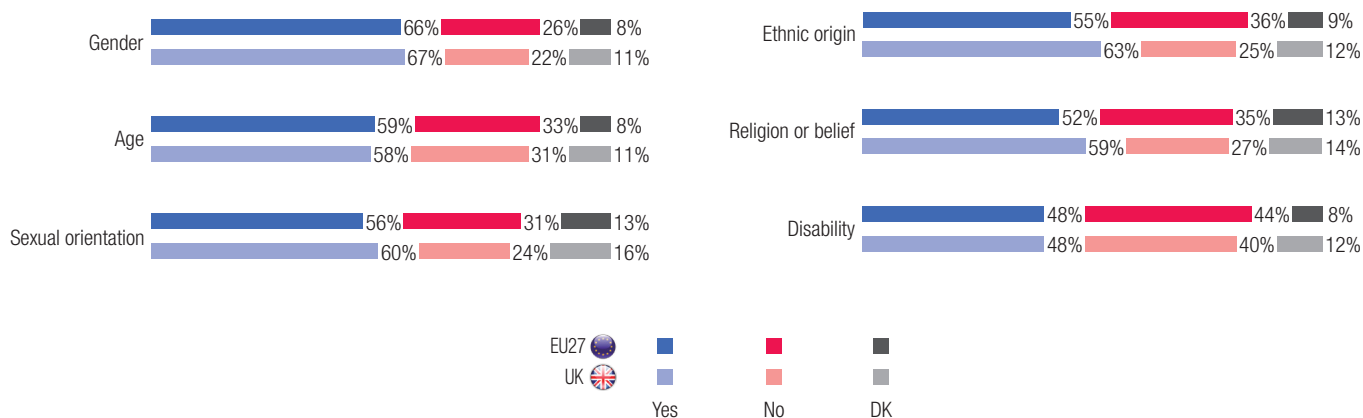
QE5 In (OUR COUNTRY), when a company wants to hire someone and has the choice between two candidates with equal skills and qualifications, which of the following criteria may, in your opinion, put one candidate at a disadvantage?



The hierarchy of potential grounds of discrimination when recruiting in the United Kingdom is significantly different compared to the European average. The way of dressing or presenting themselves, age and disability but also the physical appearance of the applicant are more frequently quoted. Skin colour or ethnic origin are only put in sixth place whilst this criterion is the third most often mentioned in the Union as a whole.

4. Diversity in the media

QE11 Do you think that diversity is sufficiently reflected in the media, in terms of...?

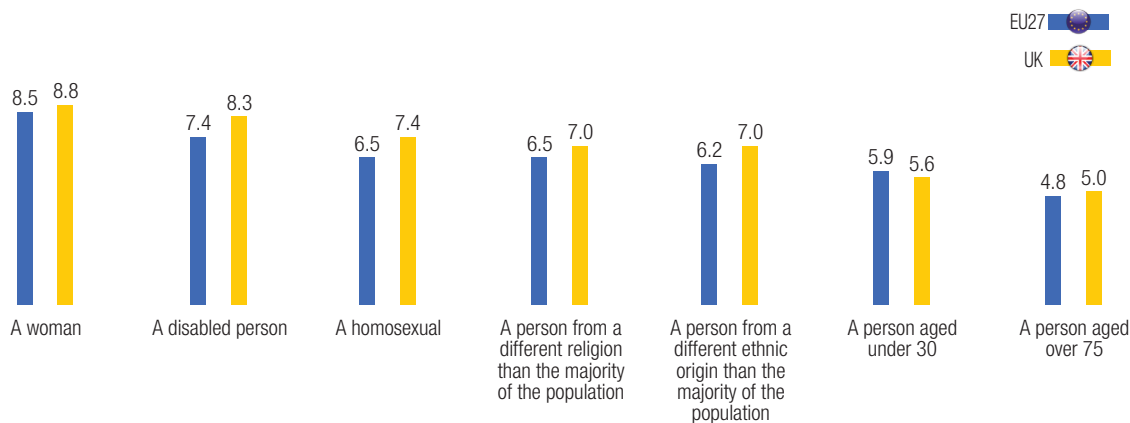


The majority of the British (and often in higher proportion to the European average) think that diversity is sufficiently represented in the media. As we observed in other member states, disability nevertheless seems to suffer a lack of more pronounced attention compared to other criteria.



QE6 And using a scale from 1 to 10, please tell me how you would feel about having someone from each of the following categories in the highest elected political position in (OUR COUNTRY)?

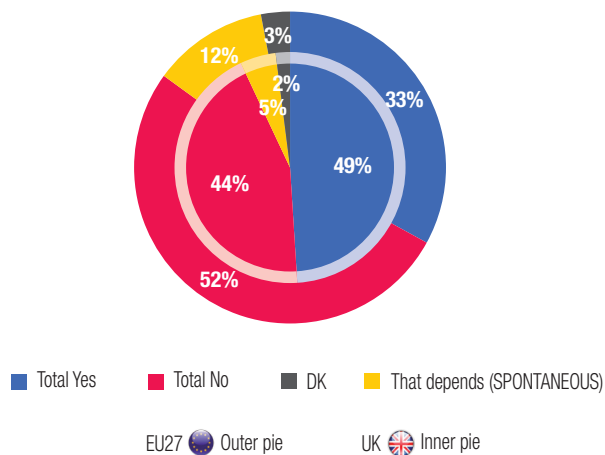
Answer: Average note



Comparatively to the European average, the British as a whole seem more open to the scenarios proposed in this question. The idea of a 'woman', disabled or homosexual political leader does not pose any problem at all to a large majority of respondents. It is also the case but to a lesser extent if a political personality from another religion or another ethnic origin were elected to the highest political office in the country. The idea of a personality of under 30 or on the contrary over 75 seems nevertheless to raise more reserve.

6. Fighting discrimination

QE10 Do you know your rights if you are the victim of discrimination or harassment?



Socio-demographic breakdown

% Yes	EU27	UK
Total	33%	49%
Gender		
Male	35%	52%
Female	31%	46%
Age		
15-24	34%	54%
25-39	37%	61%
40-54	36%	53%
55 +	27%	35%
Education (end of)		
15-	21%	34%
16-19	33%	51%
20+	44%	62%
Still Studying	33%	56%

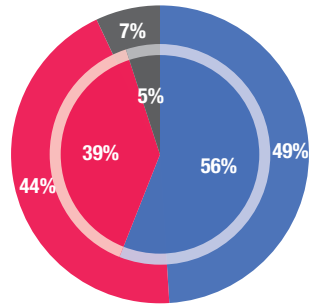
The British seem to know their rights better, if they were victim of discrimination or harassment, than the European average (16 points more). There are nevertheless almost as many who think the contrary...

The young British and people who have studied the most are evidence of a significantly greater knowledge than the rest of the socio-demographic categories. We noted finally that women (often victim of such discrimination) seem less aware of their rights than men.



6. Fighting discrimination

QE9 In general, would you say that enough effort is made in (OUR COUNTRY) to fight all forms of discrimination?



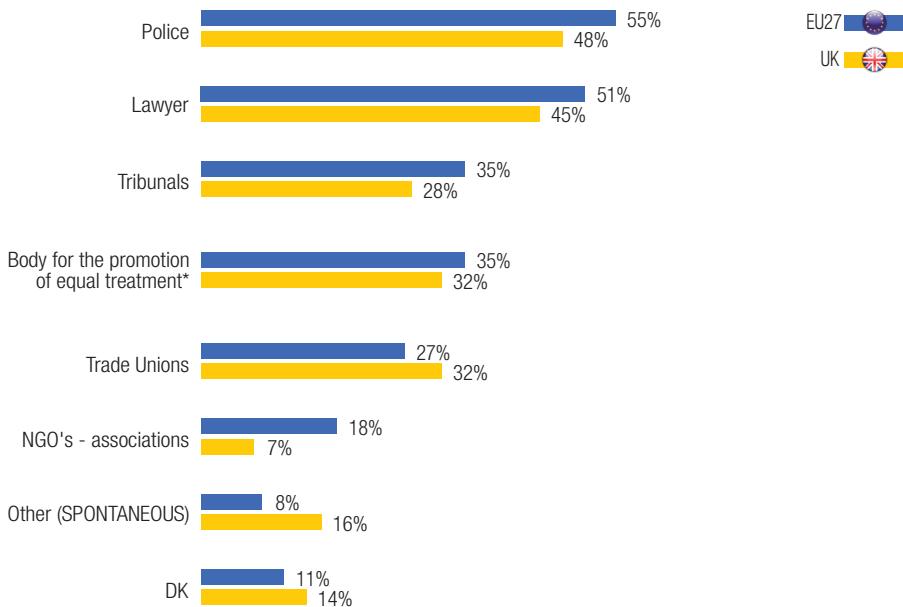
■ Total Yes ■ Total No ■ DK
EU27 Outer pie UK Inner pie

Evolution May-June 2009 - Feb-March 2008

	EU		UK	
	EB71.2	Diff EB71.2-EB69.1	EB71.2	Diff EB71.2-EB69.1
Total Yes	49%	+2	56%	+3
Total No	44%	-4	39%	-6
DK	7%	+2	5%	+3

The English are seen to be less critical than their counterparts in Europe as a whole in the judgement of the efforts made in their country to combat all forms of discrimination (7 points gap). We noted in addition that the results recorded in this aspect increased by 3 points a year.

QE15T In case you are the victim of discrimination or harassment, to whom would you prefer to report your case? Firstly? And then? And finally?



* Specific name given in each country

In the United Kingdom, the hierarchy of recourse in the event of discrimination or harassment is significantly the same as that observed at European level: the police and lawyers are quoted at the top. Then the trade unions come next (+ 5 points compared to the European average) and an organisation for the promotion of equal opportunities. NGOs and other associations received significantly lower quotes than the European level (11 points less).

