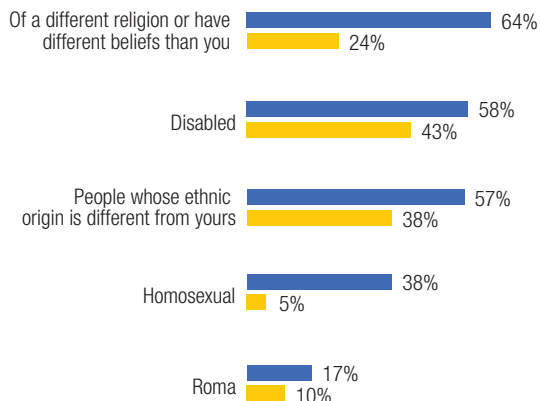


1. Context

QE16 Do you have friends or acquaintances who are...?

Answer: Yes



Socio-demographic breakdown

ITEM: People whose ethnic origin is different from yours

% Yes	EU27	TR
Total	57%	38%

Gender		
Male	60%	45%
Female	54%	32%

Age		
15-24	71%	43%
25-39	65%	36%
40-54	60%	45%
55+	42%	28%

Education (end of)		
15-	41%	31%
16-19	56%	44%
20+	67%	62%
Still Studying	73%	48%

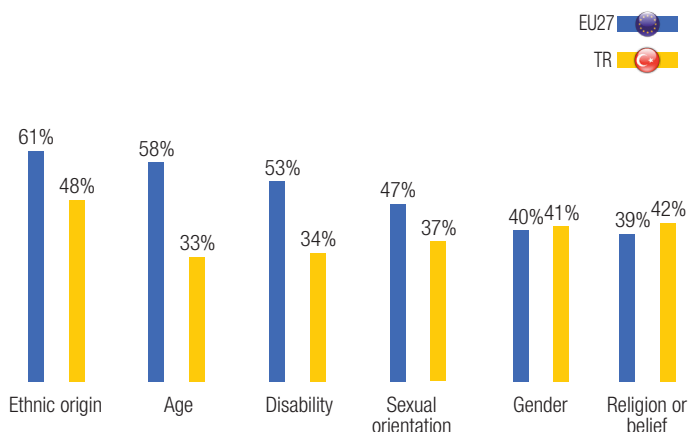
Only a minority of Turks say they are friends with or have disabled acquaintances, or of ethnic origin different from theirs or religion or beliefs from theirs. The results obtained on this question particularly stand out from those obtained at the level of the Union. Only one tenth of them know Roma and only 5% have homosexual friends (compared to more than 7 times more at the European level).

As happens at European level (but in higher proportions), the Turks who have studied the longest are the most in contact with people of another ethnic origin. They are also amongst the 40-54 age group (whilst they are in the majority in the 15-24 year old Europeans).

2. Perception and experience of discrimination

QE1 For each of the following types of discrimination, could you please tell me whether, in your opinion, it is very widespread, fairly widespread, fairly rare or very rare in (OUR COUNTRY)? Discrimination on the basis of...

Answer: Total "widespread"

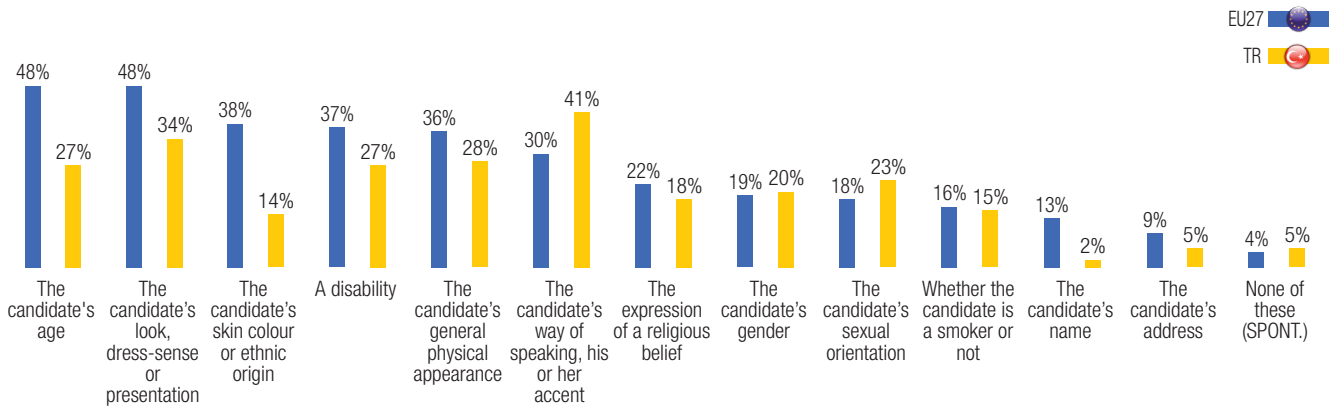


The Turks consider that ethnic origin is the most widespread type of discrimination in their country, but in much lower proportions than the European average. Religion and gender are then quoted before sexual orientation, disability and age (but in much lower proportions than at European level).



3. Discrimination at work

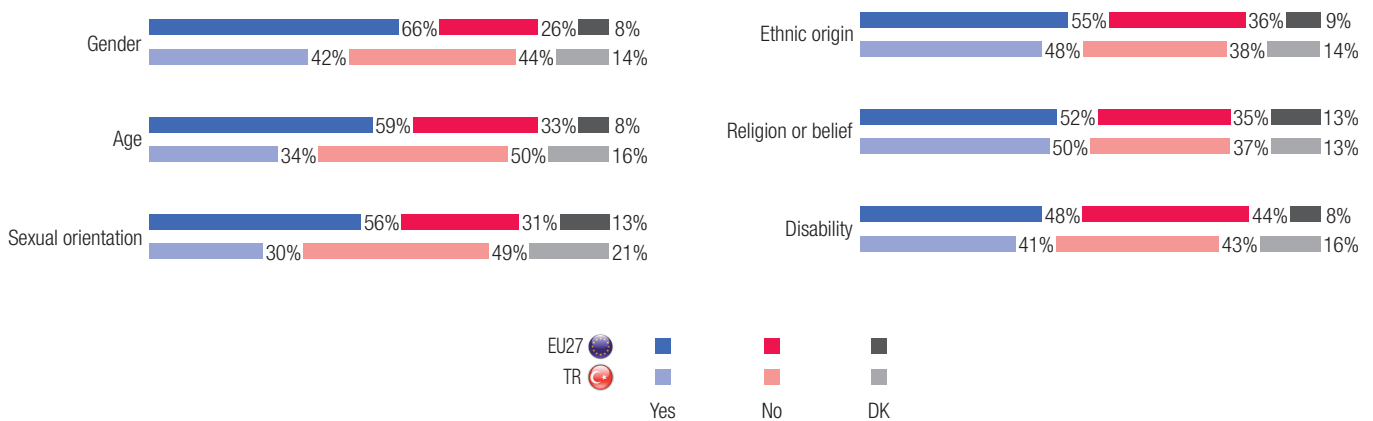
QE5 In (OUR COUNTRY), when a company wants to hire someone and has the choice between two candidates with equal skills and qualifications, which of the following criteria may, in your opinion, put one candidate at a disadvantage?



The hierarchy of potentially discriminating criteria on recruitment is quite different (at least for the first criteria) in Turkey and in the rest of the European Union. The Turks mention first the way of speaking, the applicant's accent, then their way of dressing, of presenting themselves and their general physical appearance. Their age and any disability come next. The sexual orientation of the applicant is quoted in sixth position whilst the ethnic origin is only placed in the tenth position (whilst this criteria occupies the third place at European level).

4. Diversity in the media

QE11 Do you think that diversity is sufficiently reflected in the media, in terms of...?



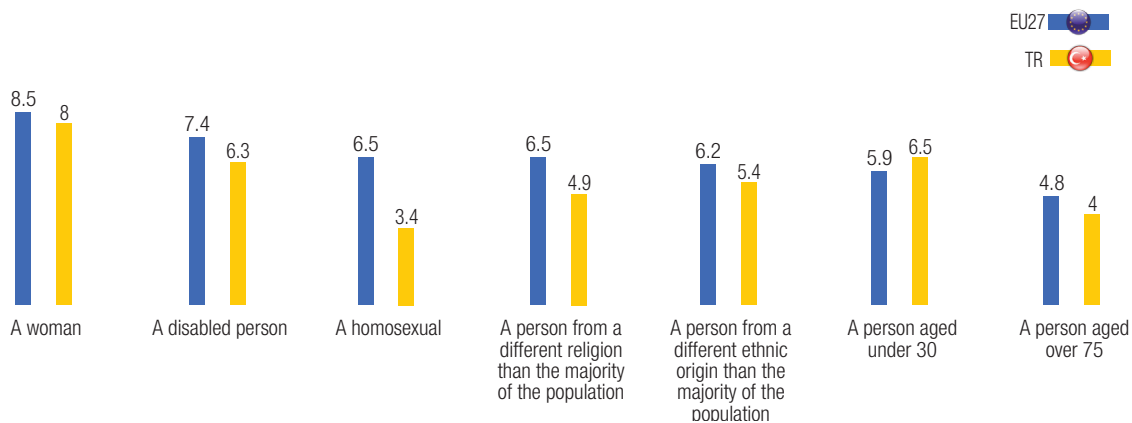
Contrary to aggregated replies at European level, a relative majority of Turks consider that diversity is not sufficiently reflected in the media as far as gender, age, sexual orientation and disability are concerned. They are, on the other hand, in the majority in thinking the ethnic origin and religion are sufficiently represented in the media.



5. Attitudes towards diversity

QE6 And using a scale from 1 to 10, please tell me how you would feel about having someone from each of the following categories in the highest elected political position in (OUR COUNTRY)?

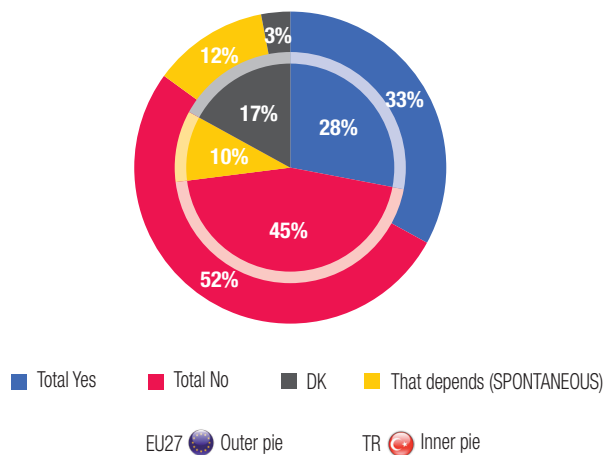
Answer: Average note



The Turkish population says it is favourable to a woman acceding to a top level political function in their country. They would not see any disadvantage either in a person of under 30 or a disabled person reaching this role. On the other hand they would be much more reserved if it were a person of ethnic origin or religion different from the majority. Finally the idea of a person of over 75 and particularly a homosexual person being elected to the post of a political leader seems much less welcome to them.

6. Fighting discrimination

QE10 Do you know your rights if you are the victim of discrimination or harassment?



Socio-demographic breakdown

% Yes	EU27	TR
Total	33%	28%
Gender		
Male	35%	31%
Female	31%	24%
Age		
15-24	34%	35%
25-39	37%	30%
40-54	36%	22%
55 +	27%	16%
Education (end of)		
15-	21%	27%
16-19	33%	29%
20+	44%	31%
Still Studying	33%	37%

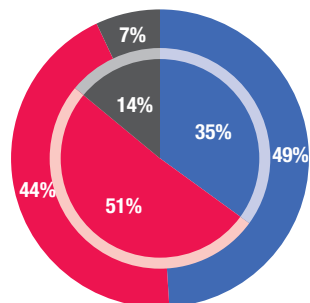
A little over one quarter of Turks say they know their rights if they were victims of discrimination or harassment, a result which is just below the European average. One out of two admits their ignorance in the matter to which we can add a fairly high non response rate to this question. (17%).

Women, older people and people who have studied the shortest are distinguished by significantly lower levels of knowledge of these rights than the rest of the Turkish population.



6. Fighting discrimination

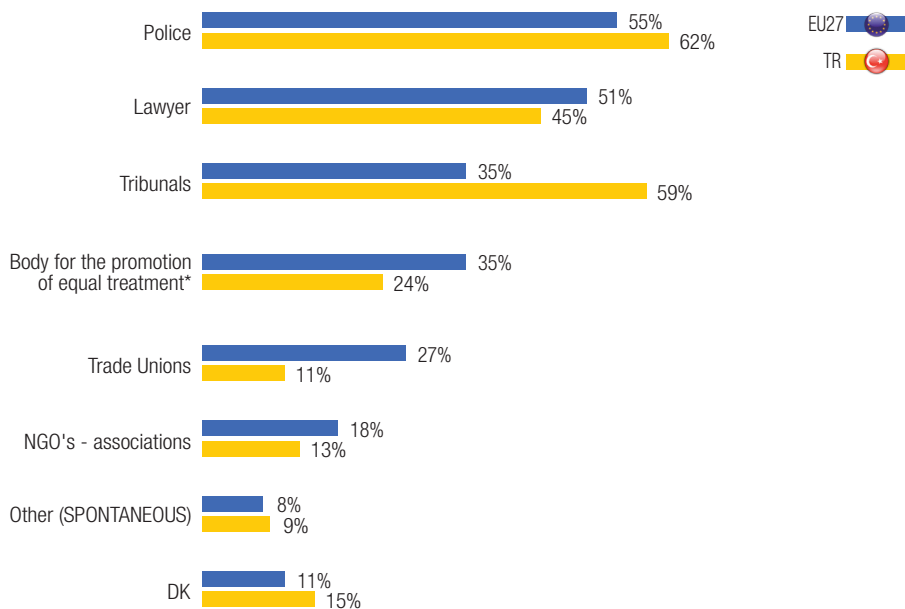
QE9 In general, would you say that enough effort is made in (OUR COUNTRY) to fight all forms of discrimination?



■ Total Yes ■ Total No ■ DK
 EU27  Outer pie TR  Inner pie

There are more Turks than the average of Europeans in considering that not enough effort is made in their country to combat all forms of discrimination (7 points more). Nevertheless 14% of them have difficulty in drawing up a list of any sort about this point.

QE15T In case you are the victim of discrimination or harassment, to whom would you prefer to report your case? Firstly? And then? And finally?



* Specific name given in each country

If as at European level, the police are the institution towards which potential victims of discrimination or harassment might turn first, the Turks say they are much more willing than their European counterparts to name the tribunals. These come in second place just before recourse to a lawyer and an organisation for the promotion of equal opportunities.

