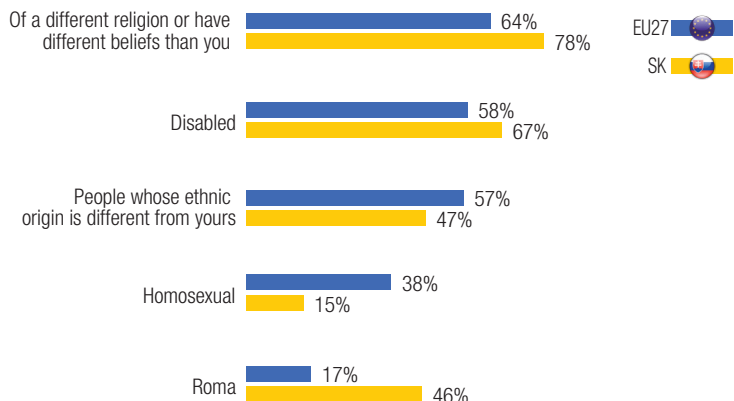


1. Context

QE16 Do you have friends or acquaintances who are...?

Answer: Yes



Socio-demographic breakdown

ITEM: People whose ethnic origin is different from yours

% Yes	EU27	SK
Total	57%	47%

Gender	EU27	SK
Male	60%	49%
Female	54%	44%

Age	EU27	SK
15-24	71%	51%
25-39	65%	50%
40-54	60%	46%
55+	42%	40%

Education (end of)	EU27	SK
15-	41%	34%
16-19	56%	45%
20+	67%	58%
Still Studying	73%	47%

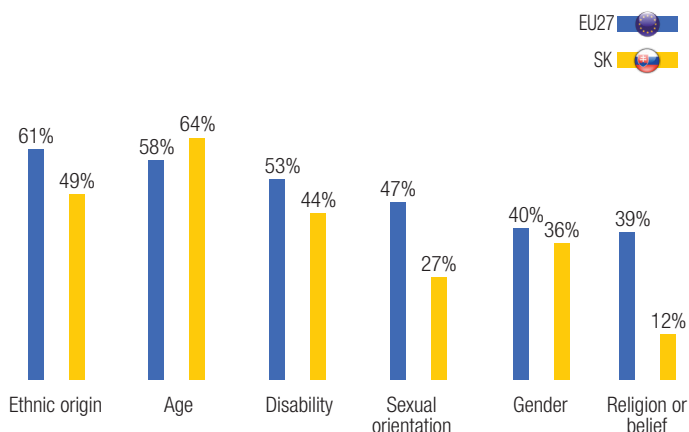
The majority of Slovaks say they have friends of acquaintances of religion or beliefs different from theirs as well as disabled friends. But they are slightly less in number than the European average in knowing people of different ethnic origin than theirs and many fewer in having contact with homosexual people. On the other hand there are many more than in the Union to be in contact with Roma.

As in the European Union but in much lower proportions the greatest number of Slovaks to have friends of one or other ethnic origin are found in the 15-24 year olds and amongst people who have studied longest.

2. Perception and experience of discrimination

QE1 For each of the following types of discrimination, could you please tell me whether, in your opinion, it is very widespread, fairly widespread, fairly rare or very rare in (OUR COUNTRY)? Discrimination on the basis of...

Answer: Total "widespread"

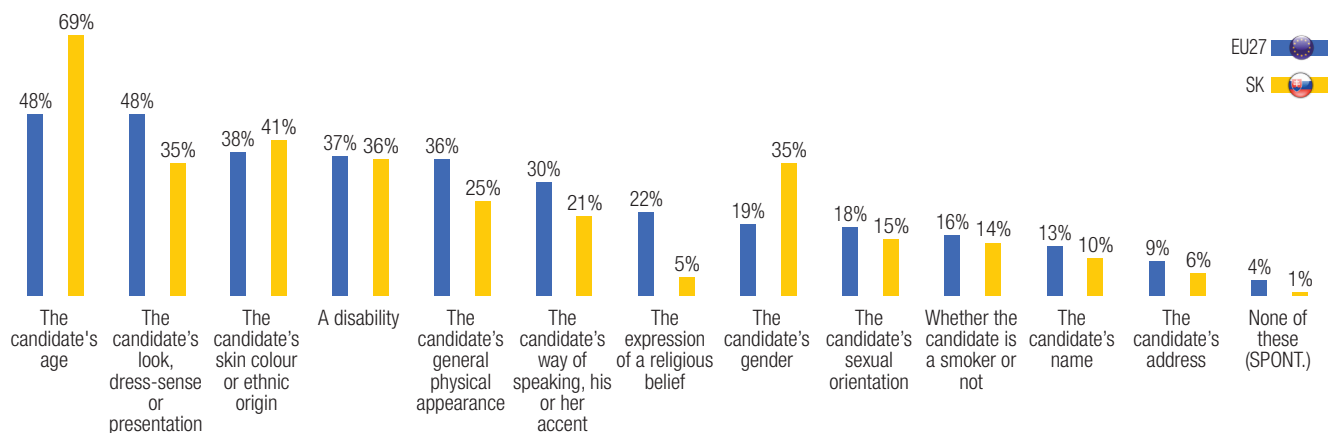


The Slovaks as a whole think that discrimination based on age is most widespread in their country before that based on ethnic origin, disability, gender, sexual orientation and finally religion. These last ones are still less quoted than at the European level.



3. Discrimination at work

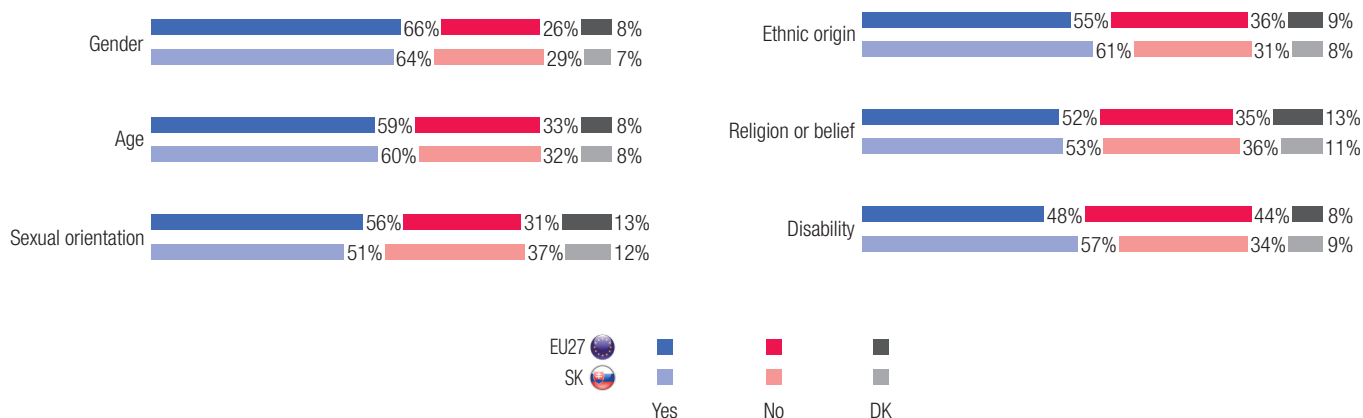
QE5 In (OUR COUNTRY), when a company wants to hire someone and has the choice between two candidates with equal skills and qualifications, which of the following criteria may, in your opinion, put one candidate at a disadvantage?



The hierarchy of potentially discriminating criteria when recruiting in Slovakia is overall fairly close to that observed in the European Union. Three major differences still appear: the first criteria, the applicant's age is quoted by 69% of Slovaks (21 points more than the European level), gender by 35% of Slovaks (16 points more) but particularly the expression of a religious belief is mentioned by only 5% of Slovaks (compared to 22% in the Union).

4. Diversity in the media

QE11 Do you think that diversity is sufficiently reflected in the media, in terms of...?



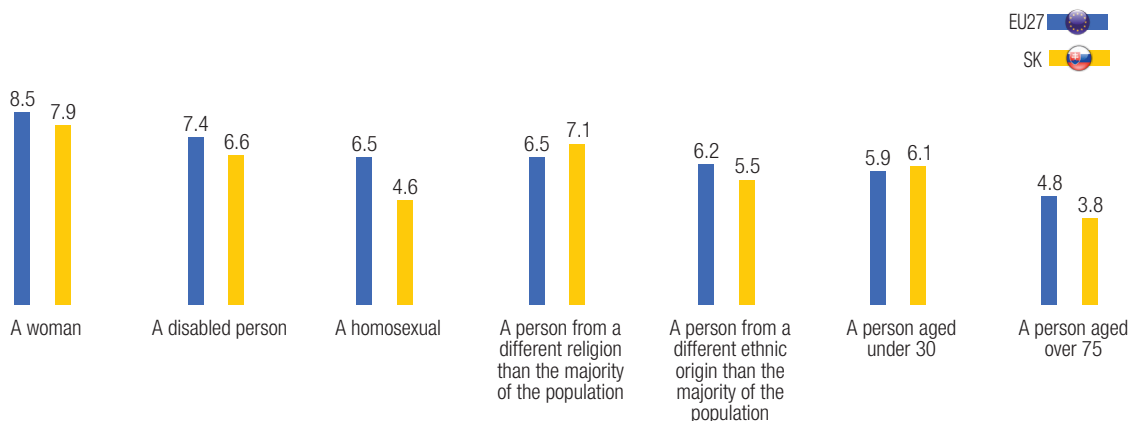
The majority of Slovaks think that diversity on the basis of the six criteria suggested is sufficiently reflected in the media. They are on average a little more numerous than the Europeans in thinking this for age, ethnic origin, religion and disability. And slightly fewer than the European counterparts for gender and sexual orientation.



5. Attitudes towards diversity

QE6 And using a scale from 1 to 10, please tell me how you would feel about having someone from each of the following categories in the highest elected political position in (OUR COUNTRY)?

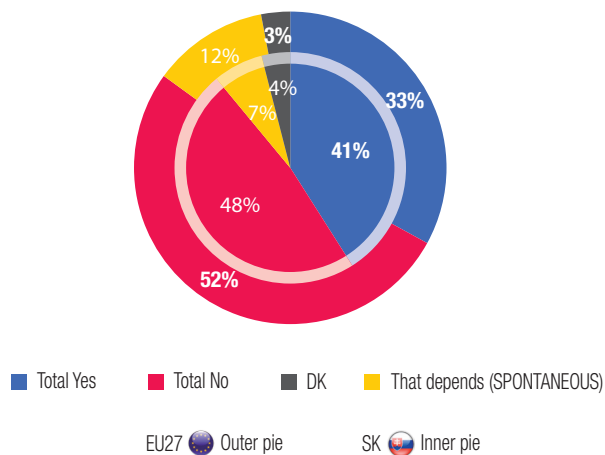
Answer: Average note



The Slovaks as a whole would seem to accept willingly the idea that a major political leader of their country could belong to one of the categories in the survey. This is particularly true if this person was a woman or a person of a religion different from the majority. A little less for a disabled person, a person aged under 30 and a person of an ethnic origin different from the majority. They would be much more reserved if it were a homosexual person and still more if it were a person aged over 75.

6. Fighting discrimination

QE10 Do you know your rights if you are the victim of discrimination or harassment?



Socio-demographic breakdown

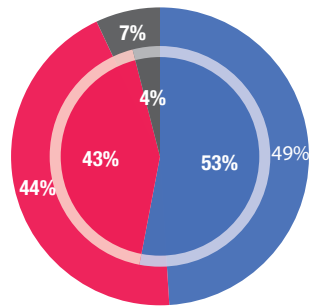
% Yes	EU27	SK
Total	33%	41%
Gender		
Male	35%	41%
Female	31%	42%
Age		
15-24	34%	46%
25-39	37%	44%
40-54	36%	40%
55+	27%	36%
Education (end of)		
15-	21%	19%
16-19	33%	39%
20+	44%	51%
Still Studying	33%	50%

Even if a relative majority of Slovaks consider they do not know their rights in matters of discrimination or harassment, a level of knowledge of 8 points higher than the European average was noted. Contrary to the results obtained at a European level, it is the youngest who show a better knowledge than their elders. The positive correlation observed in the Union between the level of study and the level of knowledge was also confirmed in Slovakia.



6. Fighting discrimination

QE9 In general, would you say that enough effort is made in (OUR COUNTRY) to fight all forms of discrimination?



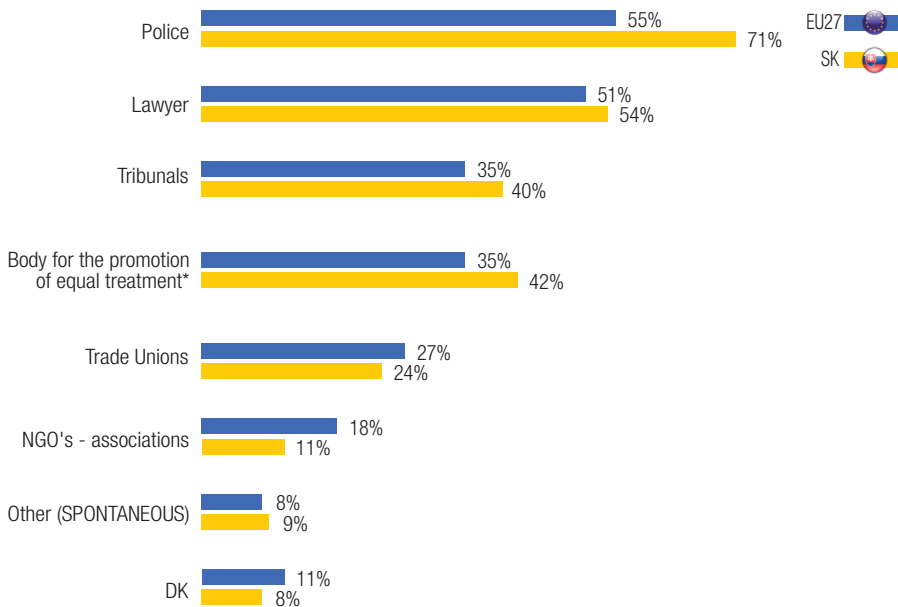
■ Total Yes ■ Total No ■ DK
EU27 Outer pie SK Inner pie

Evolution May-June 2009 - Feb-March 2008

	EU		SK	
	EB71.2	Diff EB71.2-EB69.1	EB71.2	Diff EB71.2-EB69.1
Total Yes	49%	+2	53%	+6
Total No	44%	-4	43%	-6
DK	7%	+2	4%	0

The Slovaks consider, in the majority (and more than the European average that enough effort is being done in their country to combat all forms of discrimination. A result in net increase compared to the survey the previous year (+ 6 points).

QE15T In case you are the victim of discrimination or harassment, to whom would you prefer to report your case? Firstly? And then? And finally?



* Specific name given in each country

As we observed in the European Union but in greater proportions, the Slovaks, if they were victim of discrimination or harassment would turn in the first place to the police. Their second choice would be to call on a lawyer, then to the tribunals and to an organisation promoting equal opportunities. There would then be almost as many as the European average in turning to a trade union and to a lesser extent to an association or an NGO.

