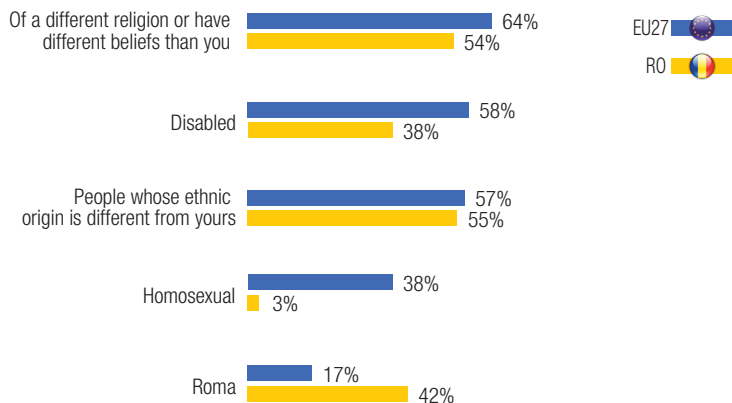


1. Context

QE16 Do you have friends or acquaintances who are...?

Answer: Yes



Socio-demographic breakdown

ITEM: People whose ethnic origin is different from yours

% Yes	EU27	RO
Total	57%	55%
Gender		
Male	60%	59%
Female	54%	52%
1 Age		
15-24	71%	57%
25-39	65%	62%
40-54	60%	54%
55 +	42%	49%

Somewhat fewer Romanians than Europeans as a whole know people with different religions or beliefs to their own, or persons of different ethnic origin. They are also much less likely than the European average to have friendships with people with disabilities. Only a very small minority say that they know people who are homosexual (3 % compared with 38 % in the Union). However, many more than the European average count Roma people among their friends or acquaintances.

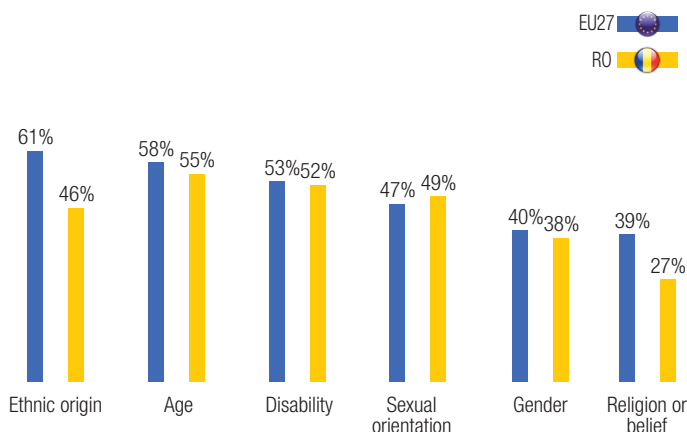
Like Europeans as a whole, Romanians who have studied longest have most contacts with people of a different ethnic origin. These respondents are also mainly in the 25-39 age group (and in the 15-24 group for the Union).

Education (end of)		
15-	41%	45%
16-19	56%	57%
20+	67%	58%
Still Studying	73%	61%

2. Perception and experience of discrimination

QE1 For each of the following types of discrimination, could you please tell me whether, in your opinion, it is very widespread, fairly widespread, fairly rare or very rare in (OUR COUNTRY)? Discrimination on the basis of...

Answer: Total "widespread"

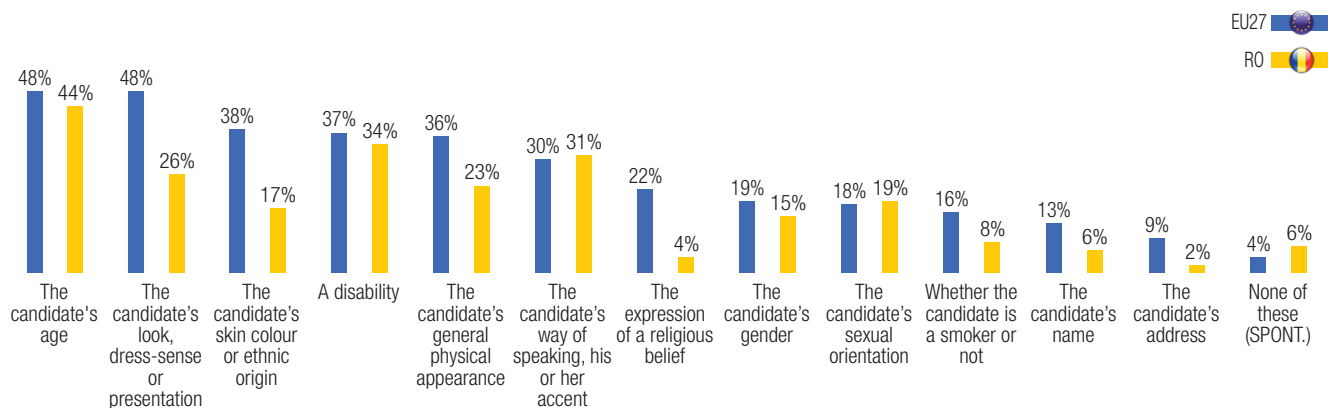


The Romanian population is less likely than the European average to believe that discrimination based on ethnic origin is widespread in their country. However, they are much closer to European opinion as regards age, disability, sexual orientation and gender. Only around a quarter believe that religion could be a source of widespread discrimination in their country.



3. Discrimination at work

QE5 In (OUR COUNTRY), when a company wants to hire someone and has the choice between two candidates with equal skills and qualifications, which of the following criteria may, in your opinion, put one candidate at a disadvantage?

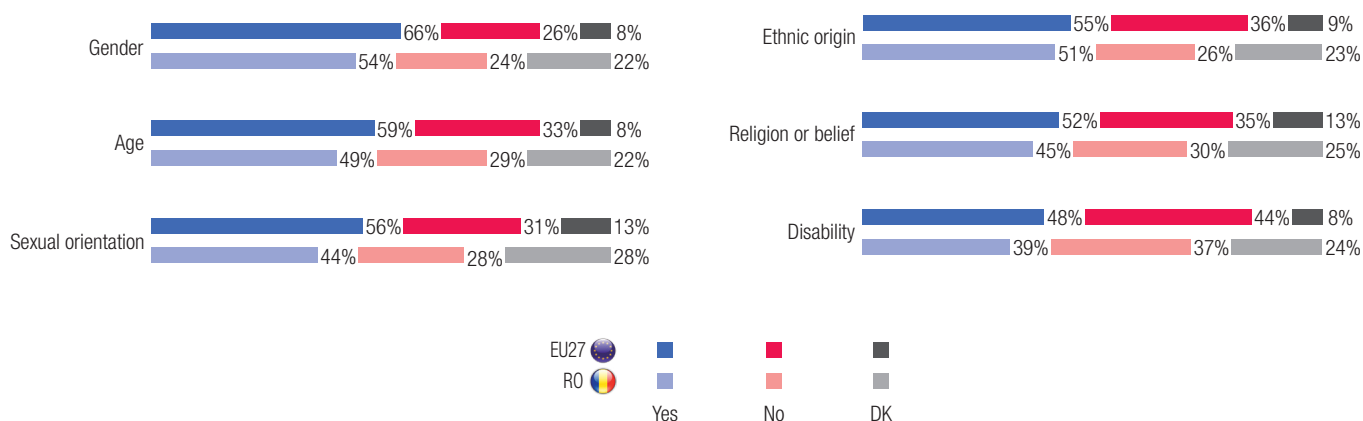


The hierarchy of potential criteria for discrimination in recruitment in Romania is very different from that observed in the Union. The first criterion cited (as across Europe) remains age, but Romanian respondents next mention disability, the candidate's accent and way of talking, his manner of dress and presentation more generally.

Three criteria, in contrast, are very little mentioned compared to the European average: the candidate's physical appearance, and still less his skin colour, ethnic origin and the expression of religious beliefs (only 4% compared with 22% in the European Union as a whole).

4. Diversity in the media

QE11 Do you think that diversity is sufficiently reflected in the media, in terms of...?



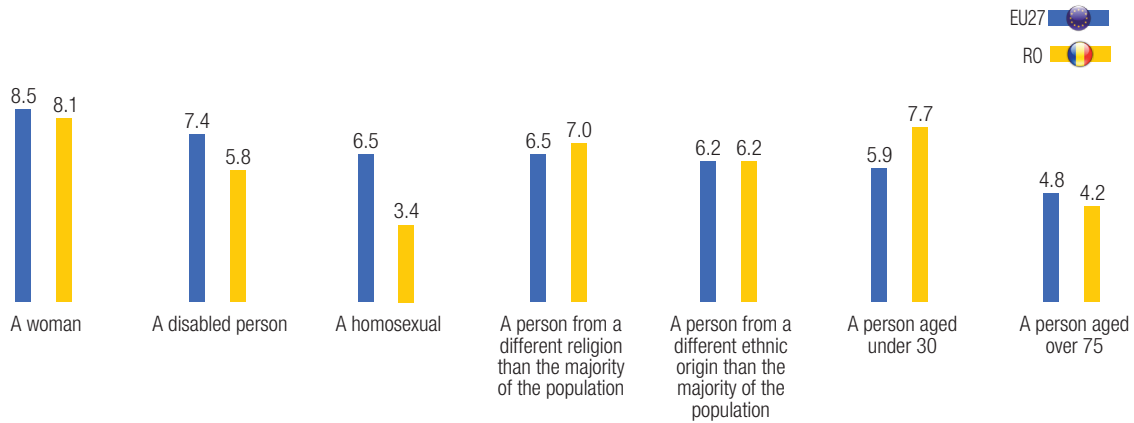
Overall, the Romanian population believes that diversity is fairly well represented in the media, but in a smaller proportion than the European average. Disability is the criterion least often cited. Romanians seem to have some difficulty in commenting on this point (D/K rate between 22 and 28%).



5. Attitudes towards diversity

QE6 And using a scale from 1 to 10, please tell me how you would feel about having someone from each of the following categories in the highest elected political position in (OUR COUNTRY)?

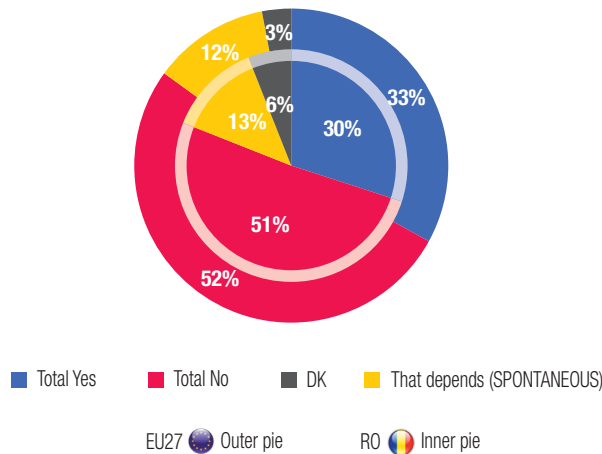
Answer: Average note



In general, Romanians would have no problem if a major political figure in their country were to belong to some of the categories tested. Their responses are quite close to the European average if this figure were a woman, a person whose religion or ethnic origin were different from the majority, or even a person aged over 75. However, they would be much less likely than the European average to accept this idea if the person were disabled, aged under 30, or - in particular - homosexual.

6. Fighting discrimination

QE10 Do you know your rights if you are the victim of discrimination or harassment?



Socio-demographic breakdown

% Yes	EU27	RO
Total	33%	30%
Gender		
Male	35%	33%
Female	31%	27%
Age		
15-24	34%	26%
25-39	37%	31%
40-54	36%	35%
55 +	27%	27%
Education (end of)		
15-	21%	16%
16-19	33%	30%
20+	44%	45%
Still Studying	33%	21%

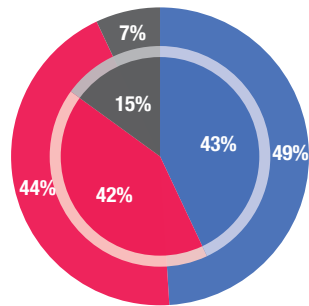
More than half of Romanian respondents say that they would not know their rights if they were the subject of harassment. This result is comparable to the European average.

As observed across the Union, socio-demographic results demonstrate levels of knowledge which are little differentiated by age. Nevertheless, the youngest, oldest and least educated respondents seem to suffer a more marked lack of knowledge than other categories of the Romanian population. There is a difference of 6 points between men and the women on this aspect.



6. Fighting discrimination

QE9 In general, would you say that enough effort is made in (OUR COUNTRY) to fight all forms of discrimination?



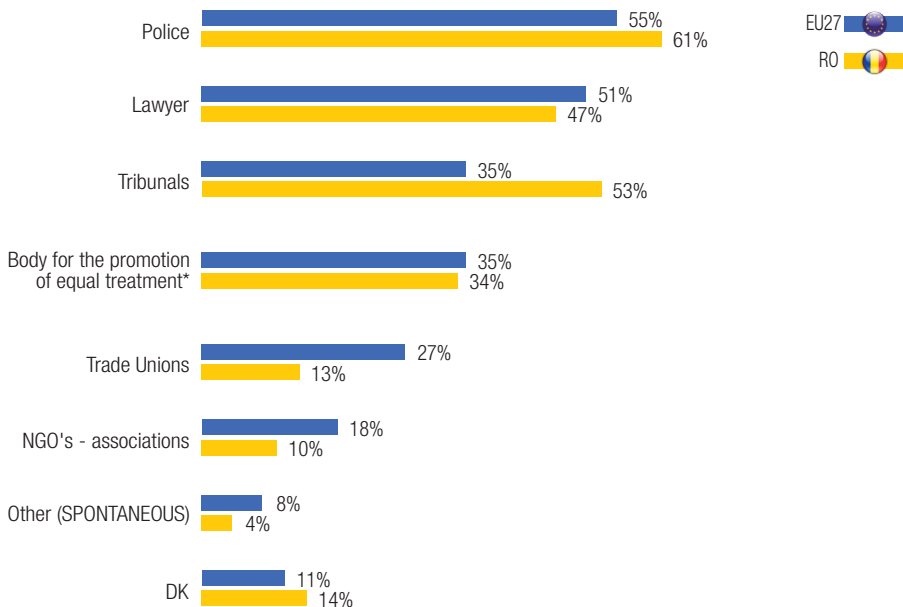
■ Total Yes ■ Total No ■ DK
EU27 Outer pie RO Inner pie

Evolution May-June 2009 - Feb-March 2008

	EU		RO	
	EB71.2	Diff EB71.2-EB69.1	EB71.2	Diff EB71.2-EB69.1
Total Yes	49%	+2	43%	-8
Total No	44%	-4	42%	+6
DK	7%	+2	15%	+2

Although they are much divided on this question, fewer Romanians than the European average consider that enough effort has been made to fight against all forms of discrimination in their country. Criticisms have increased over the past year.

QE15T In case you are the victim of discrimination or harassment, to whom would you prefer to report your case? Firstly? And then? And finally?



* Specific name given in each country

If they were victims of harassment, Romanian respondents would first report the matter to the police (and in even higher proportions than the European average). Their second choice is for tribunals, then a lawyer, and, for around one-third, an equal opportunities organisation. Many fewer would turn to a trade union or an NGO.

