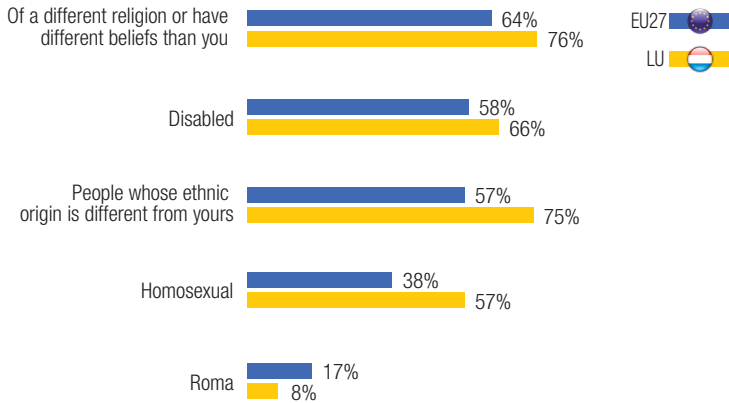


## 1. Context

QE16 Do you have friends or acquaintances who are...?

Answer: Yes



### Socio-demographic breakdown

ITEM: People whose ethnic origin is different from yours

% Yes	EU27	LU
Total	57%	75%

Gender	EU27	LU
Male	60%	76%
Female	54%	74%

Age	EU27	LU
15-24	71%	90%
25-39	65%	86%
40-54	60%	73%
55+	42%	59%

Education (end of)	EU27	LU
15-	41%	66%
16-19	56%	69%
20+	67%	80%
Still Studying	73%	96%

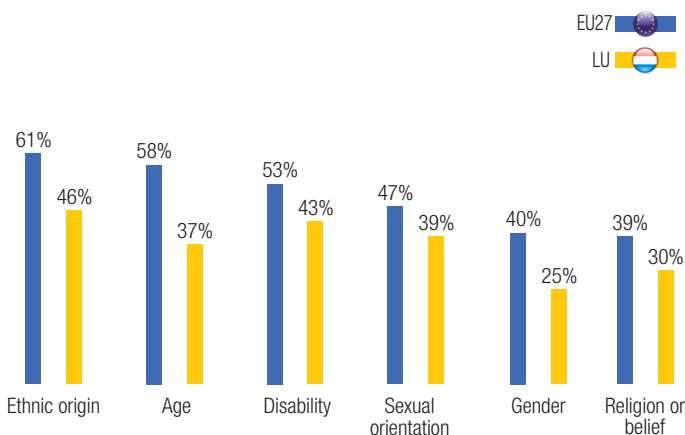
The large majority of Luxembourg respondents say that their circle of friends and acquaintances includes people of different religion or beliefs, disabled people, people of different ethnic origin or homosexuals. These proportions are very significantly higher than the European average. However, they seem much less likely than other Europeans (a 9 point difference) to have friends or acquaintances among people of Roma origin.

As observed in Europe as a whole (though in larger proportions), the youngest Luxembourg respondents and those who studied longest are most likely to have contacts with people of a different ethnic origin.

## 2. Perception and experience of discrimination

QE1 For each of the following types of discrimination, could you please tell me whether, in your opinion, it is very widespread, fairly widespread, fairly rare or very rare in (OUR COUNTRY)? Discrimination on the basis of...

Answer: Total "widespread"

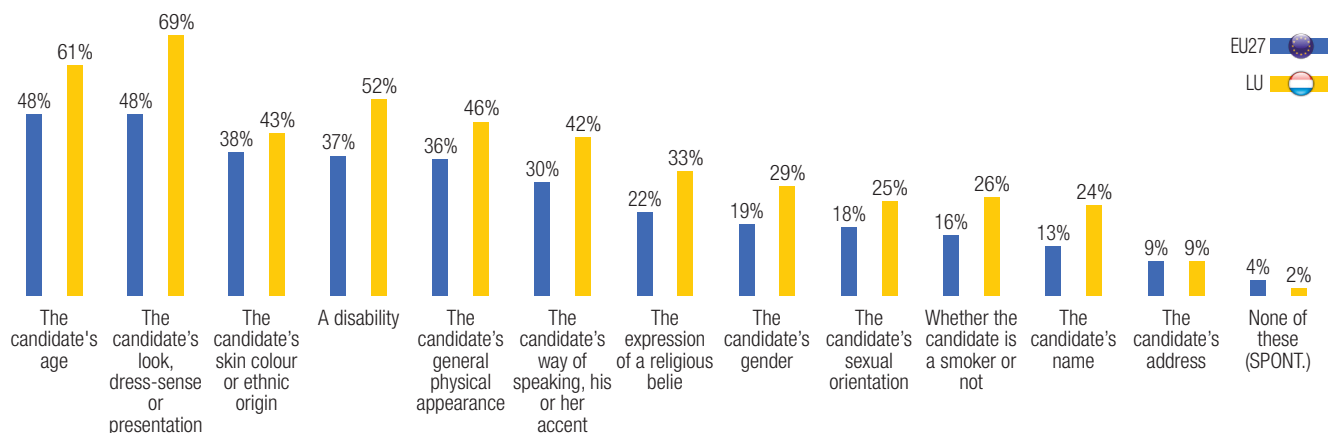


Although discrimination on the basis of ethnic origin and disability seem to be the most common forms of discrimination in Luxembourg, the results in this country indicate a lower incidence of all six forms than is observed in the other Member States. This applies particularly to discrimination on the basis of age, gender and ethnic origin (between 15 and 21 points difference compared to the European average).



## 3. Discrimination at work

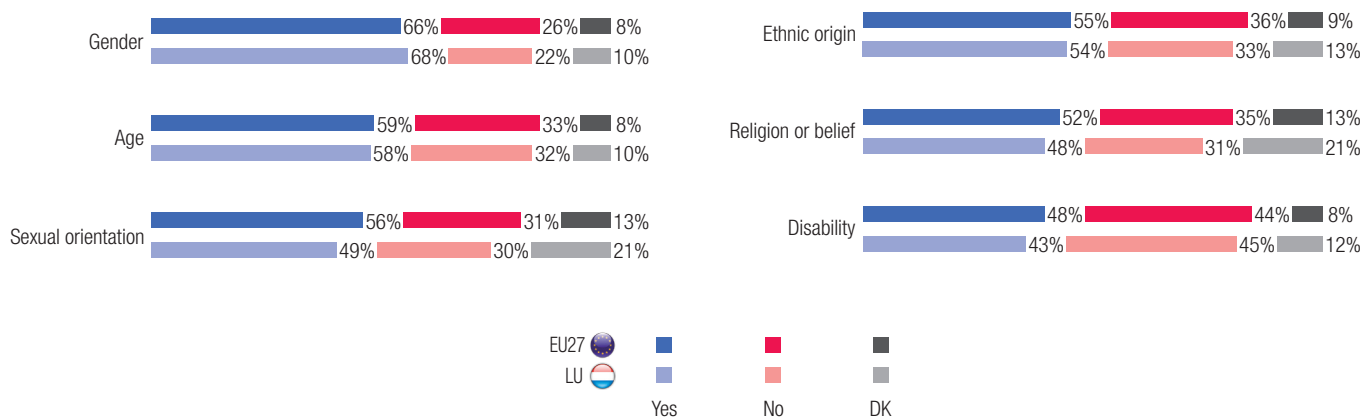
QE5 In (OUR COUNTRY), when a company wants to hire someone and has the choice between two candidates with equal skills and qualifications, which of the following criteria may, in your opinion, put one candidate at a disadvantage?



The ranking of criteria which might disadvantage candidates at a job interview differs somewhat in Luxembourg from the European average. Dress and presentation, age and disability are the factors most often cited. How candidates express themselves, the candidate's name or the presence of a religious symbol are also more often cited in Luxembourg as criteria which might be reasons for discrimination in recruitment.

## 4. Diversity in the media

QE11 Do you think that diversity is sufficiently reflected in the media, in terms of...?



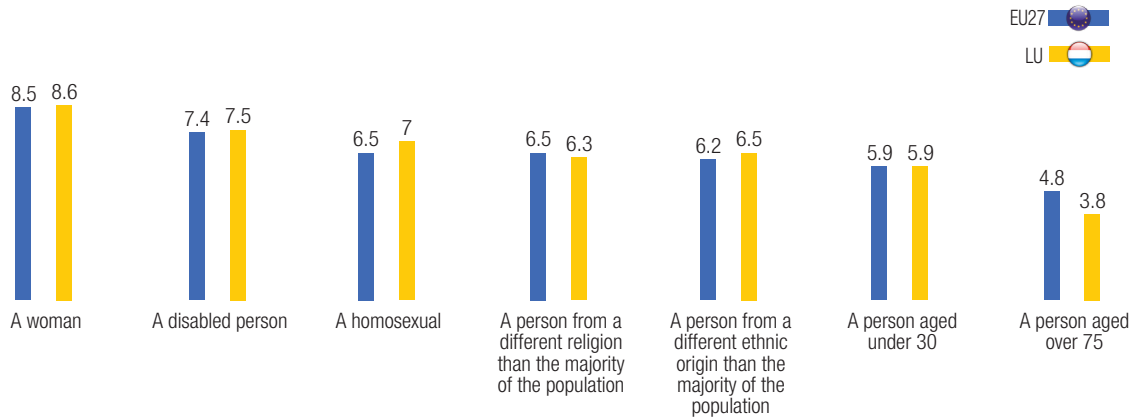
Except in the case of disability, a majority of Luxembourg respondents believe that diversity is adequately represented in the media. The proportions are close to the European average.



## 5. Attitudes towards diversity

QE6 And using a scale from 1 to 10, please tell me how you would feel about having someone from each of the following categories in the highest elected political position in (OUR COUNTRY)?

Answer: Average note

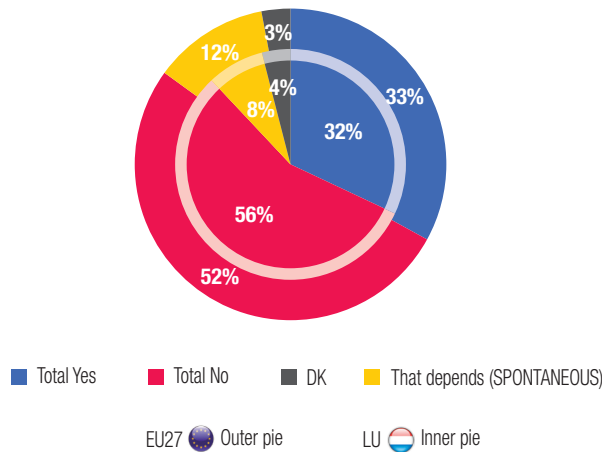


As in the European Union as a whole, Luxembourg respondents would see no problem if a political leader came from one of the categories tested. There is one exception, however: this person should not be aged over 75.

Overall, Luxembourg respondents stand out for their high level of acceptance of homosexuality or the ethnic origin of the political figure.

## 6. Fighting discrimination

QE10 Do you know your rights if you are the victim of discrimination or harassment?



### Socio-demographic breakdown

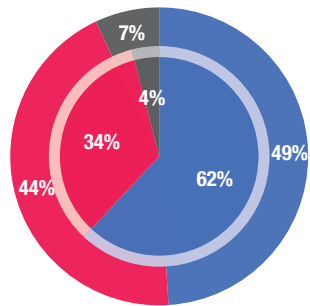
% Yes	EU27	LU
Total	33%	32%
<b>Gender</b>		
Male	35%	35%
Female	31%	29%
<b>Age</b>		
15-24	34%	30%
25-39	37%	30%
40-54	36%	31%
55+	27%	34%
<b>Education (end of)</b>		
15-	21%	22%
16-19	33%	34%
20+	44%	38%
Still Studying	33%	27%

The Luxembourg results for this question differ somewhat from the European results as a whole. More than half of respondents in this country would not know their rights if they were victims of discrimination or harassment. The level of knowledge about these rights differs very little by respondents' age, and stands at around 30%. Nevertheless, the most educated people expressed significantly higher levels of knowledge than the national average, while women (potential victims of discrimination) seem less aware of their rights.



## 6. Fighting discrimination

QE9 In general, would you say that enough effort is made in (OUR COUNTRY) to fight all forms of discrimination?



■ Total Yes ■ Total No ■ DK

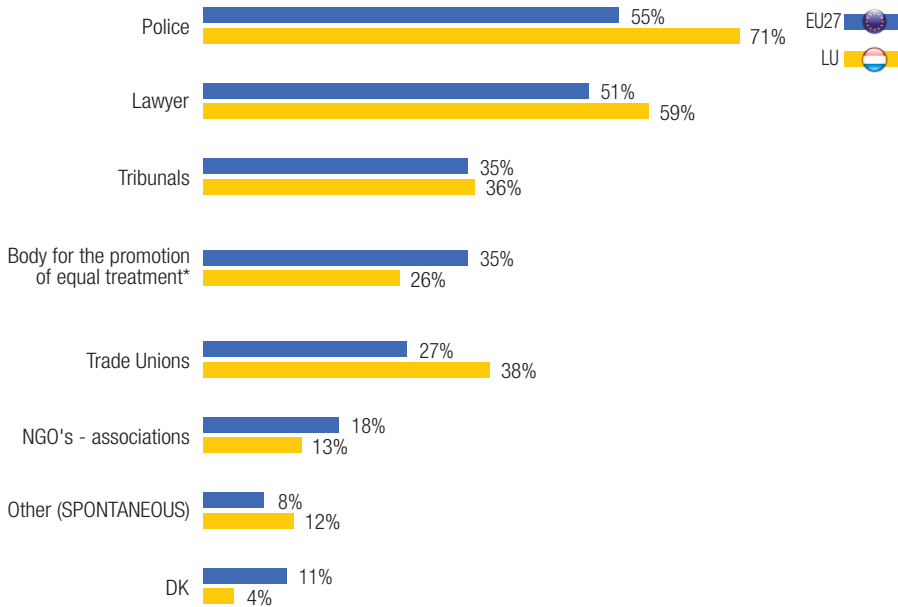
EU27 Outer pie LU Inner pie

Evolution May-June 2009 - Feb-March 2008

	EU		LU	
	EB71.2	Diff EB71.2-EB69.1	EB71.2	Diff EB71.2-EB69.1
Total Yes	49%	+2	62%	+1
Total No	44%	-4	34%	+2
DK	7%	+2	4%	-3

Luxembourg respondents are much more likely than Europeans as a whole to believe that sufficient efforts are made in their country to fight all forms of discrimination (a 13 point difference). Responses to this question have remained stable since last year.

QE15T In case you are the victim of discrimination or harassment, to whom would you prefer to report your case? Firstly? And then? And finally?



\* Specific name given in each country

Though Luxembourg respondents, like Europeans in general, would turn first to the police if they were victims of discrimination or harassment, they are nevertheless much more likely to mention trade unions or a lawyer than other Europeans. An equal opportunities organisation is significantly less often mentioned (9 points lower), as are NGOs and other associations.

